

Country Energy Regulated Retail Price list

Effective 1 July 2009

Country Energy Regulated Retail Price List Effective 1 July 2009

The rates in this booklet are the rates charged to customers who are being supplied electricity under Country Energy's Standard Form contract and the premises being supplied is in Country Energy's supply district.

Document:

Country Energy Regulated Retail Price List

Effective 1 July 2009

18 June 2009

Original

DISCLAIMER

1. Country Energy may change the information in this document without notice. All changes take effect on the date made by Country Energy. Before using this document, please ensure that it is still current.

© 2008 COUNTRY ENERGY

TABLE OF CONTENTS

1	COUNTRY ENERGY	4
1.1	EXPLANATORY NOTES	4
1.1.1	Customer Classifications	4
1.1.2	Transfer between regulated retail pricing options.....	4
1.1.3	Variation of Regulated Retail Prices.....	5
1.1.4	Small Retail Customer.....	5
1.1.5	Accounts.....	5
1.2	REGULATED RETAIL PRICING OPTIONS	5
1.2.1	Residential Regulated Retail Prices - all areas.....	7
1.2.2	Business Regulated Retail Prices – all areas	8
1.2.3	Residential Tariffs – Far West Region only	9
1.2.4	Business Tariffs – Far West Region only	11
1.3	GREENPOWER REGULATED RETAIL PRICING OPTIONS	13
2	OBSOLETE REGULATED RETAIL PRICING OPTIONS	14
2.1.1	All Areas	15
2.1.2	Hillston, Griffith, Hay, Darlington Point, Coleambally, Narranderra, Yanco and Leeton.....	16
2.1.3	Armidale, Uralla and Walcha.....	18
2.1.4	Bateman's Bay, Bega, Moruya, Eden, Narooma, Tura Beach and Tuross Head	19
2.1.5	Bathurst and Oberon.....	21
2.1.6	Crookwell, Goulburn, Queanbeyan, Braidwood, Bungendore and Wee Jasper	23
2.1.7	Cobar, Coonamble, Dubbo, Gilgandra, Nyngan, Narromine, Warren and Wellington	25
2.1.8	Dungog, Stroud, Tea Gardens and Gloucester	27
2.1.9	Gunnedah, Narrabri, Wee Waa, Boggabri, Walgett, Brewarrina and Bourke.....	28
2.1.10	Kempsey, Port Macquarie, Taree, Wauchope and Camden Haven.....	29
2.1.11	Manilla, Barraba, Quirindi, Murrurundi, Nundle, Tamworth and Werris Creek.....	30
2.1.12	Cooma, Adaminaby, Jindabyne, Dalgety, and Berridale.....	31
2.1.13	Mudgee, Gulgong and Coonabarabran	33
2.1.14	Tumut, Adelong, Gundagai, Batlow, Talbingo, Tumbarumba and Cabramurra	35
2.1.15	Orange, Blayney.....	37
2.1.16	Parkes, Forbes, Cowra, Canowindra, Grenfell and Condobolin	39
2.1.17	Tenterfield, Inverell, Moree, Wyallda, Tingha, Bingara and Goondiwindi	41
2.1.18	Tweed Heads, Ballina, Lismore, Grafton, Coffs Harbour and Nambucca Heads.....	42
2.1.19	Lockhart, Collingullie, Wagga Wagga, Tarcutta, Holbrook, Culcairn, Walla Walla and Henty	44
2.1.20	Wentworth, Balranald, Wakool, Windouran, Conargo, Berrigan, Murray, Corowa and Hume.	46
2.1.21	West Wyalong, Temora, Jugiong, Coolamon, Junee and Cootamundra	48
2.1.22	Young, Boorowa, Frogmore, Reids Flat	50
2.1.23	Broken Hil	52
2.2	REGULATED RETAIL CHARGES	53
2.2.1	Dishonoured Bank Cheque	53
2.2.2	Late Payment Fee.....	53
2.2.3	Security Deposit.....	53
3	REBATE SCHEDULE FOR COUNTRY ENERGY – ALL REGIONS	54
3.1	NSW CUSTOMER PENSIONER ENERGY REBATE.....	54
3.2	LIFE SUPPORT REBATE.....	54

1 COUNTRY ENERGY

All Regulated Retail prices are inclusive of a component to recover part of Country Energy's contributions to the NSW Government's Climate Change Fund (formerly known as Energy Savings Fund (ESF)) from 1 July 2005. This fund will support energy savings initiatives across NSW.

1.1 EXPLANATORY NOTES

1.1.1 Customer Classifications

- Residential

Residential regulated retail prices are available for all consumption in premises used wholly or principally as private dwellings. A private dwelling is a house, flat, home unit, town house or similar premises and includes residential sections of

- Boarding houses;
- Bed and breakfast
- Churches;
- Residential section of Nursing homes;
- Hospitals;
- Educational institutions; and
- Approved caravan parks

whose consumption does not exceed 160MWh per year.

- Business

Business regulated retail prices are available for low voltage electricity supplied to premises for any other purpose. These prices are generally applicable to factories, warehouses, hotels, motels, shops, offices, schools, sheds, irrigation pumps, sporting and social clubs whose consumption does not exceed 160MWh per year.

- Time of Use

Time of Use prices (TOU) are available for business or residential supply. The Time of Use option enables financial benefits for controlled usage at predetermined time periods as listed in definitions below.

- **PEAK PERIOD** is from 7.00 am to 9.00 am and 5.00 pm to 8.00 pm on weekdays.
- **SHOULDER PERIOD** is from 9.00 am to 5.00 pm and 8.00 pm to 10.00 pm on weekdays.
- **OFF-PEAK PERIOD** is at all other times.

All times are Eastern Standard Time and Eastern Daylight Saving Time as appropriate. Daylight Saving Time will apply from last Sunday in October (25/10/09) at 2am and finishes on the last Sunday in March (28/03/2010) at 3am of the following year.

1.1.2 Transfer between regulated retail pricing options

Where it is known that a different regulated retail price becomes applicable due to an alteration in the use of electricity in a premise, the regulated retail price may be changed subject to the approval of Country Energy. Customers in the first instance will be connected to a continuous product and controlled load products where applicable. Where a customer requests a change in product option, an application shall be made by the customer, preferably in writing. If a customer wishes to change to the Time of Use (TOU) option and a TOU

meter has been provided at the time of connection, no metering charge will be required. Where a new TOU meter is required for this tariff to be applied, a metering charge will apply.

1.1.3 Variation of Regulated Retail Prices

A variation in regulated retail prices under the standard form contract has no effect, and must not be imposed unless a notice setting out the particulars of the variation is first:

- Published by Country Energy in a newspaper or newspapers circulating throughout NSW or the area in which the variation is to take effect and published on www.countryenergy.com.au
- If relevant to a particular customer or group of customers, notice is served on the customer or group of customers.

The notice must contain the following details:

- Specify the date on or after which the variation is to take effect being a date that is later than the date that the notice is published or served, and
- Include a statement of the new rates or the amount of variation.

Where a regulated retail price change falls within a billing period, charges shall be prorated on a daily basis.

1.1.4 Small Retail Customer

A small retail customer is a customer that consumes less than 160 MWh per annum. In accordance with the Electricity Supply (General) Regulation 2001, Country Energy must determine the rate of consumption or expected consumption of electricity of a customer for the purpose of determining whether or not the customer is a small retail customer or not.

At any time Country Energy becomes aware that a customer consumes electricity at a premise at the rate of greater than 160 MWh per annum and that customer is taking supply under Country Energy's standard form contract, Country Energy must give written notice to the customer that the customer must arrange supply under a customer supply contract with Country Energy or another supplier.

1.1.5 Accounts

Accounts are calculated on the actual number of days between meter readings and the total consumption (kWh) registered on the meter during that period. Accounts will be rendered at regular intervals determined by Country Energy. Accounts are rendered in accordance with the Electricity Supply (General) Regulation 2001. The "Summary of your rights regarding bills and charges" under the Electricity Supply (General) Regulation 2001 is available at www.countryenergy.com.au or a copy may be requested by contacting a customer service advisor on 13 23 56.

1.2 REGULATED RETAIL PRICING OPTIONS

All regulated retail prices published under this section are in accordance with any relevant determination of the Independent Pricing and Regulatory Tribunal "IPART" (Section 34 of the Electricity Supply Act).

GST: All charges outlined in clause 1.2 are GST-exclusive and GST of 10% will be added to these charges.

The regulated retail pricing options listed under this section will be applicable to

- New connections in Country Energy's supply district under Country Energy's Standard Form Contract. This contract is available to Small Retail Customers (annual consumption must be less than 160MWh per annum).
- Small Retail Customers opting back from a negotiated contract to Country Energy's Standard Form Contract.
- The Small Retail Customer applies to Country Energy to convert to non obsolete pricing options.

A copy of Country Energy's Standard Form Contract is available at www.countryenergy.com.au or may be requested by contacting a customer service advisor on 13 23 56.

The following criteria determine which prices apply to Small Retail Customers who wish to apply for supply under Country Energy's Standard Form Contract:

- **Residential:** To premises principally used as a private residence and identified as a Residential Customer.
- **Residential Controlled Load 1:** Applicable to loads such as water heating, swimming pool operation, pumping etc. Loads must be permanently connected. Supply will be made available for 5 to 9 hours overnight on weekdays and all hours on weekends except where the load is controlled by a time clock. Note: This tariff is not available for the top boost element of a two element water heater for new connections.
- **Residential Controlled Load 2:** Applicable to loads such as water heating, swimming pool operation, pumping etc. Loads must be permanently connected. Supply will be made available for 10 to 18 hours per day on weekdays and all hours on weekends except where the load is controlled by a time clock.
- **Residential Time of Use (TOU):** To residential premises where a TOU meter has been provided at the time of connection, no metering charge will be required. Where a new TOU meter is required for this tariff to be applied, a metering installation charge will apply.
- **Business:** To most business premises whose consumption does not exceed 160 MWh per year.
- **Business Controlled Load 1:** To business premises. Supply will be made available where another primary metering point is present at the same metering point as the secondary load and the load is remotely controlled. Applicable to loads such as water heating, swimming pool operation etc. Loads must be permanently connected. Supply will be made available for 5 to 9 hours overnight on weekdays and all hours on weekends except where the load is controlled by a time switch.
- **Business Controlled Load 2:** To business premises. Supply will be made available where another primary metering point is present at the same metering point as the secondary load and the load is remotely controlled. Applicable to loads such as water heating, swimming pool operation etc. Loads must be permanently connected. Supply will be made available for 10 to 18 hours per day on weekdays and all hours on weekends except where the load is controlled by a time clock.
- **Business Time of Use (TOU):** To business premises, where a TOU meter has been provided at the time of connection, no metering charge will be required. Where a new TOU meter is required for this tariff to be applied, a metering installation charge will apply.

1.2.1 Residential Regulated Retail Prices - all areas

5700 : Residential

	Excl GST (cents)	Incl GST (cents)	
All KWh	19.6200	21.5820	*
Supply charge per day	73.3100	80.6410	*

5701 : Residential - Controlled Load 1

	Excl GST (cents)	Incl GST (cents)	
All KWh	7.4800	8.2280	*
Supply charge per day	6.2100	6.8310	*

5702 : Residential - Controlled Load 2

	Excl GST (cents)	Incl GST (cents)	
All KWh	11.2600	12.3860	*
Supply charge per day	7.3500	8.0850	*

5705 : Residential - Peak

	Excl GST (cents)	Incl GST (cents)	
All KWh	21.1300	23.2430	*
Supply charge per day	94.6800	104.1480	*

5706 : Residential - Shoulder

	Excl GST (cents)	Incl GST (cents)	
All KWh	21.1300	23.2430	*

5707 : Residential - Off Peak

	Excl GST (cents)	Incl GST (cents)	
All KWh	10.5800	11.6380	*

* Indicates the price payable to customers, refer to GST note in clause 1.2

1.2.2 Business Regulated Retail Prices – all areas

5740 : Business

	Excl GST (cents)	Incl GST (cents)	
All KWh	22.4700	24.7170	*
Supply charge per day	93.1400	102.4540	*

5741 : Business - Controlled Load 1

	Excl GST (cents)	Incl GST (cents)	
All KWh	6.9600	7.6560	*
Supply charge per day	12.5000	13.7500	*

5742 : Business - Controlled Load 2

	Excl GST (cents)	Incl GST (cents)	
All KWh	11.2100	12.3310	*
Supply charge per day	12.5000	13.7500	*

5745 : Business - Peak

	Excl GST (cents)	Incl GST (cents)	
All KWh	19.5800	21.5380	*
Supply charge per day	282.4200	310.6620	*

5746 : Business - Shoulder

	Excl GST (cents)	Incl GST (cents)	
All KWh	19.5800	21.5380	*

5747 : Business - Off Peak

	Excl GST (cents)	Incl GST (cents)	
All KWh	11.2200	12.3420	*

* Indicates the price payable to customers, refer to GST note in clause 1.2

1.2.3 Residential Tariffs – Far West Region only

7400 : Residential

	Excl GST (cents)	Incl GST (cents)	
First 3.33 KWh	19.6200	21.5820	*
All Remaining KWh	18.6300	20.4930	*
Supply charge per day	49.1500	54.0650	*

7401 : Residential - Controlled Load 1

	Excl GST (cents)	Incl GST (cents)	
All KWh	7.4800	8.2280	*
Supply charge per day	4.0600	4.4660	*

7402 : Residential - Controlled Load 2

	Excl GST (cents)	Incl GST (cents)	
All KWh	11.2600	12.3860	*
Supply charge per day	4.8600	5.3460	*

7406 : Residential

	Excl GST (cents)	Incl GST (cents)	
All KWh	19.6200	21.5820	*
Supply charge per day	49.1500	54.0650	*

7407 : Residential - Controlled Load 1

	Excl GST (cents)	Incl GST (cents)	
All KWh	7.4800	8.2280	*
Supply charge per day	4.0600	4.4660	*

7408 : Residential - Controlled Load 2

	Excl GST (cents)	Incl GST (cents)	
All KWh	11.2600	12.3860	*
Supply charge per day	4.8600	5.3460	*

7420 : Residential

	Excl GST (cents)	Incl GST (cents)	
First 3.3 KWh	19.6200	21.5820	*
All Remaining KWh	18.6300	20.4930	*
Supply charge per day	49.1500	54.0650	*

7421 : Residential - Controlled Load 1

	Excl GST (cents)	Incl GST (cents)	
All KWh	7.4800	8.2280	*
Supply charge per day	4.0600	4.4660	*

7422 : Residential - Controlled Load 2

	Excl GST (cents)	Incl GST (cents)	
All KWh	11.2600	12.3860	*
Supply charge per day	4.8600	5.3460	*

7423 : Residential

	Excl GST (cents)	Incl GST (cents)	
All KWh	19.6200	21.5820	*
Supply charge per day	73.3100	80.6410	*

7424 : Residential - Controlled Load 1

	Excl GST (cents)	Incl GST (cents)	
All KWh	7.4800	8.2280	*
Supply charge per day	4.0600	4.4660	*

7425 : Residential - Controlled Load 2

	Excl GST (cents)	Incl GST (cents)	
All KWh	11.2600	12.3860	*
Supply charge per day	4.8600	5.3460	*

* Indicates the price payable to customers, refer to GST note in clause 1.2

1.2.4 Business Tariffs – Far West Region only

7403 : Business

	Excl GST (cents)	Incl GST (cents)	
All KWh	22.4700	24.7170	*
Supply charge per day	93.1400	102.4540	*

7404 : Business - Controlled Load 1

	Excl GST (cents)	Incl GST (cents)	
All KWh	6.9600	7.6560	*
Supply charge per day	6.1300	6.7430	*

7405 : Business - Controlled Load 2

	Excl GST (cents)	Incl GST (cents)	
All KWh	11.2100	12.3310	*
Supply charge per day	8.1600	8.9760	*

7409 : Business

	Excl GST (cents)	Incl GST (cents)	
All KWh	22.4700	24.7170	*
Supply charge per day	93.1400	102.4540	*

7410 : Business - Controlled Load 1

	Excl GST (cents)	Incl GST (cents)	
All KWh	6.9600	7.6560	*
Supply charge per day	6.1300	6.7430	*

7411 : Business - Controlled Load 2

	Excl GST (cents)	Incl GST (cents)	
All KWh	10.9400	12.0340	*
Supply charge per day	8.1600	8.9760	*

7412 : Business - Peak

	Excl GST (cents)	Incl GST (cents)	
All KWh	20.4300	22.4730	*
Supply charge per day	282.4200	310.6620	*

7413 : Business - Shoulder

	Excl GST (cents)	Incl GST (cents)	
All KWh	20.4300	22.4730	*

7414 : Business - Off Peak

	Excl GST (cents)	Incl GST (cents)	
All KWh	11.8900	13.0790	*

7426 : Business

	Excl GST (cents)	Incl GST (cents)	
All KWh	22.4700	24.7170	*
Supply charge per day	90.0500	99.0550	*

7427 : Business - Controlled Load 1

	Excl GST (cents)	Incl GST (cents)	
All KWh	6.9600	7.6560	*
Supply charge per day	6.1300	6.7430	*

7429 : Business

	Excl GST (cents)	Incl GST (cents)	
First 3.3 KWh	27.2200	29.9420	*
All Remaining KWh	22.4700	24.7170	*
Supply charge per day	31.0400	34.1440	*

7430 : Business - Controlled Load 1





	Excl GST (cents)	Incl GST (cents)	
All KWh	6.9600	7.6560	*
Supply charge per day	8.1600	8.9760	*

* Indicates the price payable to customers, refer to GST note in clause 1.2

1.3 GREENPOWER REGULATED RETAIL PRICING OPTIONS

Country Energy offers the following GreenPower alternatives. The prices are additional to the regulated tariff.



Residential Products

Product	Weekly Price (Including GST)	GreenPower kWhs per year	GreenPower Accreditation
countrygreen® 10%	\$1.30	647*	
countrygreen® 20%	\$2.00	1294*	
countrygreen® 50%	\$4.50	3235*	
countrygreen® 100%	\$8.00	6470*	

countrygreen® is accredited under the National GreenPower Accreditation Program.

* 6,470kWh is indicative of the average household energy consumption as determined by the Department of Water and Energy.

Business Products

Product	Price per kWh (including GST)	GreenPower Accreditation
countrygreen® energy - business 10%	Additional 1.43 cents per kWh	
countrygreen® energy - business 100%	Additional 7.15 cents per kWh	

countrygreen® energy – business is accredited under the National GreenPower Accreditation Program.

Country Energy Regulated Retail Price list

2 OBSOLETE REGULATED RETAIL PRICING OPTIONS

All regulated retail prices published under this section are in accordance with any relevant determination of the Independent Pricing and Regulatory Tribunal “IPART” (Section 34 of the Electricity Supply Act).

GST: All charges outlined in clause 1.3 are GST-exclusive and GST of 10% will be added to these charges.

From time to time regulated retail pricing options are made obsolete. Small Retail Customers will remain on obsolete prices until such time that:

- The Small Retail Customer vacates the premise;
- The Small Retail Customer opts back from a negotiated contract to supply under Country Energy’s Standard Form Contract
- The Small Retail Customer applies to Country Energy to convert to non obsolete pricing options.

The Retail Prices listed under this section are not available to Small Retail customers moving into premises or Small Retail customers opting back from a negotiated contract to supply under Country Energy’s Standard Form Contract. The Regulated Retail Prices applicable to these customers are listed in Section 1.2. Regulated Retail Pricing Options.

Country Energy Regulated Retail Price list

NOT APPLICABLE TO NEW CONNECTIONS

2.1.1 All Areas

5720 : Residential

	Excl GST (cents)	Incl GST (cents)	
All KWh	19.6200	21.5820	*
Supply charge per day	73.3100	80.6410	*

5721 : Residential - Controlled Load 1

	Excl GST (cents)	Incl GST (cents)	
All KWh	7.4800	8.2280	*
Supply charge per day	6.2100	6.8310	*

5722 : Residential - Controlled Load 2

	Excl GST (cents)	Incl GST (cents)	
All KWh	11.2600	12.3860	*
Supply charge per day	7.3500	8.0850	*

5725 : Residential - Peak

	Excl GST (cents)	Incl GST (cents)	
All KWh	21.1300	23.2430	*
Supply charge per day	94.6800	104.1480	*

5726 : Residential - Shoulder

	Excl GST (cents)	Incl GST (cents)	
All KWh	21.1300	23.2430	*

5727 : Residential - Off Peak

	Excl GST (cents)	Incl GST (cents)	
All KWh	10.5800	11.6380	*

5730 : Business

	Excl GST (cents)	Incl GST (cents)	
All KWh	22.4700	24.7170	*
Supply charge per day	93.1400	102.454	*

5731 : Business - Controlled Load 1

	Excl GST (cents)	Incl GST (cents)	
All KWh	6.9600	7.6560	*
Supply charge per day	12.5000	13.7500	*

5732 : Business - Controlled Load 2

	Excl GST (cents)	Incl GST (cents)	
All KWh	11.2100	12.3310	*
Supply charge per day	12.5000	13.7500	*

5735 : Business - Peak

	Excl GST (cents)	Incl GST (cents)	
All KWh	20.4300	22.4730	*
Supply charge per day	328.7800	361.6580	*

5736 : Business - Shoulder

	Excl GST (cents)	Incl GST (cents)	
All KWh	20.4300	22.4730	*

5737 : Business - Off Peak

	Excl GST (cents)	Incl GST (cents)	
All KWh	11.2200	12.3420	

* *Indicates the price payable by customers, refer to GST note in clause 3

NOT APPLICABLE TO NEW CONNECTIONS

2.1.2 Hillston, Griffith, Hay, Darlington Point, Coleambally, Narranderra, Yanco and Leeton

5000 : Residential

	Excl GST (cents)	Incl GST (cents)
All KWh	19.6200	21.5820 *
Supply charge per day	49.1500	54.0650 *

5001 : Residential - Controlled Load 1

	Excl GST (cents)	Incl GST (cents)
All KWh	6.9300	7.6230 *
Supply charge per day	4.0600	4.4660 *

5002 : Residential - Controlled Load 2

	Excl GST (cents)	Incl GST (cents)
All KWh	11.2600	12.3860 *
Supply charge per day	4.8600	5.3460 *

5003 : Residential - Peak

	Excl GST (cents)	Incl GST (cents)
All KWh	17.8200	19.6020 *
Supply charge per day	73.3100	80.6410 *

5004 : Residential - Shoulder

	Excl GST (cents)	Incl GST (cents)
All KWh	15.4300	16.9730 *

5005 : Residential - Off Peak

	Excl GST (cents)	Incl GST (cents)
All KWh	7.7800	8.5580 *

5077 : Residential

	Excl GST (cents)	Incl GST (cents)
All KWh	19.6200	21.5820 *
Supply charge per day	49.1500	54.0650 *

5081 : Residential - Controlled Load 1

	Excl GST (cents)	Incl GST (cents)
All KWh	7.4800	8.2280 *
Supply charge per day	4.0600	4.4660 *

5163 : Residential - Controlled Load 2

	Excl GST (cents)	Incl GST (cents)
All KWh	11.2600	12.3860 *
Supply charge per day	4.8600	5.3460 *

5006 : Residential - Peak

	Excl GST (cents)	Incl GST (cents)
All KWh	21.1300	23.2430 *
Supply charge per day	103.2600	113.5860 *

5007 : Residential - Shoulder

	Excl GST (cents)	Incl GST (cents)
All KWh	18.3600	20.1960 *

5008 : Residential - Off Peak

	Excl GST (cents)	Incl GST (cents)
All KWh	8.2000	9.0200 *

5009 : Business

	Excl GST (cents)	Incl GST (cents)
First 3.3 KWh	29.3100	32.2410 *
All Remaining KWh	21.0800	23.1880 *
Supply charge per day	61.0900	67.1990 *

5011 : Business - Controlled Load 1

	Excl GST (cents)	Incl GST (cents)
All KWh	6.9600	7.6560 *
Supply charge per day	8.1600	8.9760 *

5012 : Business - Controlled Load 2

	Excl GST (cents)	Incl GST (cents)	
All KWh	11.2100	12.3310	*
Supply charge per day	8.1600	8.9760	*

5013 : Business - Peak

	Excl GST (cents)	Incl GST (cents)	
All KWh	19.8700	21.8570	*
Supply charge per day	282.4200	310.6620	*

5014 : Business - Shoulder

	Excl GST (cents)	Incl GST (cents)	
All KWh	19.8700	21.8570	*

5015 : Business - Off Peak

	Excl GST (cents)	Incl GST (cents)	
All KWh	11.2200	12.3420	*

5010 : Business

	Excl GST (cents)	Incl GST (cents)	
First 3.3 KWh	35.5500	39.1050	*
All Remaining KWh	22.4700	24.7170	*
Supply charge per day	61.0900	67.1990	*

5047 : Business - Controlled Load 1

	Excl GST (cents)	Incl GST (cents)	
All KWh	6.9600	7.6560	*
Supply charge per day	8.1600	8.9760	*

5056 : Business - Controlled Load 2

	Excl GST (cents)	Incl GST (cents)	
All KWh	11.2100	12.3310	*
Supply charge per day	8.1600	8.9760	*

5016 : Business - Peak

	Excl GST (cents)	Incl GST (cents)	
All KWh	20.4300	22.4730	*
Supply charge per day	282.4200	310.6620	*

5017 : Business - Shoulder

	Excl GST (cents)	Incl GST (cents)	
All KWh	20.4300	22.4730	*

5018 : Business - Off Peak

	Excl GST (cents)	Incl GST (cents)	
All KWh	11.8900	13.0790	*

* Indicates the price payable by customers, refer to GST note in clause 3

NOT APPLICABLE TO NEW CONNECTIONS

2.1.3 Armidale, Uralla and Walcha

5504 : Residential

	Excl GST (cents)	Incl GST (cents)	
First 9.84 KWh	19.6200	21.5820	*
All Remaining KWh	18.6300	20.4930	*
Supply charge per day	73.3100	80.6410	*

5516 : Residential - Controlled Load 1

	Excl GST (cents)	Incl GST (cents)	
All KWh	7.4800	8.2280	*
Supply charge per day	6.2100	6.8310	*

5522 : Residential - Controlled Load 2

	Excl GST (cents)	Incl GST (cents)	
All KWh	11.2600	12.3860	*
Supply charge per day	7.3500	8.0850	*

5507 : Residential

	Excl GST (cents)	Incl GST (cents)	
All KWh	19.6200	21.5820	*
Supply charge per day	73.3100	80.6410	*

5518 : Residential - Controlled Load 1

	Excl GST (cents)	Incl GST (cents)	
All KWh	7.4800	8.2280	*
Supply charge per day	6.5600	7.2160	*

5523 : Residential - Controlled Load 2

	Excl GST (cents)	Incl GST (cents)	
All KWh	11.2600	12.3860	*
Supply charge per day	7.3500	8.0850	*

5512 : Business

	Excl GST (cents)	Incl GST (cents)	
All KWh	22.4700	24.7170	*
Supply charge per day	93.1400	102.4540	*

5520 : Business - Controlled Load 1

	Excl GST (cents)	Incl GST (cents)	
All KWh	6.9600	7.6560	*
Supply charge per day	12.5000	13.7500	*

5524 : Business - Controlled Load 2

	Excl GST (cents)	Incl GST (cents)	
All KWh	11.2100	12.3310	*
Supply charge per day	12.5000	13.7500	*

5513 : Business - Peak

	Excl GST (cents)	Incl GST (cents)	
All KWh	20.9200	23.0120	*
Supply charge per day	389.3700	428.3070	*

5514 : Business - Shoulder

	Excl GST (cents)	Incl GST (cents)	
All KWh	19.8700	21.8570	*

5515 : Business - Off Peak

	Excl GST (cents)	Incl GST (cents)	
All KWh	11.3100	12.4410	*

* Indicates the price payable by customers, refer to GST note in clause 3

NOT APPLICABLE TO NEW CONNECTIONS

2.1.4 Bateman's Bay, Bega, Moruya, Eden, Narooma, Tura Beach and Tuross Head

5000 : Residential

	Excl GST (cents)	Incl GST (cents)	
All KWh	19.6200	21.5820	*
Supply charge per day	49.1500	54.0650	*

5001 : Residential - Controlled Load 1

	Excl GST (cents)	Incl GST (cents)	
All KWh	6.9300	7.6230	*
Supply charge per day	4.0600	4.4660	*

5002 : Residential - Controlled Load 2

	Excl GST (cents)	Incl GST (cents)	
All KWh	11.2600	12.3860	*
Supply charge per day	4.8600	5.3460	*

5003 : Residential - Peak

	Excl GST (cents)	Incl GST (cents)	
All KWh	17.8200	19.6020	*
Supply charge per day	73.3100	80.6410	*

5004 : Residential - Shoulder

	Excl GST (cents)	Incl GST (cents)	
All KWh	15.4300	16.9730	*

5005 : Residential - Off Peak

	Excl GST (cents)	Incl GST (cents)	
All KWh	7.7800	8.5580	*

5077 : Residential

	Excl GST (cents)	Incl GST (cents)	
All KWh	19.6200	21.5820	*
Supply charge per day	49.1500	54.0650	*

5081 : Residential - Controlled Load 1

	Excl GST (cents)	Incl GST (cents)	
All KWh	7.4800	8.2280	*
Supply charge per day	4.0600	4.4660	*

5090 : Residential - Controlled Load 2

	Excl GST (cents)	Incl GST (cents)	
All KWh	11.2600	12.3860	*
Supply charge per day	4.8600	5.3460	*

5006 : Residential - Peak

	Excl GST (cents)	Incl GST (cents)	
All KWh	21.1300	23.2430	*
Supply charge per day	103.2600	113.5860	*

5007 : Residential - Shoulder

	Excl GST (cents)	Incl GST (cents)	
All KWh	18.3600	20.1960	*

5008 : Residential - Off Peak

	Excl GST (cents)	Incl GST (cents)	
All KWh	8.2000	9.0200	*

5009 : Business

	Excl GST (cents)	Incl GST (cents)	
First 3.3 KWh	29.3100	32.2410	*
All Remaining KWh	21.0800	23.1880	*
Supply charge per day	61.0900	67.1990	*

5011 : Business - Controlled Load 1

	Excl GST (cents)	Incl GST (cents)	
All KWh	6.9600	7.6560	*
Supply charge per day	8.1600	8.9760	*

5012 : Business - Controlled Load 2

	Excl GST (cents)	Incl GST (cents)	
All KWh	11.2100	12.3310	*
Supply charge per day	8.1600	8.9760	*

5013 : Business - Peak

	Excl GST (cents)	Incl GST (cents)	
All KWh	19.8700	21.8570	*
Supply charge per day	282.4200	310.6620	*

5014 : Business - Shoulder

	Excl GST (cents)	Incl GST (cents)	
All KWh	19.8700	21.8570	*

5015 : Business - Off Peak

	Excl GST (cents)	Incl GST (cents)	
All KWh	11.2200	12.3420	*

5010 : Business

	Excl GST (cents)	Incl GST (cents)	
First 3.3 KWh	35.5500	39.1050	*
All Remaining KWh	22.4700	24.7170	*
Supply charge per day	61.0900	67.1990	*

5047 : Business - Controlled Load 1

	Excl GST (cents)	Incl GST (cents)	
All KWh	6.9600	7.6560	*
Supply charge per day	8.1600	8.9760	*

5056 : Business - Controlled Load 2

	Excl GST (cents)	Incl GST (cents)	
All KWh	11.2100	12.3310	*
Supply charge per day	8.1600	8.9760	*

5016 : Business - Peak

	Excl GST (cents)	Incl GST (cents)	
All KWh	20.4300	22.4730	*
Supply charge per day	282.4200	310.6620	*

5017 : Business - Shoulder

	Excl GST (cents)	Incl GST (cents)	
All KWh	20.4300	22.4730	*

5018 : Business - Off Peak

	Excl GST (cents)	Incl GST (cents)	
All KWh	11.8900	13.0790	*

*Indicates the price payable by customers, refer to GST note in clause 3

NOT APPLICABLE TO NEW CONNECTIONS

2.1.5 Bathurst and Oberon

145 : Residential

	Excl GST (cents)	Incl GST (cents)	
First 3.3 KWh	25.2700	27.7970	*
All Remaining KWh	19.6200	21.5820	*
Supply charge per day	49.1500	54.0650	*

146 : Residential - Controlled Load 1

	Excl GST (cents)	Incl GST (cents)	
All KWh	7.4800	8.2280	*
Supply charge per day	4.0600	4.4660	*

147 : Residential - Controlled Load 2

	Excl GST (cents)	Incl GST (cents)	
All KWh	11.2600	12.3860	*
Supply charge per day	4.8600	5.3460	*

148 : Space Heat/Cool-Unrest 2-Rate

	Excl GST (cents)	Incl GST (cents)	
All KWh	19.3100	21.2410	*

149 : Space Heat/Cool-Rest 2-Rate

	Excl GST (cents)	Incl GST (cents)	
All KWh	10.4700	11.5170	*

345 : Residential

	Excl GST (cents)	Incl GST (cents)	
First 3.3 KWh	27.5200	30.2720	*
All Remaining KWh	19.6200	21.5820	*
Supply charge per day	49.1500	54.0650	*

360 : Residential - Controlled Load 1

	Excl GST (cents)	Incl GST (cents)	
All KWh	7.4800	8.2280	*
Supply charge per day	4.0600	4.4660	*

361 : Residential - Controlled Load 2

	Excl GST (cents)	Incl GST (cents)	
All KWh	11.2600	12.3860	*
Supply charge per day	4.8600	5.3460	*

440 : Business

	Excl GST (cents)	Incl GST (cents)	
All KWh	22.4700	24.7170	*
Supply charge per day	93.1400	102.4540	*

190 : Business - Controlled Load 1

	Excl GST (cents)	Incl GST (cents)	
All KWh	6.9600	7.6560	*
Supply charge per day	8.1600	8.9760	*

191 : Business - Controlled Load 2

	Excl GST (cents)	Incl GST (cents)	
All KWh	11.2100	12.3310	*
Supply charge per day	8.1600	8.9760	*

245 : Business - Peak

	Excl GST (cents)	Incl GST (cents)	
All KWh	18.0300	19.8330	*
Supply charge per day	282.4200	310.6620	*

246 : Business - Shoulder

	Excl GST (cents)	Incl GST (cents)	
All KWh	18.0300	19.8330	*

247 : Business - Off Peak

	Excl GST (cents)	Incl GST (cents)	
All KWh	11.2200	12.3420	*

445 : Business

	Excl GST (cents)	Incl GST (cents)	
All KWh	22.4700	24.7170	*
Supply charge per day	93.1400	102.4540	*

465 : Business - Peak

	Excl GST (cents)	Incl GST (cents)	
All KWh	19.5400	21.4940	*
Supply charge per day	282.4200	310.6620	*

466 : Business - Shoulder

	Excl GST (cents)	Incl GST (cents)	
All KWh	19.5400	21.4940	*

467 : Business - Off Peak

	Excl GST (cents)	Incl GST (cents)	
All KWh	11.2200	12.3420	*

* Indicates the price payable by customers, refer to GST note in clause 3

NOT APPLICABLE TO NEW CONNECTIONS

2.1.6 Crookwell, Goulburn, Queanbeyan, Braidwood, Bungendore and Wee Jasper

5000 : Residential

	Excl GST (cents)	Incl GST (cents)	
All KWh	19.6200	21.5820	*
Supply charge per day	49.1500	54.0650	*

5001 : Residential - Controlled Load 1

	Excl GST (cents)	Incl GST (cents)	
All KWh	6.9300	7.6230	*
Supply charge per day	4.0600	4.4660	*

5002 : Residential - Controlled Load 2

	Excl GST (cents)	Incl GST (cents)	
All KWh	11.2600	12.3860	*
Supply charge per day	4.8600	5.3460	*

5003 : Residential - Peak

	Excl GST (cents)	Incl GST (cents)	
All KWh	17.8200	19.6020	*
Supply charge per day	73.3100	80.6410	*

5004 : Residential - Shoulder

	Excl GST (cents)	Incl GST (cents)	
All KWh	15.4300	16.9730	*

5005 : Residential - Off Peak

	Excl GST (cents)	Incl GST (cents)	
All KWh	7.7800	8.5580	*

5064 : Residential

	Excl GST (cents)	Incl GST (cents)	
All KWh	19.6200	21.5820	*
Supply charge per day	73.3100	80.6410	*

5081 : Residential - Controlled Load 1

	Excl GST (cents)	Incl GST (cents)	
All KWh	7.4800	8.2280	*
Supply charge per day	4.0600	4.4660	*

5089 : Residential - Controlled Load 2

	Excl GST (cents)	Incl GST (cents)	
All KWh	11.2600	12.3860	*
Supply charge per day	4.8600	5.3460	*

5006 : Residential - Peak

	Excl GST (cents)	Incl GST (cents)	
All KWh	21.1300	23.2430	*
Supply charge per day	103.2600	113.5860	*

5007 : Residential - Shoulder

	Excl GST (cents)	Incl GST (cents)	
All KWh	18.3600	20.1960	*

5008 : Residential - Off Peak

	Excl GST (cents)	Incl GST (cents)	
All KWh	8.2000	9.0200	*

5009 : Business

	Excl GST (cents)	Incl GST (cents)	
First 3.3 KWh	29.3100	32.2410	*
All Remaining KWh	21.0800	23.1880	*
Supply charge per day	61.0900	67.1990	*

5011 : Business - Controlled Load 1

	Excl GST (cents)	Incl GST (cents)	
All KWh	6.9600	7.6560	*
Supply charge per day	8.1600	8.9760	*

5012 : Business - Controlled Load 2

	Excl GST (cents)	Incl GST (cents)	
All KWh	11.2100	12.3310	*
Supply charge per day	8.1600	8.9760	*

5013 : Business - Peak

	Excl GST (cents)	Incl GST (cents)	
All KWh	19.8700	21.8570	*
Supply charge per day	282.4200	310.6620	*

5014 : Business - Shoulder

	Excl GST (cents)	Incl GST (cents)	
All KWh	19.8700	21.8570	*

5015 : Business - Off Peak

	Excl GST (cents)	Incl GST (cents)	
All KWh	11.2200	12.3420	*

5010 : Business

	Excl GST (cents)	Incl GST (cents)	
First 3.3 KWh	35.5500	39.1050	*
All Remaining KWh	22.4700	24.7170	*
Supply charge per day	61.0900	67.1990	*

5047 : Business - Controlled Load 1

	Excl GST (cents)	Incl GST (cents)	
All KWh	6.9600	7.6560	*
Supply charge per day	8.1600	8.9760	*

5056 : Business - Controlled Load 2

	Excl GST (cents)	Incl GST (cents)	
All KWh	11.2100	12.3310	*
Supply charge per day	8.1600	8.9760	*

5016 : Business - Peak

	Excl GST (cents)	Incl GST (cents)	
All KWh	20.4300	22.4730	*
Supply charge per day	282.4200	310.6620	*

5017 : Business - Shoulder

	Excl GST (cents)	Incl GST (cents)	
All KWh	20.4300	22.4730	*

5018 : Business - Off Peak

	Excl GST (cents)	Incl GST (cents)	
All KWh	11.8900	13.0790	*

* Indicates the price payable by customers, refer to GST note in clause 3

NOT APPLICABLE TO NEW CONNECTIONS

2.1.7 Cobar, Coonamble, Dubbo, Gilgandra, Nyngan, Narromine, Warren and Wellington

140 : Residential

	Excl GST (cents)	Incl GST (cents)	
First 3.28 KWh	28.6000	31.4600	*
All Remaining KWh	18.7800	20.6580	*
Supply charge per day	49.1500	54.0650	*

142 : Residential - Controlled Load 1

	Excl GST (cents)	Incl GST (cents)	
All KWh	7.0100	7.7110	*
Supply charge per day	8.0600	8.8660	*

143 : Residential - Controlled Load 2

	Excl GST (cents)	Incl GST (cents)	
All KWh	11.2600	12.3860	*
Supply charge per day	7.3500	8.0850	*

367 : Residential

	Excl GST (cents)	Incl GST (cents)	
All KWh	19.6200	21.5820	*
Supply charge per day	86.5400	95.1940	*

116 : Residential - Controlled Load 1

	Excl GST (cents)	Incl GST (cents)	
All KWh	7.0100	7.7110	*
Supply charge per day	8.0600	8.8660	*

117 : Residential - Controlled Load 2

	Excl GST (cents)	Incl GST (cents)	
All KWh	11.2600	12.3860	*
Supply charge per day	7.3500	8.0850	*

440 : Business

	Excl GST (cents)	Incl GST (cents)	
All KWh	22.4700	24.7170	*
Supply charge per day	93.1400	102.4540	*

106 : Business - Controlled Load 1

	Excl GST (cents)	Incl GST (cents)	
All KWh	6.9600	7.6560	*
Supply charge per day	12.5000	13.7500	*

107 : Business - Controlled Load 2

	Excl GST (cents)	Incl GST (cents)	
All KWh	11.2100	12.3310	*
Supply charge per day	12.5000	13.7500	*

245 : Business - Peak

	Excl GST (cents)	Incl GST (cents)	
All KWh	18.0300	19.8330	*
Supply charge per day	282.4200	310.6620	*

246 : Business - Shoulder

	Excl GST (cents)	Incl GST (cents)	
All KWh	18.0300	19.8330	*

247 : Business - Off Peak

	Excl GST (cents)	Incl GST (cents)	
All KWh	11.2200	12.3420	*

445 : Business

	Excl GST (cents)	Incl GST (cents)	
All KWh	22.4700	24.7170	*
Supply charge per day	93.1400	102.4540	*

465 : Business - Peak

	Excl GST (cents)	Incl GST (cents)	
All KWh	19.5400	21.4940	*
Supply charge per day	282.4200	310.6620	*

466 : Business - Shoulder

	Excl GST (cents)	Incl GST (cents)	
All KWh	19.5400	21.4940	*

467 : Business - Off Peak

	Excl GST (cents)	Incl GST (cents)	
All KWh	11.2200	12.3420	*

* Indicates the price payable by customers, refer to GST note in clause 3

NOT APPLICABLE TO NEW CONNECTIONS

2.1.8 Dungog, Stroud, Tea Gardens and Gloucester

5501 : Residential

	Excl GST (cents)	Incl GST (cents)	
First 9.84 KWh	19.6200	21.5820	*
All Remaining KWh	18.6300	20.4930	*
Supply charge per day	73.3100	80.6410	*

5517 : Residential - Controlled Load 1

	Excl GST (cents)	Incl GST (cents)	
All KWh	7.0100	7.7110	*
Supply charge per day	8.0600	8.8660	*

5522 : Residential - Controlled Load 2

	Excl GST (cents)	Incl GST (cents)	
All KWh	11.2600	12.3860	*
Supply charge per day	7.3500	8.0850	*

5509 : Residential

	Excl GST (cents)	Incl GST (cents)	
All KWh	19.6200	21.5820	*
Supply charge per day	73.3100	80.6410	*

5519 : Residential - Controlled Load 1

	Excl GST (cents)	Incl GST (cents)	
All KWh	7.0100	7.7110	*
Supply charge per day	8.0600	8.8660	*

5523 : Residential - Controlled Load 2

	Excl GST (cents)	Incl GST (cents)	
All KWh	11.2600	12.3860	*
Supply charge per day	7.3500	8.0850	*

5511 : Business

	Excl GST (cents)	Incl GST (cents)	
All KWh	22.4700	24.7170	*
Supply charge per day	93.1400	102.4540	*

5610 : Business - Controlled Load 1

	Excl GST (cents)	Incl GST (cents)	
All KWh	6.9600	7.6560	*
Supply charge per day	12.5000	13.7500	*

5524 : Business - Controlled Load 2

	Excl GST (cents)	Incl GST (cents)	
All KWh	11.2100	12.3310	*
Supply charge per day	12.5000	13.7500	*

5513 : Business - Peak

	Excl GST (cents)	Incl GST (cents)	
All KWh	20.9200	23.0120	*
Supply charge per day	389.3700	428.3070	*

5514 : Business - Shoulder

	Excl GST (cents)	Incl GST (cents)	
All KWh	19.8700	21.8570	*

5515 : Business - Off Peak

	Excl GST (cents)	Incl GST (cents)	
All KWh	11.3100	12.4410	*

* Indicates the price payable by customers, refer to GST note in clause 3

NOT APPLICABLE TO NEW CONNECTIONS

2.1.9 Gunnedah, Narrabri, Wee Waa, Boggabri, Walgett, Brewarrina and Bourke

5502 : Residential

	Excl GST (cents)	Incl GST (cents)	
All KWh	19.6200	21.5820	*
Supply charge per day	73.3100	80.6410	*

5516 : Residential - Controlled Load 1

	Excl GST (cents)	Incl GST (cents)	
All KWh	7.4800	8.2280	*
Supply charge per day	6.2100	6.8310	*

5522 : Residential - Controlled Load 2

	Excl GST (cents)	Incl GST (cents)	
All KWh	11.2600	12.3860	*
Supply charge per day	7.3500	8.0850	*

5508 : Residential

	Excl GST (cents)	Incl GST (cents)	
All KWh	19.6200	21.5820	*
Supply charge per day	73.3100	80.6410	*

5518 : Residential - Controlled Load 1

	Excl GST (cents)	Incl GST (cents)	
All KWh	7.4800	8.2280	*
Supply charge per day	6.5600	7.2160	*

5523 : Residential - Controlled Load 2

	Excl GST (cents)	Incl GST (cents)	
All KWh	11.2600	12.3860	*
Supply charge per day	7.3500	8.0850	*

5512 : Business

	Excl GST (cents)	Incl GST (cents)	
All KWh	22.4700	24.7170	*
Supply charge per day	93.1400	102.4540	*

5520 : Business - Controlled Load 1

	Excl GST (cents)	Incl GST (cents)	
All KWh	6.9600	7.6560	*
Supply charge per day	12.5000	13.7500	*

5524 : Business - Controlled Load 2

	Excl GST (cents)	Incl GST (cents)	
All KWh	11.2100	12.3310	*
Supply charge per day	12.5000	13.7500	*

5513 : Business - Peak

	Excl GST (cents)	Incl GST (cents)	
All KWh	20.9200	23.0120	*
Supply charge per day	389.3700	428.3070	*

5514 : Business - Shoulder

	Excl GST (cents)	Incl GST (cents)	
All KWh	19.8700	21.8570	*

5515 : Business - Off Peak

	Excl GST (cents)	Incl GST (cents)	
All KWh	11.3100	12.4410	*

* Indicates the price payable by customers, refer to GST note in clause 3

NOT APPLICABLE TO NEW CONNECTIONS

2.1.10 Kempsey, Port Macquarie, Taree, Wauchope and Camden Haven

5500 : Residential

	Excl GST (cents)	Incl GST (cents)	
All KWh	19.6200	21.5820	*
Supply charge per day	73.3100	80.6410	*

5516 : Residential - Controlled Load 1

	Excl GST (cents)	Incl GST (cents)	
All KWh	7.4800	8.2280	*
Supply charge per day	6.2100	6.8310	*

5522 : Residential - Controlled Load 2

	Excl GST (cents)	Incl GST (cents)	
All KWh	11.2600	12.3860	*
Supply charge per day	7.3500	8.0850	*

5505 : Residential

	Excl GST (cents)	Incl GST (cents)	
All KWh	19.6200	21.5820	*
Supply charge per day	73.3100	80.6410	*

5518 : Residential - Controlled Load 1

	Excl GST (cents)	Incl GST (cents)	
All KWh	7.4800	8.2280	*
Supply charge per day	6.5600	7.2160	*

5523 : Residential - Controlled Load 2

	Excl GST (cents)	Incl GST (cents)	
All KWh	11.2600	12.3860	*
Supply charge per day	7.3500	8.0850	*

5512 : Business

	Excl GST (cents)	Incl GST (cents)	
All KWh	22.4700	24.7170	*
Supply charge per day	93.1400	102.4540	*

5598 : Business - Controlled Load 1

	Excl GST (cents)	Incl GST (cents)	
All KWh	6.9600	7.6560	*
Supply charge per day	12.5000	13.7500	*

5599 : Business - Controlled Load 2

	Excl GST (cents)	Incl GST (cents)	
All KWh	11.2100	12.3310	*
Supply charge per day	12.5000	13.7500	*

5513 : Business - Peak

	Excl GST (cents)	Incl GST (cents)	
All KWh	20.9200	23.0120	*
Supply charge per day	389.3700	428.3070	*

5514 : Business - Shoulder

	Excl GST (cents)	Incl GST (cents)	
All KWh	19.8700	21.8570	*

5515 : Business - Off Peak

	Excl GST (cents)	Incl GST (cents)	
All KWh	11.3100	12.4410	*

* Indicates the price payable by customers, refer to GST note in clause 3

NOT APPLICABLE TO NEW CONNECTIONS

2.1.11 Manilla, Barraba, Quirindi, Murrurundi, Nundle, Tamworth and Werris Creek

5502 : Residential

	Excl GST (cents)	Incl GST (cents)	
All KWh	19.6200	21.5820	*
Supply charge per day	73.3100	80.6410	*

5516 : Residential - Controlled Load 1

	Excl GST (cents)	Incl GST (cents)	
All KWh	7.4800	8.2280	*
Supply charge per day	6.2100	6.8310	*

5522 : Residential - Controlled Load 2

	Excl GST (cents)	Incl GST (cents)	
All KWh	11.2600	12.3860	*
Supply charge per day	7.3500	8.0850	*

5505 : Residential

	Excl GST (cents)	Incl GST (cents)	
All KWh	19.6200	21.5820	*
Supply charge per day	73.3100	80.6410	*

5518 : Residential - Controlled Load 1

	Excl GST (cents)	Incl GST (cents)	
All KWh	7.4800	8.2280	*
Supply charge per day	6.5600	7.2160	*

5523 : Residential - Controlled Load 2

	Excl GST (cents)	Incl GST (cents)	
All KWh	11.2600	12.3860	*
Supply charge per day	7.3500	8.0850	*

5512 : Business

	Excl GST (cents)	Incl GST (cents)	
All KWh	22.4700	24.7170	*
Supply charge per day	93.1400	102.4540	*

5520 : Business - Controlled Load 1

	Excl GST (cents)	Incl GST (cents)	
All KWh	6.9600	7.6560	*
Supply charge per day	12.5000	13.7500	*

5524 : Business - Controlled Load 2

	Excl GST (cents)	Incl GST (cents)	
All KWh	11.2100	12.3310	*
Supply charge per day	12.5000	13.7500	*

5513 : Business - Peak

	Excl GST (cents)	Incl GST (cents)	
All KWh	20.9200	23.0120	*
Supply charge per day	389.3700	428.3070	*

5514 : Business - Shoulder

	Excl GST (cents)	Incl GST (cents)	
All KWh	19.8700	21.8570	*

5515 : Business - Off Peak

	Excl GST (cents)	Incl GST (cents)	
All KWh	11.3100	12.4410	*

* Indicates the price payable by customers, refer to GST note in clause 3

NOT APPLICABLE TO NEW CONNECTIONS

2.1.12 Cooma, Adaminaby, Jindabyne, Dalgety, and Berridale

5000 : Residential

	Excl GST (cents)	Incl GST (cents)	
All KWh	19.6200	21.5820	*
Supply charge per day	49.1500	54.0650	*

5001 : Residential - Controlled Load 1

	Excl GST (cents)	Incl GST (cents)	
All KWh	6.9300	7.6230	*
Supply charge per day	4.0600	4.4660	*

5002 : Residential - Controlled Load 2

	Excl GST (cents)	Incl GST (cents)	
All KWh	11.2600	12.3860	*
Supply charge per day	4.8600	5.3460	*

5003 : Residential - Peak

	Excl GST (cents)	Incl GST (cents)	
All KWh	17.8200	19.6020	*
Supply charge per day	73.3100	80.6410	*

5004 : Residential - Shoulder

	Excl GST (cents)	Incl GST (cents)	
All KWh	15.4300	16.9730	*

5005 : Residential - Off Peak

	Excl GST (cents)	Incl GST (cents)	
All KWh	7.7800	8.5580	*

5063 : Residential

	Excl GST (cents)	Incl GST (cents)	
First 3.3 KWh	27.6600	30.4260	*
All Remaining KWh	19.6200	21.5820	*
Supply charge per day	65.4200	71.9620	*

5081 : Residential - Controlled Load 1

	Excl GST (cents)	Incl GST (cents)	
All KWh	7.4800	8.2280	*
Supply charge per day	4.0600	4.4660	*

5088 : Residential - Controlled Load 2

	Excl GST (cents)	Incl GST (cents)	
All KWh	11.2600	12.3860	*
Supply charge per day	4.8600	5.3460	*

5006 : Residential - Peak

	Excl GST (cents)	Incl GST (cents)	
All KWh	21.1300	23.2430	*
Supply charge per day	103.2600	113.5860	*

5007 : Residential - Shoulder

	Excl GST (cents)	Incl GST (cents)	
All KWh	18.3600	20.1960	*

5008 : Residential - Off Peak

	Excl GST (cents)	Incl GST (cents)	
All KWh	8.2000	9.0200	*

5009 : Business

	Excl GST (cents)	Incl GST (cents)	
First 3.3 KWh	29.3100	32.2410	*
All Remaining KWh	21.0800	23.1880	*
Supply charge per day	61.0900	67.1990	*

5011 : Business - Controlled Load 1

	Excl GST (cents)	Incl GST (cents)	
All KWh	6.9600	7.6560	*
Supply charge per day	8.1600	8.9760	*

5012 : Business - Controlled Load 2

	Excl GST (cents)	Incl GST (cents)	
All KWh	11.2100	12.3310	*
Supply charge per day	8.1600	8.9760	*

5013 : Business - Peak

	Excl GST (cents)	Incl GST (cents)	
All KWh	19.8700	21.8570	*
Supply charge per day	282.4200	310.6620	*

5014 : Business - Shoulder

	Excl GST (cents)	Incl GST (cents)	
All KWh	19.8700	21.8570	*

5015 : Business - Off Peak

	Excl GST (cents)	Incl GST (cents)	
All KWh	11.2200	12.3420	*

5010 : Business

	Excl GST (cents)	Incl GST (cents)	
First 3.3 KWh	35.5500	39.1050	*
All Remaining KWh	22.4700	24.7170	*
Supply charge per day	61.0900	67.1990	*

5047 : Business - Controlled Load 1

	Excl GST (cents)	Incl GST (cents)	
All KWh	6.9600	7.6560	*
Supply charge per day	8.1600	8.9760	*

5056 : Business - Controlled Load 2

	Excl GST (cents)	Incl GST (cents)	
All KWh	11.2100	12.3310	*
Supply charge per day	8.1600	8.9760	*

5016 : Business - Peak

	Excl GST (cents)	Incl GST (cents)	
All KWh	20.4300	22.4730	*
Supply charge per day	282.4200	310.6620	*

5017 : Business - Shoulder

	Excl GST (cents)	Incl GST (cents)	
All KWh	20.4300	22.4730	*

5018 : Business - Off Peak

	Excl GST (cents)	Incl GST (cents)	
All KWh	11.8900	13.0790	*

* Indicates the price payable by customers, refer to GST note in clause 3

NOT APPLICABLE TO NEW CONNECTIONS

2.1.13 Mudgee, Gulgong and Coonabarabran

156 : Residential

	Excl GST (cents)	Incl GST (cents)	
First 3.28 KWh	21.9900	24.1890	*
All Remaining KWh	19.6200	21.5820	*
Supply charge per day	49.1500	54.0650	*

160 : Residential - Controlled Load 1

	Excl GST (cents)	Incl GST (cents)	
All KWh	7.4800	8.2280	*
Supply charge per day	4.0600	4.4660	*

161 : Residential - Controlled Load 2

	Excl GST (cents)	Incl GST (cents)	
All KWh	11.2600	12.3860	*
Supply charge per day	4.8600	5.3460	*

165 : Residential - Peak

	Excl GST (cents)	Incl GST (cents)	
All KWh	20.2400	22.2640	*
Supply charge per day	101.4800	111.6280	*

166 : Residential - Off Peak

	Excl GST (cents)	Incl GST (cents)	
All KWh	10.5400	11.5940	*

163 : Residential - Peak

	Excl GST (cents)	Incl GST (cents)	
All KWh	29.3700	32.3070	*
Supply charge per day	48.4700	53.3170	*

164 : Residential - Off Peak

	Excl GST (cents)	Incl GST (cents)	
All KWh	10.6700	11.7370	*

349 : Residential

	Excl GST (cents)	Incl GST (cents)	
All KWh	19.6200	21.5820	*
Supply charge per day	73.3100	80.6410	*

352 : Residential - Controlled Load 1

	Excl GST (cents)	Incl GST (cents)	
All KWh	7.4800	8.2280	*
Supply charge per day	4.0600	4.4660	*

353 : Residential - Controlled Load 2

	Excl GST (cents)	Incl GST (cents)	
All KWh	11.2600	12.3860	*
Supply charge per day	4.8600	5.3460	*

358 : Residential - Peak

	Excl GST (cents)	Incl GST (cents)	
All KWh	21.1800	23.2980	*
Supply charge per day	238.9700	262.8670	*

359 : Residential - Off Peak

	Excl GST (cents)	Incl GST (cents)	
All KWh	11.3900	12.5290	*

440 : Business

	Excl GST (cents)	Incl GST (cents)	
All KWh	22.4700	24.7170	*
Supply charge per day	93.1400	102.4540	*

261 : Business - Controlled Load 1

	Excl GST (cents)	Incl GST (cents)	
All KWh	6.9600	7.6560	*
Supply charge per day	8.1600	8.9760	*

245 : Business - Peak

	Excl GST (cents)	Incl GST (cents)	
All KWh	18.0300	19.8330	*
Supply charge per day	282.4200	310.6620	*

246 : Business - Shoulder

	Excl GST (cents)	Incl GST (cents)	
All KWh	18.0300	19.8330	*

247 : Business - Off Peak

	Excl GST (cents)	Incl GST (cents)	
All KWh	11.2200	12.3420	*

445 : Business

	Excl GST (cents)	Incl GST (cents)	
All KWh	22.4700	24.7170	*
Supply charge per day	93.1400	102.4540	*

465 : Business - Peak

	Excl GST (cents)	Incl GST (cents)	
All KWh	19.5400	21.4940	*
Supply charge per day	282.4200	310.6620	*

466 : Business - Shoulder

	Excl GST (cents)	Incl GST (cents)	
All KWh	19.5400	21.4940	*

467 : Business - Off Peak

	Excl GST (cents)	Incl GST (cents)	
All KWh	11.2200	12.3420	*

* Indicates the price payable by customers, refer to GST note in clause 3

NOT APPLICABLE TO NEW CONNECTIONS

2.1.14 Tumut, Adelong, Gundagai, Batlow, Talbingo, Tumbarumba and Cabramurra

5000 : Residential

	Excl GST (cents)	Incl GST (cents)	
All KWh	19.6200	21.5820	*
Supply charge per day	49.1500	54.0650	*

5001 : Residential - Controlled Load 1

	Excl GST (cents)	Incl GST (cents)	
All KWh	6.9300	7.6230	*
Supply charge per day	4.0600	4.4660	*

5002 : Residential - Controlled Load 2

	Excl GST (cents)	Incl GST (cents)	
All KWh	11.2600	12.3860	*
Supply charge per day	4.8600	5.3460	*

5003 : Residential - Peak

	Excl GST (cents)	Incl GST (cents)	
All KWh	17.8200	19.6020	*
Supply charge per day	73.3100	80.6410	*

5004 : Residential - Shoulder

	Excl GST (cents)	Incl GST (cents)	
All KWh	15.4300	16.9730	*

5005 : Residential - Off Peak

	Excl GST (cents)	Incl GST (cents)	
All KWh	7.7800	8.5580	*

5070 : Residential

	Excl GST (cents)	Incl GST (cents)	
All KWh	19.6200	21.5820	*
Supply charge per day	73.3100	80.6410	*

5081 : Residential - Controlled Load 1

	Excl GST (cents)	Incl GST (cents)	
All KWh	7.4800	8.2280	*
Supply charge per day	4.0600	4.4660	*

5094 : Residential - Controlled Load 2

	Excl GST (cents)	Incl GST (cents)	
All KWh	11.2600	12.3860	*
Supply charge per day	4.8600	5.3460	*

5006 : Residential - Peak

	Excl GST (cents)	Incl GST (cents)	
All KWh	21.1300	23.2430	*
Supply charge per day	103.2600	113.5860	*

5007 : Residential - Shoulder

	Excl GST (cents)	Incl GST (cents)	
All KWh	18.3600	20.1960	*

5008 : Residential - Off Peak

	Excl GST (cents)	Incl GST (cents)	
All KWh	8.2000	9.0200	*

5009 : Business

	Excl GST (cents)	Incl GST (cents)	
First 3.3 KWh	29.3100	32.2410	*
All Remaining KWh	21.0800	23.1880	*
Supply charge per day	61.0900	67.1990	*

5011 : Business - Controlled Load 1

	Excl GST (cents)	Incl GST (cents)	
All KWh	6.9600	7.6560	*
Supply charge per day	8.1600	8.9760	*

5012 : Business - Controlled Load 2

	Excl GST (cents)	Incl GST (cents)	
All KWh	11.2100	12.3310	*
Supply charge per day	8.1600	8.9760	*

5013 : Business - Peak

	Excl GST (cents)	Incl GST (cents)	
All KWh	19.8700	21.8570	*
Supply charge per day	282.4200	310.6620	*

5014 : Business - Shoulder

	Excl GST (cents)	Incl GST (cents)	
All KWh	19.8700	21.8570	*

5015 : Business - Off Peak

	Excl GST (cents)	Incl GST (cents)	
All KWh	11.2200	12.3420	*

5010 : Business

	Excl GST (cents)	Incl GST (cents)	
First 3.3 KWh	35.5500	39.1050	*
All Remaining KWh	22.4700	24.7170	*
Supply charge per day	61.0900	67.1990	*

5047 : Business - Controlled Load 1

	Excl GST (cents)	Incl GST (cents)	
All KWh	6.9600	7.6560	*
Supply charge per day	8.1600	8.9760	*

5056 : Business - Controlled Load 2

	Excl GST (cents)	Incl GST (cents)	
All KWh	11.2100	12.3310	*
Supply charge per day	8.1600	8.9760	*

5016 : Business - Peak

	Excl GST (cents)	Incl GST (cents)	
All KWh	20.4300	22.4730	*
Supply charge per day	282.4200	310.6620	*

5017 : Business - Shoulder

	Excl GST (cents)	Incl GST (cents)	
All KWh	20.4300	22.4730	*

5018 : Business - Off Peak

	Excl GST (cents)	Incl GST (cents)	
All KWh	11.8900	13.0790	*

* Indicates the price payable by customers, refer to GST note in clause 3

NOT APPLICABLE TO NEW CONNECTIONS

2.1.15 Orange, Blayney

100 : Residential

	Excl GST (cents)	Incl GST (cents)	
First 3.3 KWh	25.2700	27.7970	*
All Remaining KWh	19.6200	21.5820	*
Supply charge per day	49.1500	54.0650	*

101 : Residential - Controlled Load 1

	Excl GST (cents)	Incl GST (cents)	
All KWh	7.4800	8.2280	*
Supply charge per day	4.0600	4.4660	*

103 : Residential - Controlled Load 2

	Excl GST (cents)	Incl GST (cents)	
All KWh	11.2600	12.3860	*
Supply charge per day	4.8600	5.3460	*

105 : Continuous Space Heating

	Excl GST (cents)	Incl GST (cents)	
All KWh	17.5600	19.3160	*

320 : Residential

	Excl GST (cents)	Incl GST (cents)	
All KWh	19.6200	21.5820	*
Supply charge per day	73.3100	80.6410	*

321 : Residential - Controlled Load 1

	Excl GST (cents)	Incl GST (cents)	
All KWh	7.4800	8.2280	*
Supply charge per day	4.0600	4.4660	*

323 : Residential - Controlled Load 2

	Excl GST (cents)	Incl GST (cents)	
All KWh	11.2600	12.3860	*
Supply charge per day	4.8600	5.3460	*

440 : Business

	Excl GST (cents)	Incl GST (cents)	
All KWh	22.4700	24.7170	*
Supply charge per day	93.1400	102.4540	*

202 : Business - Controlled Load 1

	Excl GST (cents)	Incl GST (cents)	
All KWh	6.9600	7.6560	*
Supply charge per day	8.1600	8.9760	*

203 : Business - Controlled Load 2

	Excl GST (cents)	Incl GST (cents)	
All KWh	11.2100	12.3310	*
Supply charge per day	8.1600	8.9760	*

245 : Business - Peak

	Excl GST (cents)	Incl GST (cents)	
All KWh	18.0300	19.8330	*
Supply charge per day	282.4200	310.6620	*

246 : Business - Shoulder

	Excl GST (cents)	Incl GST (cents)	
All KWh	18.0300	19.8330	*

247 : Business - Off Peak

	Excl GST (cents)	Incl GST (cents)	
All KWh	11.2200	12.3420	*

445 : Business

	Excl GST (cents)	Incl GST (cents)	
All KWh	22.4700	24.7170	*
Supply charge per day	93.1400	102.4540	*

465 : Business - Peak

	Excl GST (cents)	Incl GST (cents)	
All KWh	19.5400	21.4940	*
Supply charge per day	282.4200	310.6620	*

466 : Business - Shoulder

	Excl GST (cents)	Incl GST (cents)	
All KWh	19.5400	21.4940	*

467 : Business - Off Peak

	Excl GST (cents)	Incl GST (cents)	
All KWh	11.2200	12.3420	*

* Indicates the price payable by customers, refer to GST note in clause 3

NOT APPLICABLE TO NEW CONNECTIONS

2.1.16 Parkes, Forbes, Cowra, Canowindra, Grenfell and Condobolin

152 : Residential		
	Excl GST (cents)	Incl GST (cents)
First 3.3 KWh	25.2700	27.7970 *
All Remaining KWh	19.6200	21.5820 *
Supply charge per day	49.1500	54.0650 *

153 : Residential - Controlled Load 1		
	Excl GST (cents)	Incl GST (cents)
All KWh	7.0100	7.7110 *
Supply charge per day	8.0600	8.8660 *

154 : Residential - Controlled Load 2		
	Excl GST (cents)	Incl GST (cents)
All KWh	11.2600	12.3860 *
Supply charge per day	8.1800	8.9980 *

171 : Residential		
	Excl GST (cents)	Incl GST (cents)
All KWh	19.6200	21.5820 *
Supply charge per day	73.3100	80.6410 *

270 : Business - Controlled Load 1		
	Excl GST (cents)	Incl GST (cents)
All KWh	6.6700	7.3370 *
Supply charge per day	12.0200	13.2220 *

271 : Business - Controlled Load 2		
	Excl GST (cents)	Incl GST (cents)
All KWh	11.2600	12.3860 *
Supply charge per day	12.0200	13.2220 *

440 : Business		
	Excl GST (cents)	Incl GST (cents)
All KWh	22.4700	24.7170 *
Supply charge per day	93.1400	102.4540 *

268 : Business - Controlled Load 1		
	Excl GST (cents)	Incl GST (cents)
All KWh	6.9600	7.6560 *
Supply charge per day	12.5000	13.7500 *

269 : Business - Controlled Load 2		
	Excl GST (cents)	Incl GST (cents)
All KWh	11.2100	12.3310 *
Supply charge per day	12.5000	13.7500 *

245 : Business - Peak		
	Excl GST (cents)	Incl GST (cents)
All KWh	18.0300	19.8330 *
Supply charge per day	282.4200	310.6620 *

246 : Business - Shoulder		
	Excl GST (cents)	Incl GST (cents)
All KWh	18.0300	19.8330 *

247 : Business - Off Peak		
	Excl GST (cents)	Incl GST (cents)
All KWh	11.2200	12.3420 *

445 : Business		
	Excl GST (cents)	Incl GST (cents)
All KWh	22.4700	24.7170 *
Supply charge per day	93.1400	102.4540 *

465 : Business - Peak

	Excl GST (cents)	Incl GST (cents)
All KWh	19.5400	21.4940 *
Supply charge per day	282.4200	310.6620 *

466 : Business - Shoulder

	Excl GST (cents)	Incl GST (cents)
All KWh	19.5400	21.4940 *

467 : Business - Off Peak

	Excl GST (cents)	Incl GST (cents)
All KWh	11.2200	12.3420 *

* Indicates the price payable by customers, refer to GST note in clause 3

NOT APPLICABLE TO NEW CONNECTIONS

2.1.17 Tenterfield, Inverell, Moree, Warialda, Tingha, Bingara and Goondiwindi

5503 : Residential		
	Excl GST (cents)	Incl GST (cents)
First 9.84 KWh	19.6200	21.5820 *
All Remaining KWh	18.6300	20.4930 *
Supply charge per day	73.3100	80.6410 *

5516 : Residential - Controlled Load 1		
	Excl GST (cents)	Incl GST (cents)
All KWh	7.4800	8.2280 *
Supply charge per day	6.2100	6.8310 *

5522 : Residential - Controlled Load 2		
	Excl GST (cents)	Incl GST (cents)
All KWh	11.2600	12.3860 *
Supply charge per day	7.3500	8.0850 *

5506 : Residential		
	Excl GST (cents)	Incl GST (cents)
All KWh	19.6200	21.5820 *
Supply charge per day	73.3100	80.6410 *

5518 : Residential - Controlled Load 1		
	Excl GST (cents)	Incl GST (cents)
All KWh	7.4800	8.2280 *
Supply charge per day	6.5600	7.2160 *

5523 : Residential - Controlled Load 2		
	Excl GST (cents)	Incl GST (cents)
All KWh	11.2600	12.3860 *
Supply charge per day	7.3500	8.0850 *

5512 : Business		
	Excl GST (cents)	Incl GST (cents)
All KWh	22.4700	24.7170 *
Supply charge per day	93.1400	102.4540 *

5520 : Business - Controlled Load 1		
	Excl GST (cents)	Incl GST (cents)
All KWh	6.9600	7.6560 *
Supply charge per day	12.5000	13.7500 *

5524 : Business - Controlled Load 2		
	Excl GST (cents)	Incl GST (cents)
All KWh	11.2100	12.3310 *
Supply charge per day	12.5000	13.7500 *

5513 : Business - Peak		
	Excl GST (cents)	Incl GST (cents)
All KWh	20.9200	23.0120 *
Supply charge per day	389.3700	428.3070 *

5514 : Business - Shoulder		
	Excl GST (cents)	Incl GST (cents)
All KWh	19.8700	21.8570 *

5515 : Business - Off Peak		
	Excl GST (cents)	Incl GST (cents)
All KWh	11.3100	12.4410 *

* Indicates the price payable by customers, refer to GST note in clause 3

NOT APPLICABLE TO NEW CONNECTIONS

2.1.18 Tweed Heads, Ballina, Lismore, Grafton, Coffs Harbour and Nambucca Heads

5502 : Residential

	Excl GST (cents)	Incl GST (cents)
All KWh	19.6200	21.5820 *
Supply charge per day	73.3100	80.6410 *

5516 : Residential - Controlled Load 1

	Excl GST (cents)	Incl GST (cents)
All KWh	7.4800	8.2280 *
Supply charge per day	6.2100	6.8310 *

5522 : Residential - Controlled Load 2

	Excl GST (cents)	Incl GST (cents)
All KWh	11.2600	12.3860 *
Supply charge per day	7.3500	8.0850 *

5526 : Residential - Controlled Load 2

	Excl GST (cents)	Incl GST (cents)
All KWh	11.2600	12.3860 *
Supply charge per day	7.3500	8.0850 *

5510 : Residential

	Excl GST (cents)	Incl GST (cents)
All KWh	19.6200	21.5820 *
Supply charge per day	73.3100	80.6410 *

5518 : Residential - Controlled Load 1

	Excl GST (cents)	Incl GST (cents)
All KWh	7.4800	8.2280 *
Supply charge per day	6.5600	7.2160 *

5523 : Residential - Controlled Load 2

	Excl GST (cents)	Incl GST (cents)
All KWh	11.2600	12.3860 *
Supply charge per day	7.3500	8.0850 *

5527 : Residential - Controlled Load 2

	Excl GST (cents)	Incl GST (cents)
All KWh	11.2600	12.3860 *
Supply charge per day	7.3500	8.0850 *

5512 : Business

	Excl GST (cents)	Incl GST (cents)
All KWh	22.4700	24.7170 *
Supply charge per day	93.1400	102.4540 *

5520 : Business - Controlled Load 1

	Excl GST (cents)	Incl GST (cents)
All KWh	6.9600	7.6560 *
Supply charge per day	12.5000	13.7500 *

5524 : Business - Controlled Load 2

	Excl GST (cents)	Incl GST (cents)
All KWh	11.2100	12.3310 *
Supply charge per day	12.5000	13.7500 *

5528 : Business - Controlled Load 2

	Excl GST (cents)	Incl GST (cents)
All KWh	11.2100	12.3310 *
Supply charge per day	12.5000	13.7500 *

5513 : Business - Peak

	Excl GST (cents)	Incl GST (cents)
All KWh	20.9200	23.0120 *
Supply charge per day	389.3700	428.3070 *

5514 : Business - Shoulder

	Excl GST (cents)	Incl GST (cents)
All KWh	19.8700	21.8570 *

5515 : Business - Off Peak

	Excl GST (cents)	Incl GST (cents)	
All KWh	11.3100	12.4410	*

* Indicates the price payable by customers, refer to GST note in clause 3

NOT APPLICABLE TO NEW CONNECTIONS

2.1.19 Lockhart, Collingullie, Wagga Wagga, Tarcutta, Holbrook, Culcairn, Walla Walla and Henty

5000 : Residential

	Excl GST (cents)	Incl GST (cents)	
All KWh	19.6200	21.5820	*
Supply charge per day	49.1500	54.0650	*

5001 : Residential - Controlled Load 1

	Excl GST (cents)	Incl GST (cents)	
All KWh	6.9300	7.6230	*
Supply charge per day	4.0600	4.4660	*

5002 : Residential - Controlled Load 2

	Excl GST (cents)	Incl GST (cents)	
All KWh	11.2600	12.3860	*
Supply charge per day	4.8600	5.3460	*

5003 : Residential - Peak

	Excl GST (cents)	Incl GST (cents)	
All KWh	17.8200	19.6020	*
Supply charge per day	73.3100	80.6410	*

5004 : Residential - Shoulder

	Excl GST (cents)	Incl GST (cents)	
All KWh	15.4300	16.9730	*

5005 : Residential - Off Peak

	Excl GST (cents)	Incl GST (cents)	
All KWh	7.7800	8.5580	*

5069 : Residential

	Excl GST (cents)	Incl GST (cents)	
All KWh	19.6200	21.5820	*
Supply charge per day	73.3100	80.6410	*

5081 : Residential - Controlled Load 1

	Excl GST (cents)	Incl GST (cents)	
All KWh	7.4800	8.2280	*
Supply charge per day	4.0600	4.4660	*

5089 : Residential - Controlled Load 2

	Excl GST (cents)	Incl GST (cents)	
All KWh	11.2600	12.3860	*
Supply charge per day	4.8600	5.3460	*

5006 : Residential - Peak

	Excl GST (cents)	Incl GST (cents)	
All KWh	21.1300	23.2430	*
Supply charge per day	103.2600	113.5860	*

5007 : Residential - Shoulder

	Excl GST (cents)	Incl GST (cents)	
All KWh	18.3600	20.1960	*

5008 : Residential - Off Peak

	Excl GST (cents)	Incl GST (cents)	
All KWh	8.2000	9.0200	*

5009 : Business

	Excl GST (cents)	Incl GST (cents)	
First 3.3 KWh	29.3100	32.2410	*
All Remaining KWh	21.0800	23.1880	*
Supply charge per day	61.0900	67.1990	*

5011 : Business - Controlled Load 1

	Excl GST (cents)	Incl GST (cents)	
All KWh	6.9600	7.6560	*
Supply charge per day	8.1600	8.9760	*

5012 : Business - Controlled Load 2

	Excl GST (cents)	Incl GST (cents)	
All KWh	11.2100	12.3310	*
Supply charge per day	8.1600	8.9760	*

5013 : Business - Peak

	Excl GST (cents)	Incl GST (cents)	
All KWh	19.8700	21.8570	*
Supply charge per day	282.4200	310.6620	*

5014 : Business - Shoulder

	Excl GST (cents)	Incl GST (cents)	
All KWh	19.8700	21.8570	*

5015 : Business - Off Peak

	Excl GST (cents)	Incl GST (cents)	
All KWh	11.2200	12.3420	*

5010 : Business

	Excl GST (cents)	Incl GST (cents)	
First 3.3 KWh	35.5500	39.1050	*
All Remaining KWh	22.4700	24.7170	*
Supply charge per day	61.0900	67.1990	*

5047 : Business - Controlled Load 1

	Excl GST (cents)	Incl GST (cents)	
All KWh	6.9600	7.6560	*
Supply charge per day	8.1600	8.9760	*

5056 : Business - Controlled Load 2

	Excl GST (cents)	Incl GST (cents)	
All KWh	11.2100	12.3310	*
Supply charge per day	8.1600	8.9760	*

5016 : Business - Peak

	Excl GST (cents)	Incl GST (cents)	
All KWh	20.4300	22.4730	*
Supply charge per day	282.4200	310.6620	*

5017 : Business - Shoulder

	Excl GST (cents)	Incl GST (cents)	
All KWh	20.4300	22.4730	*

5018 : Business - Off Peak

	Excl GST (cents)	Incl GST (cents)	
All KWh	11.8900	13.0790	*

* Indicates the price payable by customers, refer to GST note in clause 3

NOT APPLICABLE TO NEW CONNECTIONS

2.1.20 Wentworth, Balranald, Wakool, Windouran, Conargo, Berrigan, Murray, Corowa and Hume.

5000 : Residential

	Excl GST (cents)	Incl GST (cents)	
All KWh	19.6200	21.5820	*
Supply charge per day	49.1500	54.0650	*

5001 : Residential - Controlled Load 1

	Excl GST (cents)	Incl GST (cents)	
All KWh	6.9300	7.6230	*
Supply charge per day	4.0600	4.4660	*

5002 : Residential - Controlled Load 2

	Excl GST (cents)	Incl GST (cents)	
All KWh	11.2600	12.3860	*
Supply charge per day	4.8600	5.3460	*

5003 : Residential - Peak

	Excl GST (cents)	Incl GST (cents)	
All KWh	17.8200	19.6020	*
Supply charge per day	73.3100	80.6410	*

5004 : Residential - Shoulder

	Excl GST (cents)	Incl GST (cents)	
All KWh	15.4300	16.9730	*

5005 : Residential - Off Peak

	Excl GST (cents)	Incl GST (cents)	
All KWh	7.7800	8.5580	*

5068 : Residential

	Excl GST (cents)	Incl GST (cents)	
All KWh	19.6200	21.5820	*
Supply charge per day	60.0900	66.0990	*

5081 : Residential - Controlled Load 1

	Excl GST (cents)	Incl GST (cents)	
All KWh	7.4800	8.2280	*
Supply charge per day	4.0600	4.4660	*

5093 : Residential - Controlled Load 2

	Excl GST (cents)	Incl GST (cents)	
All KWh	11.2600	12.3860	*
Supply charge per day	4.8600	5.3460	*

5006 : Residential - Peak

	Excl GST (cents)	Incl GST (cents)	
All KWh	21.1300	23.2430	*
Supply charge per day	103.2600	113.5860	*

5007 : Residential - Shoulder

	Excl GST (cents)	Incl GST (cents)	
All KWh	18.3600	20.1960	*

5008 : Residential - Off Peak

	Excl GST (cents)	Incl GST (cents)	
All KWh	8.2000	9.0200	*

5009 : Business

	Excl GST (cents)	Incl GST (cents)	
First 3.3 KWh	29.3100	32.2410	*
All Remaining KWh	21.0800	23.1880	*
Supply charge per day	61.0900	67.1990	*

5011 : Business - Controlled Load 1

	Excl GST (cents)	Incl GST (cents)	
All KWh	6.9600	7.6560	*
Supply charge per day	8.1600	8.9760	*

5012 : Business - Controlled Load 2

	Excl GST (cents)	Incl GST (cents)	
All KWh	11.2100	12.3310	*
Supply charge per day	8.1600	8.9760	*

5013 : Business - Peak

	Excl GST (cents)	Incl GST (cents)	
All KWh	19.8700	21.8570	*
Supply charge per day	282.4200	310.6620	*

5014 : Business - Shoulder

	Excl GST (cents)	Incl GST (cents)	
All KWh	19.8700	21.8570	*

5015 : Business - Off Peak

	Excl GST (cents)	Incl GST (cents)	
All KWh	11.2200	12.3420	*

5010 : Business

	Excl GST (cents)	Incl GST (cents)	
First 3.3 KWh	35.5500	39.1050	*
All Remaining KWh	22.4700	24.7170	*
Supply charge per day	61.0900	67.1990	*

5047 : Business - Controlled Load 1

	Excl GST (cents)	Incl GST (cents)	
All KWh	6.9600	7.6560	*
Supply charge per day	8.1600	8.9760	*

5056 : Business - Controlled Load 2

	Excl GST (cents)	Incl GST (cents)	
All KWh	11.2100	12.3310	*
Supply charge per day	8.1600	8.9760	*

5016 : Business - Peak

	Excl GST (cents)	Incl GST (cents)	
All KWh	20.4300	22.4730	*
Supply charge per day	282.4200	310.6620	*

5017 : Business - Shoulder

	Excl GST (cents)	Incl GST (cents)	
All KWh	20.4300	22.4730	*

5018 : Business - Off Peak

	Excl GST (cents)	Incl GST (cents)	
All KWh	11.8900	13.0790	*

* Indicates the price payable by customers, refer to GST note in clause 3

NOT APPLICABLE TO NEW CONNECTIONS

2.1.21 West Wyalong, Temora, Jugiong, Coolamon, Junee and Cootamundra

5000 : Residential

	Excl GST (cents)	Incl GST (cents)	
All KWh	19.6200	21.5820	*
Supply charge per day	49.1500	54.0650	*

5001 : Residential - Controlled Load 1

	Excl GST (cents)	Incl GST (cents)	
All KWh	6.9300	7.6230	*
Supply charge per day	4.0600	4.4660	*

5002 : Residential - Controlled Load 2

	Excl GST (cents)	Incl GST (cents)	
All KWh	11.2600	12.3860	*
Supply charge per day	4.8600	5.3460	*

5003 : Residential - Peak

	Excl GST (cents)	Incl GST (cents)	
All KWh	17.8200	19.6020	*
Supply charge per day	73.3100	80.6410	*

5004 : Residential - Shoulder

	Excl GST (cents)	Incl GST (cents)	
All KWh	15.4300	16.9730	*

5005 : Residential - Off Peak

	Excl GST (cents)	Incl GST (cents)	
All KWh	7.7800	8.5580	*

5067 : Residential

	Excl GST (cents)	Incl GST (cents)	
All KWh	19.6200	21.5820	*
Supply charge per day	73.3100	80.6410	*

5081 : Residential - Controlled Load 1

	Excl GST (cents)	Incl GST (cents)	
All KWh	7.4800	8.2280	*
Supply charge per day	4.0600	4.4660	*

5092 : Residential - Controlled Load 2

	Excl GST (cents)	Incl GST (cents)	
All KWh	11.2600	12.3860	*
Supply charge per day	4.8600	5.3460	*

5006 : Residential - Peak

	Excl GST (cents)	Incl GST (cents)	
All KWh	21.1300	23.2430	*
Supply charge per day	103.2600	113.5860	*

5007 : Residential - Shoulder

	Excl GST (cents)	Incl GST (cents)	
All KWh	18.3600	20.1960	*

5008 : Residential - Off Peak

	Excl GST (cents)	Incl GST (cents)	
All KWh	8.2000	9.0200	*

5009 : Business

	Excl GST (cents)	Incl GST (cents)	
First 3.3 KWh	29.3100	32.2410	*
All Remaining KWh	21.0800	23.1880	*
Supply charge per day	61.0900	67.1990	*

5011 : Business - Controlled Load 1

	Excl GST (cents)	Incl GST (cents)	
All KWh	6.9600	7.6560	*
Supply charge per day	8.1600	8.9760	*

5012 : Business - Controlled Load 2

	Excl GST (cents)	Incl GST (cents)	
All KWh	11.2100	12.3310	*
Supply charge per day	8.1600	8.9760	*

5013 : Business - Peak

	Excl GST (cents)	Incl GST (cents)	
All KWh	19.8700	21.8570	*
Supply charge per day	282.4200	310.6620	*

5014 : Business - Shoulder

	Excl GST (cents)	Incl GST (cents)	
All KWh	19.8700	21.8570	*

5015 : Business - Off Peak

	Excl GST (cents)	Incl GST (cents)	
All KWh	11.2200	12.3420	*

5010 : Business

	Excl GST (cents)	Incl GST (cents)	
First 3.3 KWh	35.5500	39.1050	*
All Remaining KWh	22.4700	24.7170	*
Supply charge per day	61.0900	67.1990	*

5047 : Business - Controlled Load 1

	Excl GST (cents)	Incl GST (cents)	
All KWh	6.9600	7.6560	*
Supply charge per day	8.1600	8.9760	*

5056 : Business - Controlled Load 2

	Excl GST (cents)	Incl GST (cents)	
All KWh	11.2100	12.3310	*
Supply charge per day	8.1600	8.9760	*

5016 : Business - Peak

	Excl GST (cents)	Incl GST (cents)	
All KWh	20.4300	22.4730	*
Supply charge per day	282.4200	310.6620	*

5017 : Business - Shoulder

	Excl GST (cents)	Incl GST (cents)	
All KWh	20.4300	22.4730	*

5018 : Business - Off Peak

	Excl GST (cents)	Incl GST (cents)	
All KWh	11.8900	13.0790	*

* Indicates the price payable by customers, refer to GST note in clause 3

NOT APPLICABLE TO NEW CONNECTIONS

2.1.22 Young, Boorowa, Frogmore, Reids Flat

15000 : Residential

	Excl GST (cents)	Incl GST (cents)	
All KWh	19.6200	21.5820	*
Supply charge per day	49.1500	54.0650	*

5001 : Residential - Controlled Load 1

	Excl GST (cents)	Incl GST (cents)	
All KWh	6.9300	7.6230	*
Supply charge per day	4.0600	4.4660	*

5002 : Residential - Controlled Load 2

	Excl GST (cents)	Incl GST (cents)	
All KWh	11.2600	12.3860	*
Supply charge per day	4.8600	5.3460	*

5003 : Residential - Peak

	Excl GST (cents)	Incl GST (cents)	
All KWh	17.8200	19.6020	*
Supply charge per day	73.3100	80.6410	*

5004 : Residential - Shoulder

	Excl GST (cents)	Incl GST (cents)	
All KWh	15.4300	16.9730	*

5005 : Residential - Off Peak

	Excl GST (cents)	Incl GST (cents)	
All KWh	7.7800	8.5580	*

5065 : Residential

	Excl GST (cents)	Incl GST (cents)	
All KWh	19.6200	21.5820	*
Supply charge per day	73.3100	80.6410	*

5081 : Residential - Controlled Load 1

	Excl GST (cents)	Incl GST (cents)	
All KWh	7.4800	8.2280	*
Supply charge per day	4.0600	4.4660	*

5091 : Residential - Controlled Load 2

	Excl GST (cents)	Incl GST (cents)	
All KWh	11.2600	12.3860	*
Supply charge per day	4.8600	5.3460	*

5006 : Residential - Peak

	Excl GST (cents)	Incl GST (cents)	
All KWh	21.1300	23.2430	*
Supply charge per day	103.2600	113.5860	*

5007 : Residential - Shoulder

	Excl GST (cents)	Incl GST (cents)	
All KWh	18.3600	20.1960	*

5008 : Residential - Off Peak

	Excl GST (cents)	Incl GST (cents)	
All KWh	8.2000	9.0200	*

5009 : Business

	Excl GST (cents)	Incl GST (cents)	
First 3.3 KWh	29.3100	32.2410	*
All Remaining KWh	21.0800	23.1880	*
Supply charge per day	61.0900	67.1990	*

5011 : Business - Controlled Load 1

	Excl GST (cents)	Incl GST (cents)	
All KWh	6.9600	7.6560	*
Supply charge per day	8.1600	8.9760	*

5012 : Business - Controlled Load 2

	Excl GST (cents)	Incl GST (cents)	
All KWh	11.2100	12.3310	*
Supply charge per day	8.1600	8.9760	*

5013 : Business - Peak

	Excl GST (cents)	Incl GST (cents)	
All KWh	19.8700	21.8570	*
Supply charge per day	282.4200	310.6620	*

5014 : Business - Shoulder

	Excl GST (cents)	Incl GST (cents)	
All KWh	19.8700	21.8570	*

5015 : Business - Off Peak

	Excl GST (cents)	Incl GST (cents)	
All KWh	11.2200	12.3420	*

5010 : Business

	Excl GST (cents)	Incl GST (cents)	
First 3.3 KWh	35.5500	39.1050	*
All Remaining KWh	22.4700	24.7170	*
Supply charge per day	61.0900	67.1990	*

5047 : Business - Controlled Load 1

	Excl GST (cents)	Incl GST (cents)	
All KWh	6.9600	7.6560	*
Supply charge per day	8.1600	8.9760	*

5056 : Business - Controlled Load 2

	Excl GST (cents)	Incl GST (cents)	
All KWh	11.2100	12.3310	*
Supply charge per day	8.1600	8.9760	*

5016 : Business - Peak

	Excl GST (cents)	Incl GST (cents)	
All KWh	20.4300	22.4730	*
Supply charge per day	282.4200	310.6620	*

5017 : Business - Shoulder

	Excl GST (cents)	Incl GST (cents)	
All KWh	20.4300	22.4730	*

5018 : Business - Off Peak

	Excl GST (cents)	Incl GST (cents)	
All KWh	11.8900	13.0790	*

* Indicates the price payable by customers, refer to GST note in clause 3

NOT APPLICABLE TO NEW CONNECTIONS

2.1.23 Broken Hill

7415 : Off Peak Irrigation

	Excl GST (cents)	Incl GST (cents)	
All KWh	6.9600	7.6560	*
Supply charge per day	8.1600	8.9760	*

7418 : Business

	Excl GST (cents)	Incl GST (cents)	
All KWh	20.0700	22.0770	*
Supply charge per day	60.0900	66.0990	*

7437 : GS Irrig Opt - Block

	Excl GST (cents)	Incl GST (cents)	
First 3.33 KWh	22.4700	24.7170	*
All Remaining KWh	22.2100	24.4310	*
Supply charge per day	60.0900	66.0990	*

7441 : Water Pumping

	Excl GST (cents)	Incl GST (cents)	
All KWh	22.4700	24.7170	*
Supply charge per day	93.1400	102.4540	*

7442 : Business

	Excl GST (cents)	Incl GST (cents)	
All KWh	22.4700	24.7170	*
Supply charge per day	93.1400	102.4540	*

7438 : Irrig Pumping Day Rate - Peak

	Excl GST (cents)	Incl GST (cents)	
First 6.67 KWh	27.7700	30.5470	*

* Indicates the price payable by customers, refer to GST note in clause 3

All Remaining KWh	22.3200	24.5520	*
Supply charge per day	223.9100	246.3010	*

7439 : Irrig Pumping Day Rate - OP

	Excl GST (cents)	Incl GST (cents)	
All KWh	11.8900	13.0790	*

7434 : GS Irrig Opt Time of Day - Pk

	Excl GST (cents)	Incl GST (cents)	
All KWh	22.3200	24.5520	*
Supply charge per day	223.9100	246.3010	*

7435 : GS Irrig Opt Time of Day - Sh

	Excl GST (cents)	Incl GST (cents)	
All KWh	22.3200	24.5520	*

7436 : GS Irrig Time of Day - OP

	Excl GST (cents)	Incl GST (cents)	
All KWh	11.8900	13.0790	*

7432 : Business - Peak

	Excl GST (cents)	Incl GST (cents)	
All KWh	23.1700	25.4870	*
Supply charge per day	225.9300	248.5230	*

7433 : Business - Off Peak

	Excl GST (cents)	Incl GST (cents)	
All KWh	13.9200	15.3120	*

2.2 REGULATED RETAIL CHARGES

Regulated retail charges are charges that Country Energy may charge to small retail customers supplied electricity under Country Energy's standard form contract. Regulated retail charges are separate from and additional to the regulated retail prices.

Country Energy may charge under a standard form customer supply contract for a miscellaneous transaction listed below.

2.2.1 Dishonoured Bank Cheque

Fee for a dishonoured bank cheque is 2 times the regular GST exclusive fee charged by the Bank to which the cheque is presented. GST of 10% will be added to these charges at time of billing.

2.2.2 Late Payment Fee

Customers may be charged a \$7.00 late payment fee

2.2.3 Security Deposit

Residential Customers may be charged a **\$180** deposit

The maximum amount of deposit that can be held for a Business Account is:

- 1.5 times average bill for quarterly – maximum **\$830**
- 1.75 times average bill for 2 monthly – maximum **\$650**
- 2.5 times average bill for monthly – maximum **\$460**

This may be waived dependent on the following factors:

- The customer has a good payment history already established with Country Energy
- The customer is asked and could produce a credit reference from another Electricity Distributor stating that all accounts have been paid by the due date in the last 12 month period

The customers agrees to enter into a Direct Debit or Centrepay payment options at the time of connection (at the Easy Pay calculated amount or pay when due).

3 REBATE SCHEDULE FOR COUNTRY ENERGY – ALL REGIONS

3.1 NSW CUSTOMER GOVERNMENT ENERGY REBATE

GST: All charges outlined in clause 3.1 are GST-exclusive and GST of 10% will be added to these charges. From 1 January 2002 a single flat energy rebate for eligible pensioners (encompassing gas and electricity) is to be delivered by Country Energy through rebates on electricity bills. Eligible pensioners are defined as those person(s) whose name(s) appear on the electricity account for supply to his/her/their principal place of abode and hold:

- Centrelink Pensioner Concession Card or a Department of Veterans Affairs Pensioner Concession Card or.
- Centrelink Health Care Card under the categories of Carer Allowance (child under 16), Sickness Allowance or Special benefits.

Or is entitled to and receives:

- Department of Veterans Affairs War Widow or War Widower Pension; or
- Department of Veterans Affairs Disability Pension at the 'Totally and Permanently Incapacitated' Rate or the 'Extreme Disability Adjustment' Rate;

Applicants living outside NSW are ineligible regardless of whether they are supplied by a NSW retail supplier or not.

The rebate is calculated on a daily rate basis and applied based on the number of days in each billing cycle. In cases where the rebate component is greater than the total of the bill, the difference is to be applied to the customer's account as a credit to be carried forward to the next billing cycle.

Rebate	Annual Amount from 1 July 2009		Daily rate from 1 July 2009	
	Excl GST	Incl GST	Excl GST	Incl GST
NSW Customer Pensioner Energy Rebate	\$130	\$143%	\$0.3562	\$0.3918%

3.2 LIFE SUPPORT REBATE

Eligible life support recipients are defined as those person(s) whose name(s) appear on the electricity account and who have a medical certificate to verify that they require specific equipment to be used in the dwelling that they reside.

Applicants for the rebate are required to formally apply to Country Energy and to provide evidence from a medical practitioner certifying that they require the equipment in their home from the list below.

Life Support Rebate	Machine/illness example	Daily rate from 1 January 2002	
		Excl GST	Incl GST
CPAP Regulator Rebate	(Sleep Apnoea)	\$ 0.13	\$ 0.143%
Kangaroo Pump Rebate	(Enteral Feeding)	\$ 0.20	\$ 0.22%
Phototherapy Equipment Rebate	(Crigler Najjar)	\$ 1.66	\$ 1.826%
Home Dialysis Rebate		\$ 0.50	\$ 0.55%
Respirator Rebate	(Iron Lung)	\$ 1.66	\$ 1.826%
Oxygen Concentrator Rebate		\$ 0.83	\$ 0.913%