

# Attachment J: Non-residential archetype bill impacts

## **Non-residential customers bill impacts are influenced by more factors than residential customers**

Unlike our residential customers, non-residential customers have variable wastewater usage charges as well as variable water usage charges. In addition, some non-residential customers are provided with trade waste services. The impact of trade waste on their total bill growth can vary depending on whether: the customer is a minor, moderate, or major trade waste customer; has high strength charges for BOD or TSS; and, the catchment the customer is serviced by (proposed trade waste pricing can be found in section 8.8 of the main pricing proposal).

## **Non-residential customer archetypes are mostly based on real customers**

To capture this wide range of different non-residential customers and their associated total bill impacts, we have identified 16 non-residential archetypes that reflect the range of non-residential customers we provide services to. 15 of the 16 non-residential archetypes are based on actual non-residential customers, with one archetype (Large Industrial Firm - no sewer) being a hypothetical customer.

## **We see a range bill impacts for our non-residential customers**

Yearly total bill increases over the upcoming pricing period range between 3.8 per cent to 8.9 per cent for these indicative customers. As with residential customers, non-residential customers that have higher levels of water demand experience higher total bill increases. A detailed breakdown for each non-residential archetype is provided in this attachment.

Proposed prices that drive the bill outcomes outlined in this attachment can be found within section 8 of the main pricing proposal.

# Attachment J: Non-residential archetype bill impacts

## Customer archetype profile: Service Station

Annual water demand:	70KL/Yr
Meter(s):	20mm
Wastewater discharge factor:	85%
Stormwater property type:	Small (<1,000m2) or non-residential low impact
Tradewaste agreement type:	Minor tradewaste
Tradewaste catchment:	BURWOOD BEACH
BOD high strength charge:	NA
TSS high strength charge:	NA

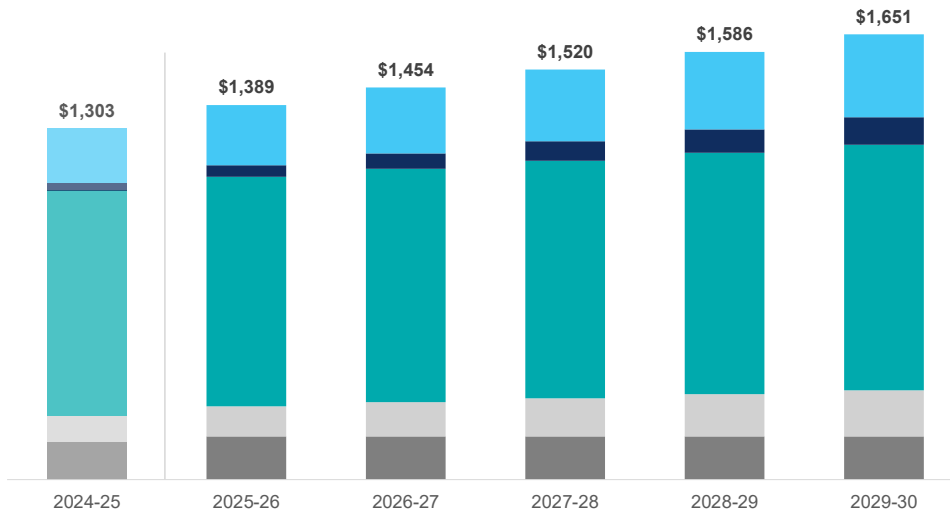
### Service Station - bill impact over 2024-25 to 2029-30, (2024-25\$)

	FY2025	FY2026	FY2027	FY2028	FY2029	FY2030	Av. yearly increase	Av. yearly \$ increase
Water service charge	27.58	42.52	57.47	72.41	87.36	102.30		
Water usage charge	202.30	223.30	244.30	266.00	287.00	308.00		
<b>Total water bill</b>	<b>229.88</b>	<b>265.82</b>	<b>301.77</b>	<b>338.41</b>	<b>374.36</b>	<b>410.30</b>	<b>12.3%</b>	<b>36.08</b>
Sewer service charge	789.68	805.50	821.32	837.14	852.97	868.79		
Sewer deemed/usage charge	45.82	44.44	43.35	42.30	41.26	40.26		
<b>Total sewer bill</b>	<b>835.50</b>	<b>849.94</b>	<b>864.67</b>	<b>879.44</b>	<b>894.23</b>	<b>909.05</b>	<b>1.7%</b>	<b>14.71</b>
<b>Typical bill excluding stormwater</b>	<b>1,065.38</b>	<b>1,115.76</b>	<b>1,166.44</b>	<b>1,217.85</b>	<b>1,268.59</b>	<b>1,319.35</b>	<b>4.4%</b>	<b>50.79</b>
Stormwater service charge	97.04	111.79	126.55	141.30	156.05	170.81	12.0%	14.75
<b>Typical bill including stormwater</b>	<b>1,162.42</b>	<b>1,227.55</b>	<b>1,292.99</b>	<b>1,359.15</b>	<b>1,424.64</b>	<b>1,490.16</b>	<b>5.1%</b>	<b>65.55</b>
Tradewaste annual service charge	140.10	161.10	161.10	161.10	161.10	161.10		
BOD \$ high strength charge	NA	NA	NA	NA	NA	NA		
TSS \$ high strength charge	NA	NA	NA	NA	NA	NA		
<b>Total tradewaste bill (excl renewal charges)</b>	<b>140.10</b>	<b>161.10</b>	<b>161.10</b>	<b>161.10</b>	<b>161.10</b>	<b>161.10</b>	<b>2.8%</b>	<b>4.20</b>
<b>Typical bill incl tradewaste</b>	<b>1,302.52</b>	<b>1,388.65</b>	<b>1,454.09</b>	<b>1,520.25</b>	<b>1,585.74</b>	<b>1,651.26</b>	<b>4.9%</b>	<b>69.75</b>

Note: Tradewaste service charge is for annual service fee only and excludes any renewal fees that might occur over the period. Renew is currently undertaken every five years, it has been proposed that renewal occur every three years for major trade waster customers over the upcoming pricing period. We have excluded as timing will vary between customers and may or may not fall on the comparison

### Service Station - total bill impact over 2024-25 to 2029-30, (2024-25\$)

■ Tradewaste service ■ Stormwater service ■ Wastewater service ■ Water service ■ Water usage



# Attachment J: Non-residential archetype bill impacts

## Customer archetype profile: Small Shop

Annual water demand:	150KL/Yr
Meter(s):	20mm
Wastewater discharge factor:	85%
Stormwater property type:	NA
Tradewaste agreement type:	NA
Tradewaste catchment:	NA
BOD high strength charge:	NA
TSS high strength charge:	NA

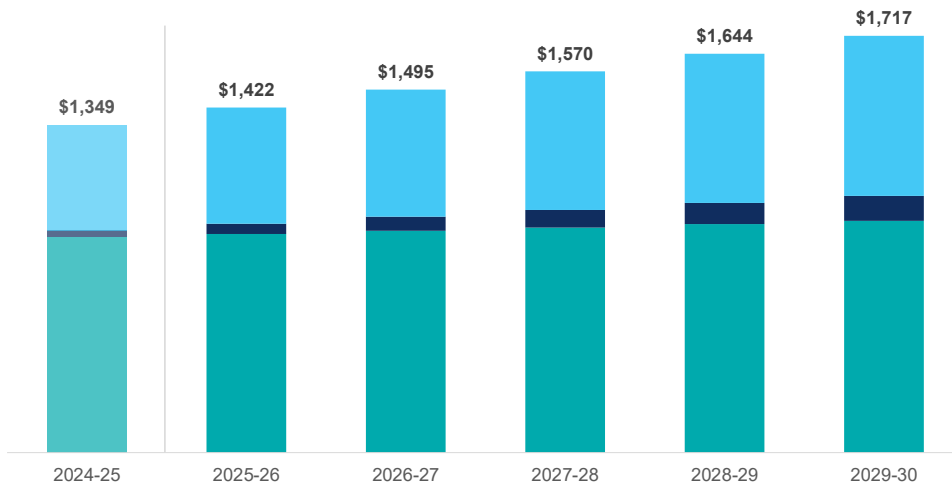
### Small Shop - bill impact over 2024-25 to 2029-30, (2024-25\$)

	FY2025	FY2026	FY2027	FY2028	FY2029	FY2030	Av. yearly increase	Av. yearly \$ increase
Water service charge	27.58	42.52	57.47	72.41	87.36	102.30		
Water usage charge	433.50	478.50	523.50	570.00	615.00	660.00		
<b>Total water bill</b>	<b>461.08</b>	<b>521.02</b>	<b>580.97</b>	<b>642.41</b>	<b>702.36</b>	<b>762.30</b>	<b>10.6%</b>	<b>60.24</b>
Sewer service charge	789.68	805.50	821.32	837.14	852.97	868.79		
Sewer deemed/usage charge	98.18	95.22	92.90	90.63	88.42	86.27		
<b>Total sewer bill</b>	<b>887.86</b>	<b>900.72</b>	<b>914.22</b>	<b>927.77</b>	<b>941.39</b>	<b>955.06</b>	<b>1.5%</b>	<b>13.44</b>
<b>Typical bill excluding stormwater</b>	<b>1,348.94</b>	<b>1,421.74</b>	<b>1,495.19</b>	<b>1,570.18</b>	<b>1,643.75</b>	<b>1,717.36</b>	<b>4.9%</b>	<b>73.68</b>
Stormwater service charge	-	-	-	-	-	-	NA	-
<b>Typical bill including stormwater</b>	<b>1,348.94</b>	<b>1,421.74</b>	<b>1,495.19</b>	<b>1,570.18</b>	<b>1,643.75</b>	<b>1,717.36</b>	<b>4.9%</b>	<b>73.68</b>
Tradewaste annual service charge	NA	NA	NA	NA	NA	NA		
BOD \$ high strength charge	NA	NA	NA	NA	NA	NA		
TSS \$ high strength charge	NA	NA	NA	NA	NA	NA		
<b>Total tradewaste bill (excl renewal charges)</b>	<b>-</b>	<b>-</b>	<b>-</b>	<b>-</b>	<b>-</b>	<b>-</b>	<b>NA</b>	<b>-</b>
<b>Typical bill incl tradewaste</b>	<b>1,348.94</b>	<b>1,421.74</b>	<b>1,495.19</b>	<b>1,570.18</b>	<b>1,643.75</b>	<b>1,717.36</b>	<b>4.9%</b>	<b>73.68</b>

Note: Tradewaste service charge is for annual service fee only and excludes any renewal fees that might occur over the period. Renew is currently undertaken every five years, it has been proposed that renewal occur every three years for major trade waster customers over the upcoming pricing period. We have excluded as timing will vary between customers and may or may not fall on the comparison

### Small Shop - total bill impact over 2024-25 to 2029-30, (2024-25\$)

■ Tradewaste service ■ Stormwater service ■ Wastewater service ■ Water service ■ Water usage



# Attachment J: Non-residential archetype bill impacts

## Customer archetype profile: Small/Medium Shop

Annual water demand:	165KL/Yr
Meter(s):	25mm
Wastewater discharge factor:	85%
Stormwater property type:	Small (<1,000m2) or non-residential low impact
Tradewaste agreement type:	NA
Tradewaste catchment:	NA
BOD high strength charge:	NA
TSS high strength charge:	NA

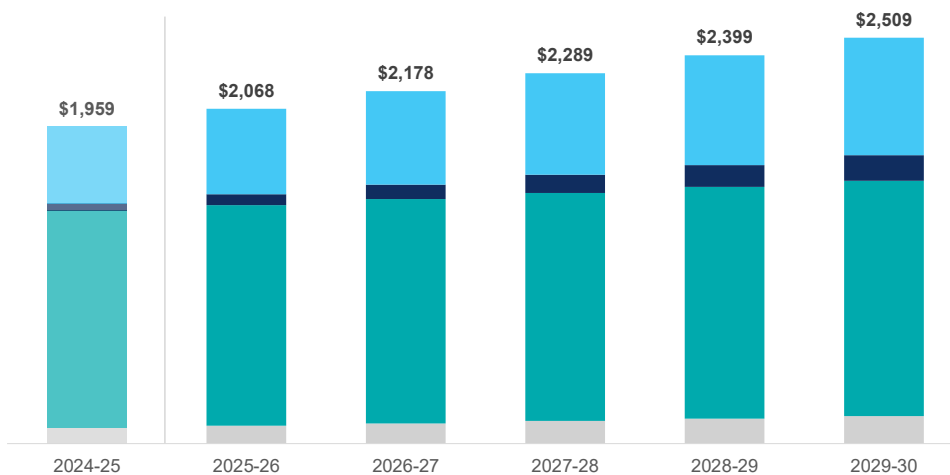
### Small/Medium Shop - bill impact over 2024-25 to 2029-30, (2024-25\$)

	FY2025	FY2026	FY2027	FY2028	FY2029	FY2030	Av. yearly increase	Av. yearly \$ increase
Water service charge	43.10	66.44	89.80	113.15	136.50	159.85		
Water usage charge	476.85	526.35	575.85	627.00	676.50	726.00		
<b>Total water bill</b>	<b>519.95</b>	<b>592.79</b>	<b>665.65</b>	<b>740.15</b>	<b>813.00</b>	<b>885.85</b>	<b>11.2%</b>	<b>73.18</b>
Sewer service charge	1,233.89	1,258.60	1,283.31	1,308.03	1,332.76	1,357.48		
Sewer deemed/usage charge	107.99	104.75	102.19	99.70	97.27	94.89		
<b>Total sewer bill</b>	<b>1,341.88</b>	<b>1,363.35</b>	<b>1,385.50</b>	<b>1,407.73</b>	<b>1,430.03</b>	<b>1,452.37</b>	<b>1.6%</b>	<b>22.10</b>
<b>Typical bill excluding stormwater</b>	<b>1,861.83</b>	<b>1,956.14</b>	<b>2,051.15</b>	<b>2,147.88</b>	<b>2,243.03</b>	<b>2,338.22</b>	<b>4.7%</b>	<b>95.28</b>
Stormwater service charge	97.04	111.79	126.55	141.30	156.05	170.81	12.0%	14.75
<b>Typical bill including stormwater</b>	<b>1,958.87</b>	<b>2,067.93</b>	<b>2,177.70</b>	<b>2,289.18</b>	<b>2,399.08</b>	<b>2,509.03</b>	<b>5.1%</b>	<b>110.03</b>
Tradewaste annual service charge	NA	NA	NA	NA	NA	NA		
BOD \$ high strength charge	NA	NA	NA	NA	NA	NA		
TSS \$ high strength charge	NA	NA	NA	NA	NA	NA		
<b>Total tradewaste bill (excl renewal charges)</b>	<b>-</b>	<b>-</b>	<b>-</b>	<b>-</b>	<b>-</b>	<b>-</b>	<b>NA</b>	<b>-</b>
<b>Typical bill incl tradewaste</b>	<b>1,958.87</b>	<b>2,067.93</b>	<b>2,177.70</b>	<b>2,289.18</b>	<b>2,399.08</b>	<b>2,509.03</b>	<b>5.1%</b>	<b>110.03</b>

Note: Tradewaste service charge is for annual service fee only and excludes any renewal fees that might occur over the period. Renew is currently undertaken every five years, it has been proposed that renewal occur every three years for major trade waster customers over the upcoming pricing period. We have excluded as timing will vary between customers and may or may not fall on the comparison

### Small/Medium Shop - total bill impact over 2024-25 to 2029-30, (2024-25\$)

■ Tradewaste service ■ Stormwater service ■ Wastewater service ■ Water service ■ Water usage



# Attachment J: Non-residential archetype bill impacts

## Customer archetype profile: Large Licenced Club

Annual water demand:	8450KL/Yr
Meter(s):	Multiple meters (2*20mm + 1*80mm)
Wastewater discharge factor:	80%
Stormwater property type:	Medium (1,001 - 10,000m2)
Tradewaste agreement type:	Major tradewaste
Tradewaste catchment:	BURWOOD BEACH
BOD high strength charge:	Yes
TSS high strength charge:	Yes

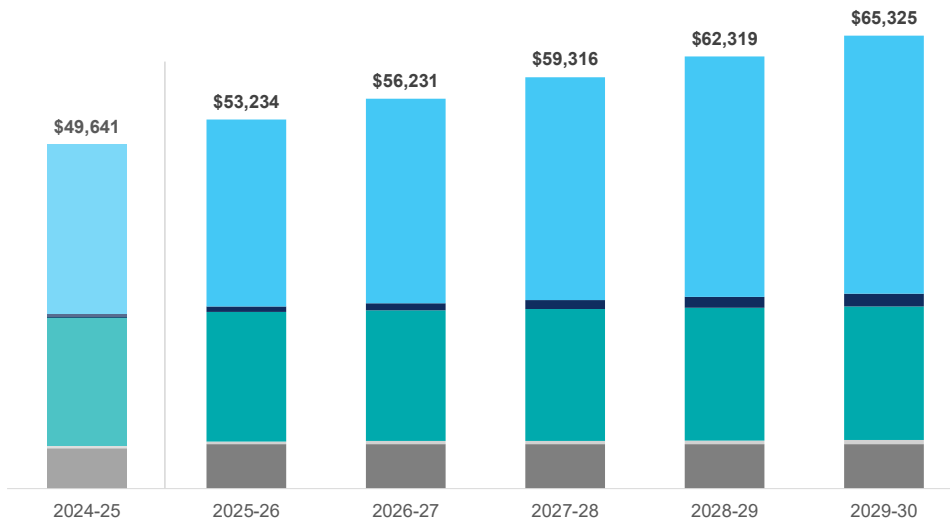
### Large Licenced Club - bill impact over 2024-25 to 2029-30, (2024-25\$)

	FY2025	FY2026	FY2027	FY2028	FY2029	FY2030	Av. yearly increase	Av. yearly \$ increase
Water service charge	496.50	765.43	1,034.44	1,303.43	1,572.44	1,841.43		
Water usage charge	24,420.50	26,955.50	29,490.50	32,110.00	34,645.00	37,180.00		
<b>Total water bill</b>	<b>24,917.00</b>	<b>27,720.93</b>	<b>30,524.94</b>	<b>33,413.43</b>	<b>36,217.44</b>	<b>39,021.43</b>	<b>9.4%</b>	<b>2,820.89</b>
Sewer service charge	13,378.21	13,646.16	13,914.14	14,182.13	14,450.26	14,718.24		
Sewer deemed/usage charge	5,205.20	5,048.69	4,925.55	4,805.42	4,688.21	4,573.86		
<b>Total sewer bill</b>	<b>18,583.41</b>	<b>18,694.85</b>	<b>18,839.69</b>	<b>18,987.55</b>	<b>19,138.47</b>	<b>19,292.10</b>	<b>0.8%</b>	<b>141.74</b>
<b>Typical bill excluding stormwater</b>	<b>43,500.41</b>	<b>46,415.78</b>	<b>49,364.63</b>	<b>52,400.98</b>	<b>55,355.91</b>	<b>58,313.53</b>	<b>6.0%</b>	<b>2,962.62</b>
Stormwater service charge	316.94	365.13	413.31	461.50	509.68	557.87	12.0%	48.19
<b>Typical bill including stormwater</b>	<b>43,817.35</b>	<b>46,780.91</b>	<b>49,777.94</b>	<b>52,862.48</b>	<b>55,865.59</b>	<b>58,871.40</b>	<b>6.1%</b>	<b>3,010.81</b>
Tradewaste annual service charge	2,754.94	3,125.07	3,125.07	3,125.07	3,125.07	3,125.07		
BOD \$ high strength charge	2,957.64	3,245.18	3,245.18	3,245.18	3,245.18	3,245.18		
TSS \$ high strength charge	110.86	83.15	83.15	83.15	83.15	83.15		
<b>Total tradewaste bill (excl renewal charges)</b>	<b>5,823.44</b>	<b>6,453.40</b>	<b>6,453.40</b>	<b>6,453.40</b>	<b>6,453.40</b>	<b>6,453.40</b>	<b>2.1%</b>	<b>125.99</b>
<b>Typical bill incl tradewaste</b>	<b>49,640.79</b>	<b>53,234.31</b>	<b>56,231.34</b>	<b>59,315.88</b>	<b>62,318.99</b>	<b>65,324.80</b>	<b>5.6%</b>	<b>3,136.80</b>

Note: Tradewaste service charge is for annual service fee only and excludes any renewal fees that might occur over the period. Renew is currently undertaken every five years, it has been proposed that renewal occur every three years for major trade waster customers over the upcoming pricing period. We have excluded as timing will vary between customers and may or may not fall on the comparison

### Large Licenced Club - total bill impact over 2024-25 to 2029-30, (2024-25\$)

■ Tradewaste service ■ Stormwater service ■ Wastewater service ■ Water service ■ Water usage



# Attachment J: Non-residential archetype bill impacts

## Customer archetype profile: Medium Licenced Hotel

Annual water demand:	1200KL/Yr
Meter(s):	32mm
Wastewater discharge factor:	85%
Stormwater property type:	Medium (1,001 - 10,000m2)
Tradewaste agreement type:	Minor tradewaste
Tradewaste catchment:	BURWOOD BEACH
BOD high strength charge:	NA
TSS high strength charge:	NA

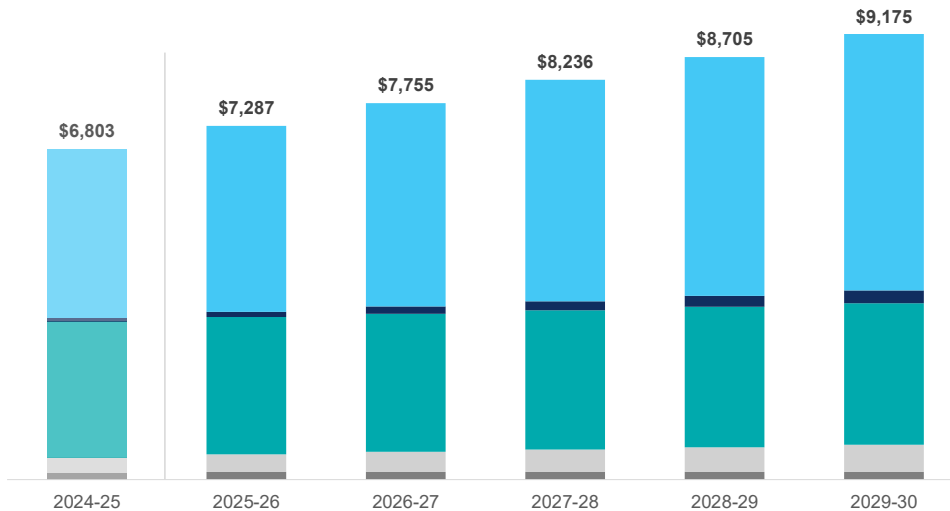
### Medium Licenced Hotel - bill impact over 2024-25 to 2029-30, (2024-25\$)

	FY2025	FY2026	FY2027	FY2028	FY2029	FY2030	Av. yearly increase	Av. yearly \$ increase
Water service charge	70.62	108.86	147.12	185.38	223.64	261.89		
Water usage charge	3,468.00	3,828.00	4,188.00	4,560.00	4,920.00	5,280.00		
<b>Total water bill</b>	<b>3,538.62</b>	<b>3,936.86</b>	<b>4,335.12</b>	<b>4,745.38</b>	<b>5,143.64</b>	<b>5,541.89</b>	<b>9.4%</b>	<b>400.65</b>
Sewer service charge	2,021.60	2,062.08	2,102.59	2,143.08	2,183.59	2,224.09		
Sewer deemed/usage charge	785.40	761.78	743.20	725.08	707.39	690.14		
<b>Total sewer bill</b>	<b>2,807.00</b>	<b>2,823.86</b>	<b>2,845.79</b>	<b>2,868.16</b>	<b>2,890.98</b>	<b>2,914.23</b>	<b>0.8%</b>	<b>21.45</b>
<b>Typical bill excluding stormwater</b>	<b>6,345.62</b>	<b>6,760.72</b>	<b>7,180.91</b>	<b>7,613.54</b>	<b>8,034.62</b>	<b>8,456.12</b>	<b>5.9%</b>	<b>422.10</b>
Stormwater service charge	316.94	365.13	413.31	461.50	509.68	557.87	12.0%	48.19
<b>Typical bill including stormwater</b>	<b>6,662.56</b>	<b>7,125.85</b>	<b>7,594.22</b>	<b>8,075.04</b>	<b>8,544.30</b>	<b>9,013.99</b>	<b>6.2%</b>	<b>470.29</b>
Tradewaste annual service charge	140.10	161.10	161.10	161.10	161.10	161.10		
BOD \$ high strength charge	NA	NA	NA	NA	NA	NA		
TSS \$ high strength charge	NA	NA	NA	NA	NA	NA		
<b>Total tradewaste bill (excl renewal charges)</b>	<b>140.10</b>	<b>161.10</b>	<b>161.10</b>	<b>161.10</b>	<b>161.10</b>	<b>161.10</b>	<b>2.8%</b>	<b>4.20</b>
<b>Typical bill incl tradewaste</b>	<b>6,802.66</b>	<b>7,286.95</b>	<b>7,755.32</b>	<b>8,236.14</b>	<b>8,705.40</b>	<b>9,175.09</b>	<b>6.2%</b>	<b>474.49</b>

Note: Tradewaste service charge is for annual service fee only and excludes any renewal fees that might occur over the period. Renew is currently undertaken every five years, it has been proposed that renewal occur every three years for major trade waster customers over the upcoming pricing period. We have excluded as timing will vary between customers and may or may not fall on the comparison

### Medium Licenced Hotel - total bill impact over 2024-25 to 2029-30, (2024-25\$)

■ Tradewaste service ■ Stormwater service ■ Wastewater service ■ Water service ■ Water usage



# Attachment J: Non-residential archetype bill impacts

## Customer archetype profile: Regional Shopping Centre - with high strength trade waste

Annual water demand:	73100KL/Yr
Meter(s):	Multiple meters (3*20mm + 1*80mm)
Wastewater discharge factor:	60%
Stormwater property type:	Very Large (>45,000m2)
Tradewaste agreement type:	Major tradewaste
Tradewaste catchment:	EDGEWORTH
BOD high strength charge:	Yes
TSS high strength charge:	Yes

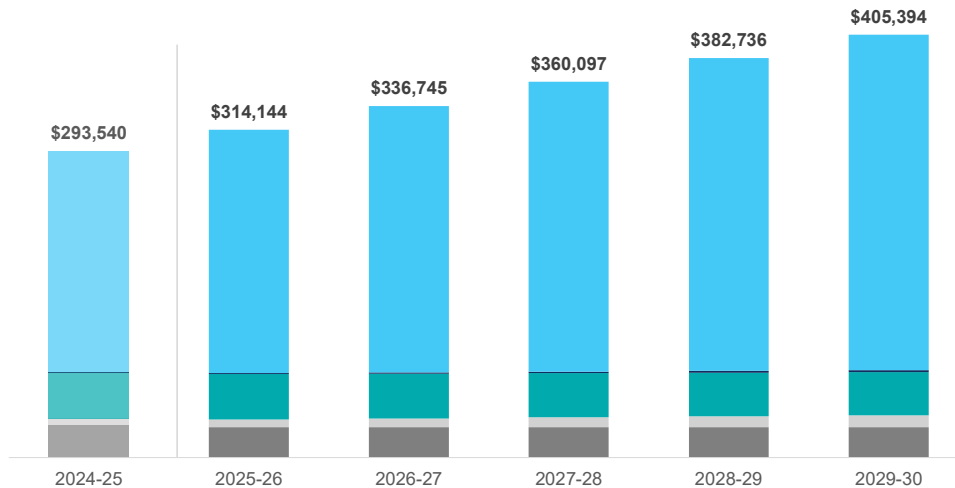
### Regional Shopping Centre - with high strength trade waste - bill impact over 2024-25 to 2029-30, (2024-25\$)

	FY2025	FY2026	FY2027	FY2028	FY2029	FY2030	Av. yearly increase	Av. yearly \$ increase
Water service charge	524.08	807.95	1,091.91	1,375.84	1,659.80	1,943.73		
Water usage charge	211,259.00	233,189.00	255,119.00	277,780.00	299,710.00	321,640.00		
<b>Total water bill</b>	<b>211,783.08</b>	<b>233,996.95</b>	<b>256,210.91</b>	<b>279,155.84</b>	<b>301,369.80</b>	<b>323,583.73</b>	<b>8.8%</b>	<b>22,360.13</b>
Sewer service charge	10,591.08	10,803.21	11,015.36	11,227.52	11,439.79	11,651.94		
Sewer deemed/usage charge	33,772.20	32,756.74	31,957.80	31,178.34	30,417.89	29,675.99		
<b>Total sewer bill</b>	<b>44,363.28</b>	<b>43,559.95</b>	<b>42,973.16</b>	<b>42,405.86</b>	<b>41,857.68</b>	<b>41,327.93</b>	<b>-1.4%</b>	<b>- 607.07</b>
<b>Typical bill excluding stormwater</b>	<b>256,146.36</b>	<b>277,556.90</b>	<b>299,184.07</b>	<b>321,561.70</b>	<b>343,227.48</b>	<b>364,911.66</b>	<b>7.3%</b>	<b>21,753.06</b>
Stormwater service charge	6,404.36	7,378.03	8,351.71	9,325.38	10,299.06	11,272.73		
<b>Typical bill including stormwater</b>	<b>262,550.72</b>	<b>284,934.93</b>	<b>307,535.78</b>	<b>330,887.08</b>	<b>353,526.54</b>	<b>376,184.39</b>	<b>7.5%</b>	<b>22,726.73</b>
Tradewaste annual service charge	2,754.94	3,125.07	3,125.07	3,125.07	3,125.07	3,125.07		
BOD \$ high strength charge	24,150.49	23,556.62	23,556.62	23,556.62	23,556.62	23,556.62		
TSS \$ high strength charge	4,083.37	2,527.80	2,527.80	2,527.80	2,527.80	2,527.80		
<b>Total tradewaste bill (excl renewal charges)</b>	<b>30,988.80</b>	<b>29,209.49</b>	<b>29,209.49</b>	<b>29,209.49</b>	<b>29,209.49</b>	<b>29,209.49</b>	<b>-1.2%</b>	<b>- 355.86</b>
<b>Typical bill incl tradewaste</b>	<b>293,539.52</b>	<b>314,144.42</b>	<b>336,745.27</b>	<b>360,096.57</b>	<b>382,736.03</b>	<b>405,393.88</b>	<b>6.7%</b>	<b>22,370.87</b>

Note: Tradewaste service charge is for annual service fee only and excludes any renewal fees that might occur over the period. Renew is currently undertaken every five years, it has been proposed that renewal occur every three years for major trade waster customers over the upcoming pricing period. We have excluded as timing will vary between customers and may or may not fall on the comparison

### Regional Shopping Centre - with high strength trade waste - total bill impact over 2024-25 to 2029-30, (2024-25\$)

■ Tradewaste service ■ Stormwater service ■ Wastewater service ■ Water service ■ Water usage



# Attachment J: Non-residential archetype bill impacts

## Customer archetype profile: Large Office - Newcastle

Annual water demand:	3600KL/Yr
Meter(s):	Multiple meters (2*20mm + 1*40mm)
Wastewater discharge factor:	85%
Stormwater property type:	NA
Tradewaste agreement type:	Minor tradewaste
Tradewaste catchment:	BURWOOD BEACH
BOD high strength charge:	NA
TSS high strength charge:	NA

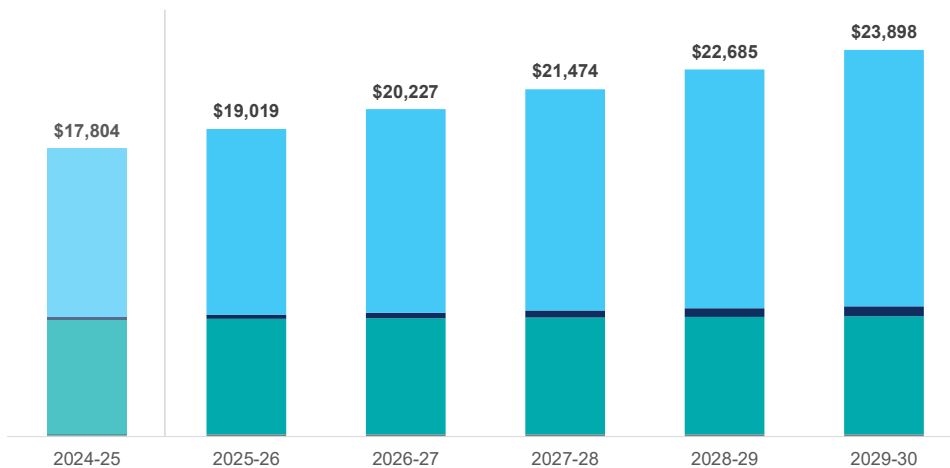
### Large Office - Newcastle - bill impact over 2024-25 to 2029-30, (2024-25\$)

	FY2025	FY2026	FY2027	FY2028	FY2029	FY2030	Av. yearly increase	Av. yearly \$ increase
Water service charge	165.49	255.14	344.82	434.47	524.15	613.81		
Water usage charge	10,404.00	11,484.00	12,564.00	13,680.00	14,760.00	15,840.00		
<b>Total water bill</b>	<b>10,569.49</b>	<b>11,739.14</b>	<b>12,908.82</b>	<b>14,114.47</b>	<b>15,284.15</b>	<b>16,453.81</b>	<b>9.3%</b>	<b>1,176.86</b>
Sewer service charge	4,738.11	4,833.02	4,927.93	5,022.84	5,117.80	5,212.71		
Sewer deemed/usage charge	2,356.20	2,285.35	2,229.61	2,175.23	2,122.18	2,070.42		
<b>Total sewer bill</b>	<b>7,094.31</b>	<b>7,118.37</b>	<b>7,157.54</b>	<b>7,198.07</b>	<b>7,239.98</b>	<b>7,283.13</b>	<b>0.5%</b>	<b>37.76</b>
<b>Typical bill excluding stormwater</b>	<b>17,663.80</b>	<b>18,857.51</b>	<b>20,066.36</b>	<b>21,312.54</b>	<b>22,524.13</b>	<b>23,736.94</b>	<b>6.1%</b>	<b>1,214.63</b>
Stormwater service charge	-	-	-	-	-	-	NA	-
<b>Typical bill including stormwater</b>	<b>17,663.80</b>	<b>18,857.51</b>	<b>20,066.36</b>	<b>21,312.54</b>	<b>22,524.13</b>	<b>23,736.94</b>	<b>6.1%</b>	<b>1,214.63</b>
Tradewaste annual service charge	140.10	161.10	161.10	161.10	161.10	161.10		
BOD \$ high strength charge	NA	NA	NA	NA	NA	NA		
TSS \$ high strength charge	NA	NA	NA	NA	NA	NA		
<b>Total tradewaste bill (excl renewal charges)</b>	<b>140.10</b>	<b>161.10</b>	<b>161.10</b>	<b>161.10</b>	<b>161.10</b>	<b>161.10</b>	<b>2.8%</b>	<b>4.20</b>
<b>Typical bill incl tradewaste</b>	<b>17,803.90</b>	<b>19,018.61</b>	<b>20,227.46</b>	<b>21,473.64</b>	<b>22,685.23</b>	<b>23,898.04</b>	<b>6.1%</b>	<b>1,218.83</b>

Note: Tradewaste service charge is for annual service fee only and excludes any renewal fees that might occur over the period. Renew is currently undertaken every five years, it has been proposed that renewal occur every three years for major trade waster customers over the upcoming pricing period. We have excluded as timing will vary between customers and may or may not fall on the comparison

### Large Office - Newcastle - total bill impact over 2024-25 to 2029-30, (2024-25\$)

■ Tradewaste service ■ Stormwater service ■ Wastewater service ■ Water service ■ Water usage





# Attachment J: Non-residential archetype bill impacts

## Customer archetype profile: Regional Office - Maitland

Annual water demand:	230KL/Yr
Meter(s):	Multiple meters (1*20mm + 1*32mm)
Wastewater discharge factor:	85%
Stormwater property type:	NA
Tradewaste agreement type:	NA
Tradewaste catchment:	NA
BOD high strength charge:	NA
TSS high strength charge:	NA

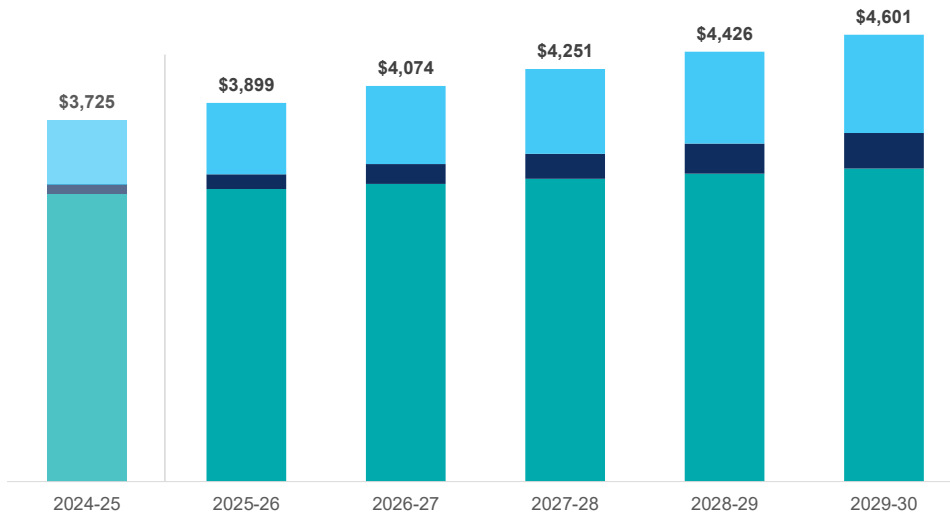
### Regional Office - Maitland - bill impact over 2024-25 to 2029-30, (2024-25\$)

	FY2025	FY2026	FY2027	FY2028	FY2029	FY2030	Av. yearly increase	Av. yearly \$ increase
Water service charge	98.20	151.38	204.59	257.79	311.00	364.19		
Water usage charge	664.70	733.70	802.70	874.00	943.00	1,012.00		
<b>Total water bill</b>	<b>762.90</b>	<b>885.08</b>	<b>1,007.29</b>	<b>1,131.79</b>	<b>1,254.00</b>	<b>1,376.19</b>	<b>12.5%</b>	<b>122.66</b>
Sewer service charge	2,811.28	2,867.59	2,923.91	2,980.22	3,036.56	3,092.88		
Sewer deemed/usage charge	150.54	146.01	142.45	138.97	135.58	132.28		
<b>Total sewer bill</b>	<b>2,961.82</b>	<b>3,013.60</b>	<b>3,066.36</b>	<b>3,119.19</b>	<b>3,172.14</b>	<b>3,225.16</b>	<b>1.7%</b>	<b>52.67</b>
<b>Typical bill excluding stormwater</b>	<b>3,724.72</b>	<b>3,898.68</b>	<b>4,073.65</b>	<b>4,250.98</b>	<b>4,426.14</b>	<b>4,601.35</b>	<b>4.3%</b>	<b>175.33</b>
Stormwater service charge	-	-	-	-	-	-	NA	-
<b>Typical bill including stormwater</b>	<b>3,724.72</b>	<b>3,898.68</b>	<b>4,073.65</b>	<b>4,250.98</b>	<b>4,426.14</b>	<b>4,601.35</b>	<b>4.3%</b>	<b>175.33</b>
Tradewaste annual service charge	NA	NA	NA	NA	NA	NA		
BOD \$ high strength charge	NA	NA	NA	NA	NA	NA		
TSS \$ high strength charge	NA	NA	NA	NA	NA	NA		
<b>Total tradewaste bill (excl renewal charges)</b>	<b>-</b>	<b>-</b>	<b>-</b>	<b>-</b>	<b>-</b>	<b>-</b>	<b>NA</b>	<b>-</b>
<b>Typical bill incl tradewaste</b>	<b>3,724.72</b>	<b>3,898.68</b>	<b>4,073.65</b>	<b>4,250.98</b>	<b>4,426.14</b>	<b>4,601.35</b>	<b>4.3%</b>	<b>175.33</b>

Note: Tradewaste service charge is for annual service fee only and excludes any renewal fees that might occur over the period. Renew is currently undertaken every five years, it has been proposed that renewal occur every three years for major trade waster customers over the upcoming pricing period. We have excluded as timing will vary between customers and may or may not fall on the comparison

### Regional Office - Maitland - total bill impact over 2024-25 to 2029-30, (2024-25\$)

■ Tradewaste service ■ Stormwater service ■ Wastewater service ■ Water service ■ Water usage



# Attachment J: Non-residential archetype bill impacts

## Customer archetype profile: Small Industrial Firm

Annual water demand:	50KL/Yr
Meter(s):	25mm
Wastewater discharge factor:	85%
Stormwater property type:	Small (<1,000m2) or non-residential low impact
Tradewaste agreement type:	Minor tradewaste
Tradewaste catchment:	BELMONT
BOD high strength charge:	NA
TSS high strength charge:	NA

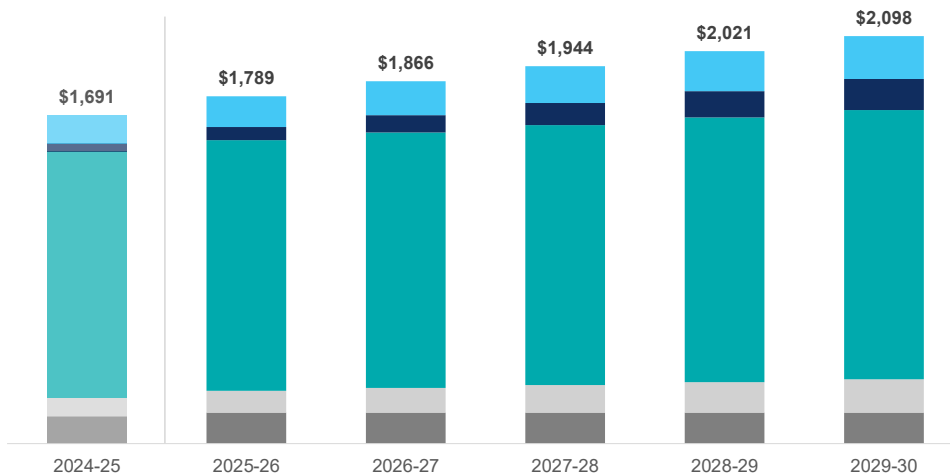
### Small Industrial Firm - bill impact over 2024-25 to 2029-30, (2024-25\$)

	FY2025	FY2026	FY2027	FY2028	FY2029	FY2030	Av. yearly increase	Av. yearly \$ increase
Water service charge	43.10	66.44	89.80	113.15	136.50	159.85		
Water usage charge	144.50	159.50	174.50	190.00	205.00	220.00		
<b>Total water bill</b>	<b>187.60</b>	<b>225.94</b>	<b>264.30</b>	<b>303.15</b>	<b>341.50</b>	<b>379.85</b>	<b>15.2%</b>	<b>38.45</b>
Sewer service charge	1,233.89	1,258.60	1,283.31	1,308.03	1,332.76	1,357.48		
Sewer deemed/usage charge	32.73	31.74	30.97	30.21	29.47	28.76		
<b>Total sewer bill</b>	<b>1,266.62</b>	<b>1,290.34</b>	<b>1,314.28</b>	<b>1,338.24</b>	<b>1,362.23</b>	<b>1,386.24</b>	<b>1.8%</b>	<b>23.92</b>
<b>Typical bill excluding stormwater</b>	<b>1,454.22</b>	<b>1,516.28</b>	<b>1,578.58</b>	<b>1,641.39</b>	<b>1,703.73</b>	<b>1,766.09</b>	<b>4.0%</b>	<b>62.37</b>
Stormwater service charge	97.04	111.79	126.55	141.30	156.05	170.81	12.0%	14.75
<b>Typical bill including stormwater</b>	<b>1,551.26</b>	<b>1,628.07</b>	<b>1,705.13</b>	<b>1,782.69</b>	<b>1,859.78</b>	<b>1,936.90</b>	<b>4.5%</b>	<b>77.13</b>
Tradewaste annual service charge	140.10	161.10	161.10	161.10	161.10	161.10		
BOD \$ high strength charge	NA	NA	NA	NA	NA	NA		
TSS \$ high strength charge	NA	NA	NA	NA	NA	NA		
<b>Total tradewaste bill (excl renewal charges)</b>	<b>140.10</b>	<b>161.10</b>	<b>161.10</b>	<b>161.10</b>	<b>161.10</b>	<b>161.10</b>	<b>2.8%</b>	<b>4.20</b>
<b>Typical bill incl tradewaste</b>	<b>1,691.36</b>	<b>1,789.17</b>	<b>1,866.23</b>	<b>1,943.79</b>	<b>2,020.88</b>	<b>2,098.00</b>	<b>4.4%</b>	<b>81.33</b>

Note: Tradewaste service charge is for annual service fee only and excludes any renewal fees that might occur over the period. Renew is currently undertaken every five years, it has been proposed that renewal occur every three years for major trade waster customers over the upcoming pricing period. We have excluded as timing will vary between customers and may or may not fall on the comparison

### Small Industrial Firm - total bill impact over 2024-25 to 2029-30, (2024-25\$)

■ Tradewaste service ■ Stormwater service ■ Wastewater service ■ Water service ■ Water usage



# Attachment J: Non-residential archetype bill impacts

## Customer archetype profile: Medium Industrial Firm

Annual water demand:	73300KL/Yr
Meter(s):	Multiple meters (1*20mm + 1*25mm + 1*100mm)
Wastewater discharge factor:	60%
Stormwater property type:	NA
Tradewaste agreement type:	Major tradewaste
Tradewaste catchment:	EDGEWORTH
BOD high strength charge:	NA
TSS high strength charge:	NA

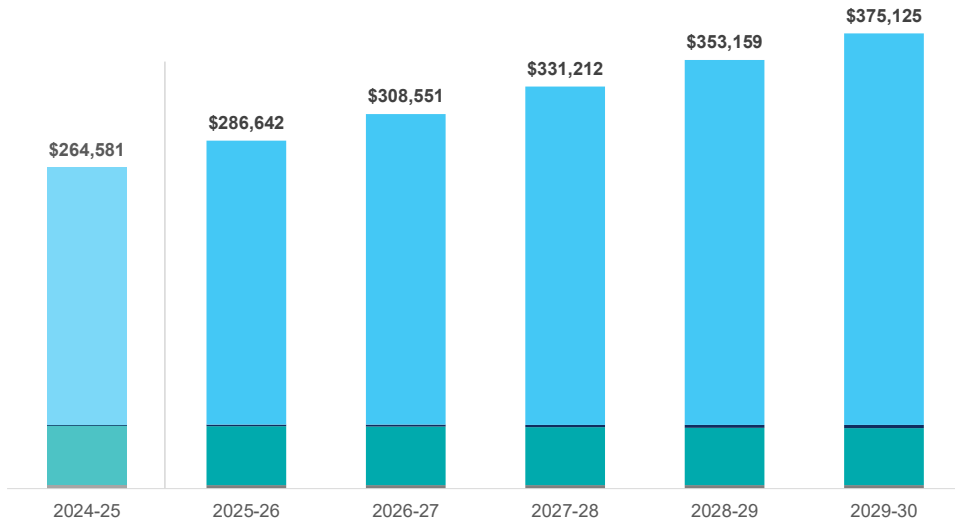
### Medium Industrial Firm - bill impact over 2024-25 to 2029-30, (2024-25\$)

	FY2025	FY2026	FY2027	FY2028	FY2029	FY2030	Av. yearly increase	Av. yearly \$ increase
Water service charge	760.27	1,172.07	1,583.99	1,995.89	2,407.80	2,819.70		
Water usage charge	211,837.00	233,827.00	255,817.00	278,540.00	300,530.00	322,520.00		
<b>Total water bill</b>	<b>212,597.27</b>	<b>234,999.07</b>	<b>257,400.99</b>	<b>280,535.89</b>	<b>302,937.80</b>	<b>325,339.70</b>	<b>8.9%</b>	<b>22,548.49</b>
Sewer service charge	15,364.04	15,671.76	15,979.52	16,287.29	16,595.21	16,902.98		
Sewer deemed/usage charge	33,864.60	32,846.36	32,045.23	31,263.64	30,501.11	29,757.18		
<b>Total sewer bill</b>	<b>49,228.64</b>	<b>48,518.12</b>	<b>48,024.75</b>	<b>47,550.93</b>	<b>47,096.32</b>	<b>46,660.16</b>	<b>-1.1%</b>	<b>- 513.70</b>
<b>Typical bill excluding stormwater</b>	<b>261,825.91</b>	<b>283,517.19</b>	<b>305,425.74</b>	<b>328,086.82</b>	<b>350,034.12</b>	<b>371,999.86</b>	<b>7.3%</b>	<b>22,034.79</b>
Stormwater service charge	-	-	-	-	-	-	NA	-
<b>Typical bill including stormwater</b>	<b>261,825.91</b>	<b>283,517.19</b>	<b>305,425.74</b>	<b>328,086.82</b>	<b>350,034.12</b>	<b>371,999.86</b>	<b>7.3%</b>	<b>22,034.79</b>
Tradewaste annual service charge	2,754.94	3,125.07	3,125.07	3,125.07	3,125.07	3,125.07		
BOD \$ high strength charge	NA	NA	NA	NA	NA	NA		
TSS \$ high strength charge	NA	NA	NA	NA	NA	NA		
<b>Total tradewaste bill (excl renewal charges)</b>	<b>2,754.94</b>	<b>3,125.07</b>	<b>3,125.07</b>	<b>3,125.07</b>	<b>3,125.07</b>	<b>3,125.07</b>	<b>2.6%</b>	<b>74.03</b>
<b>Typical bill incl tradewaste</b>	<b>264,580.85</b>	<b>286,642.26</b>	<b>308,550.81</b>	<b>331,211.89</b>	<b>353,159.19</b>	<b>375,124.93</b>	<b>7.2%</b>	<b>22,108.82</b>

Note: Tradewaste service charge is for annual service fee only and excludes any renewal fees that might occur over the period. Renew is currently undertaken every five years, it has been proposed that renewal occur every three years for major trade waster customers over the upcoming pricing period. We have excluded as timing will vary between customers and may or may not fall on the comparison

### Medium Industrial Firm - total bill impact over 2024-25 to 2029-30, (2024-25\$)

■ Tradewaste service ■ Stormwater service ■ Wastewater service ■ Water service ■ Water usage



# Attachment J: Non-residential archetype bill impacts

## Customer archetype profile: Large Industrial Firm - no sewer

Annual water demand:	190000KL/Yr
Meter(s):	Multiple meters (1*40mm +1*150mm)
Wastewater discharge factor:	0%
Stormwater property type:	NA
Tradewaste agreement type:	NA
Tradewaste catchment:	NA
BOD high strength charge:	NA
TSS high strength charge:	NA

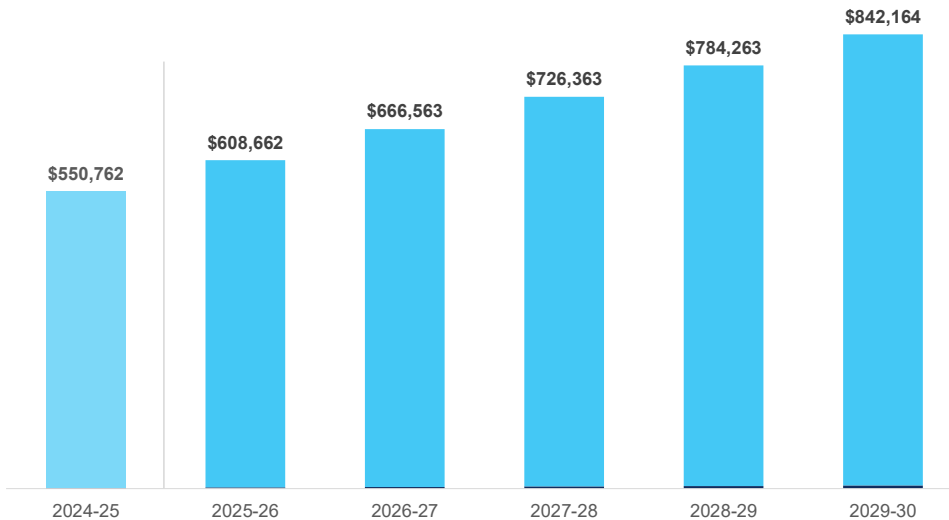
### Large Industrial Firm - no sewer - bill impact over 2024-25 to 2029-30, (2024-25\$)

	FY2025	FY2026	FY2027	FY2028	FY2029	FY2030	Av. yearly increase	Av. yearly \$ increase
Water service charge	1,661.71	2,562.10	3,462.50	4,362.90	5,263.30	6,163.70		
Water usage charge	549,100.00	606,100.00	663,100.00	722,000.00	779,000.00	836,000.00		
<b>Total water bill</b>	<b>550,761.71</b>	<b>608,662.10</b>	<b>666,562.50</b>	<b>726,362.90</b>	<b>784,263.30</b>	<b>842,163.70</b>	<b>8.9%</b>	<b>58,280.40</b>
Sewer service charge	-	-	-	-	-	-		
Sewer deemed/usage charge	-	-	-	-	-	-		
<b>Total sewer bill</b>	<b>-</b>	<b>-</b>	<b>-</b>	<b>-</b>	<b>-</b>	<b>-</b>	<b>NA</b>	<b>-</b>
<b>Typical bill excluding stormwater</b>	<b>550,761.71</b>	<b>608,662.10</b>	<b>666,562.50</b>	<b>726,362.90</b>	<b>784,263.30</b>	<b>842,163.70</b>	<b>8.9%</b>	<b>58,280.40</b>
Stormwater service charge	-	-	-	-	-	-		
<b>Typical bill including stormwater</b>	<b>550,761.71</b>	<b>608,662.10</b>	<b>666,562.50</b>	<b>726,362.90</b>	<b>784,263.30</b>	<b>842,163.70</b>	<b>8.9%</b>	<b>58,280.40</b>
Tradewaste annual service charge	NA	NA	NA	NA	NA	NA		
BOD \$ high strength charge	NA	NA	NA	NA	NA	NA		
TSS \$ high strength charge	NA	NA	NA	NA	NA	NA		
<b>Total tradewaste bill (excl renewal charges)</b>	<b>-</b>	<b>-</b>	<b>-</b>	<b>-</b>	<b>-</b>	<b>-</b>	<b>NA</b>	<b>-</b>
<b>Typical bill incl tradewaste</b>	<b>550,761.71</b>	<b>608,662.10</b>	<b>666,562.50</b>	<b>726,362.90</b>	<b>784,263.30</b>	<b>842,163.70</b>	<b>8.9%</b>	<b>58,280.40</b>

Note: Tradewaste service charge is for annual service fee only and excludes any renewal fees that might occur over the period. Renew is currently undertaken every five years, it has been proposed that renewal occur every three years for major trade waster customers over the upcoming pricing period. We have excluded as timing will vary between customers and may or may not fall on the comparison

### Large Industrial Firm - no sewer - total bill impact over 2024-25 to 2029-30, (2024-25\$)

■ Tradewaste service ■ Stormwater service ■ Wastewater service ■ Water service ■ Water usage



# Attachment J: Non-residential archetype bill impacts

## Customer archetype profile: Large Industrial Firm - with sewer

Annual water demand:	243300KL/Yr
Meter(s):	Multiple meters (1*20mm+1*50mm +1*150mm)
Wastewater discharge factor:	45%
Stormwater property type:	NA
Tradewaste agreement type:	Major tradewaste
Tradewaste catchment:	SHORTLAND
BOD high strength charge:	NA
TSS high strength charge:	NA

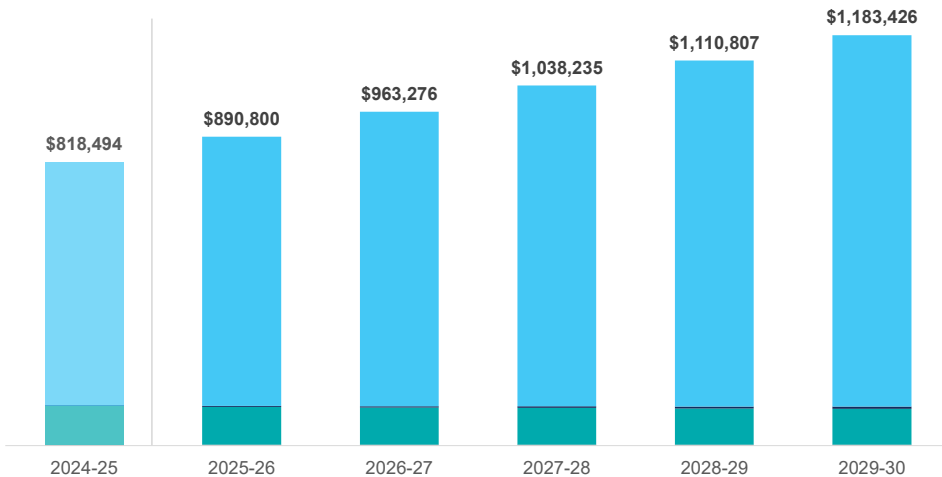
### Large Industrial Firm - with sewer - bill impact over 2024-25 to 2029-30, (2024-25\$)

	FY2025	FY2026	FY2027	FY2028	FY2029	FY2030	Av. yearly increase	Av. yearly \$ increase
Water service charge	1,751.36	2,700.30	3,649.27	4,598.24	5,547.22	6,496.18		
Water usage charge	703,137.00	776,127.00	849,117.00	924,540.00	997,530.00	1,070,520.00		
<b>Total water bill</b>	<b>704,888.36</b>	<b>778,827.30</b>	<b>852,766.27</b>	<b>929,138.24</b>	<b>1,003,077.22</b>	<b>1,077,016.18</b>	<b>8.8%</b>	<b>74,425.56</b>
Sewer service charge	26,547.40	27,079.10	27,610.88	28,142.66	28,674.72	29,206.51		
Sewer deemed/usage charge	84,303.45	81,768.62	79,774.27	77,828.55	75,930.29	74,078.34		
<b>Total sewer bill</b>	<b>110,850.85</b>	<b>108,847.72</b>	<b>107,385.15</b>	<b>105,971.21</b>	<b>104,605.01</b>	<b>103,284.85</b>	<b>-1.4%</b>	<b>- 1,513.20</b>
<b>Typical bill excluding stormwater</b>	<b>815,739.21</b>	<b>887,675.02</b>	<b>960,151.42</b>	<b>1,035,109.45</b>	<b>1,107,682.23</b>	<b>1,180,301.03</b>	<b>7.7%</b>	<b>72,912.36</b>
Stormwater service charge	-	-	-	-	-	-	NA	-
<b>Typical bill including stormwater</b>	<b>815,739.21</b>	<b>887,675.02</b>	<b>960,151.42</b>	<b>1,035,109.45</b>	<b>1,107,682.23</b>	<b>1,180,301.03</b>	<b>7.7%</b>	<b>72,912.36</b>
Tradewaste annual service charge	2,754.94	3,125.07	3,125.07	3,125.07	3,125.07	3,125.07		
BOD \$ high strength charge	NA	NA	NA	NA	NA	NA		
TSS \$ high strength charge	NA	NA	NA	NA	NA	NA		
<b>Total tradewaste bill (excl renewal charges)</b>	<b>2,754.94</b>	<b>3,125.07</b>	<b>3,125.07</b>	<b>3,125.07</b>	<b>3,125.07</b>	<b>3,125.07</b>	<b>2.6%</b>	<b>74.03</b>
<b>Typical bill incl tradewaste</b>	<b>818,494.15</b>	<b>890,800.09</b>	<b>963,276.49</b>	<b>1,038,234.52</b>	<b>1,110,807.30</b>	<b>1,183,426.10</b>	<b>7.7%</b>	<b>72,986.39</b>

Note: Tradewaste service charge is for annual service fee only and excludes any renewal fees that might occur over the period. Renew is currently undertaken every five years, it has been proposed that renewal occur every three years for major trade waster customers over the upcoming pricing period. We have excluded as timing will vary between customers and may or may not fall on the comparison

### Large Industrial Firm - with sewer - total bill impact over 2024-25 to 2029-30, (2024-25\$)

■ Tradewaste service ■ Stormwater service ■ Wastewater service ■ Water service ■ Water usage



# Attachment J: Non-residential archetype bill impacts

## Customer archetype profile: Nursery

Annual water demand:	5500KL/Yr
Meter(s):	40mm
Wastewater discharge factor:	10%
Stormwater property type:	NA
Tradewaste agreement type:	Minor tradewaste
Tradewaste catchment:	BELMONT
BOD high strength charge:	NA
TSS high strength charge:	NA

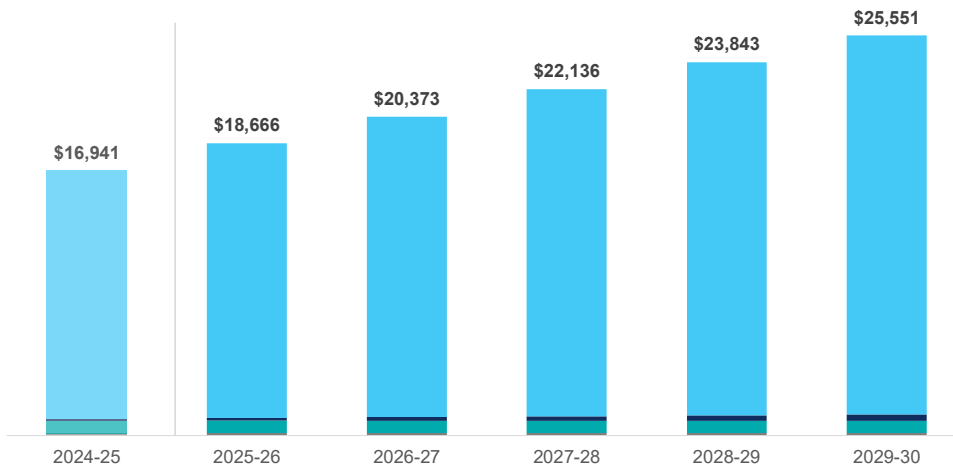
### Nursery - bill impact over 2024-25 to 2029-30, (2024-25\$)

	FY2025	FY2026	FY2027	FY2028	FY2029	FY2030	Av. yearly increase	Av. yearly \$ increase
Water service charge	110.33	170.10	229.88	289.65	349.43	409.21		
Water usage charge	15,895.00	17,545.00	19,195.00	20,900.00	22,550.00	24,200.00		
<b>Total water bill</b>	<b>16,005.33</b>	<b>17,715.10</b>	<b>19,424.88</b>	<b>21,189.65</b>	<b>22,899.43</b>	<b>24,609.21</b>	<b>9.0%</b>	<b>1,720.78</b>
Sewer service charge	371.62	379.06	386.50	393.95	401.40	408.84		
Sewer deemed/usage charge	423.50	410.77	400.75	390.97	381.44	372.13		
<b>Total sewer bill</b>	<b>795.12</b>	<b>789.83</b>	<b>787.25</b>	<b>784.92</b>	<b>782.84</b>	<b>780.97</b>	<b>-0.4%</b>	<b>- 2.83</b>
<b>Typical bill excluding stormwater</b>	<b>16,800.45</b>	<b>18,504.93</b>	<b>20,212.13</b>	<b>21,974.57</b>	<b>23,682.27</b>	<b>25,390.18</b>	<b>8.6%</b>	<b>1,717.95</b>
Stormwater service charge	-	-	-	-	-	-	NA	-
<b>Typical bill including stormwater</b>	<b>16,800.45</b>	<b>18,504.93</b>	<b>20,212.13</b>	<b>21,974.57</b>	<b>23,682.27</b>	<b>25,390.18</b>	<b>8.6%</b>	<b>1,717.95</b>
Tradewaste annual service charge	140.10	161.10	161.10	161.10	161.10	161.10		
BOD \$ high strength charge	NA	NA	NA	NA	NA	NA		
TSS \$ high strength charge	NA	NA	NA	NA	NA	NA		
<b>Total tradewaste bill (excl renewal charges)</b>	<b>140.10</b>	<b>161.10</b>	<b>161.10</b>	<b>161.10</b>	<b>161.10</b>	<b>161.10</b>	<b>2.8%</b>	<b>4.20</b>
<b>Typical bill incl tradewaste</b>	<b>16,940.55</b>	<b>18,666.03</b>	<b>20,373.23</b>	<b>22,135.67</b>	<b>23,843.37</b>	<b>25,551.28</b>	<b>8.6%</b>	<b>1,722.15</b>

Note: Tradewaste service charge is for annual service fee only and excludes any renewal fees that might occur over the period. Renew is currently undertaken every five years, it has been proposed that renewal occur every three years for major trade waster customers over the upcoming pricing period. We have excluded as timing will vary between customers and may or may not fall on the comparison

### Nursery - total bill impact over 2024-25 to 2029-30, (2024-25\$)

■ Tradewaste service ■ Stormwater service ■ Wastewater service ■ Water service ■ Water usage



# Attachment J: Non-residential archetype bill impacts

## Customer archetype profile: Fast Food Outlet

Annual water demand:	1450KL/Yr
Meter(s):	25mm
Wastewater discharge factor:	85%
Stormwater property type:	NA
Tradewaste agreement type:	Moderate tradewaste
Tradewaste catchment:	BURWOOD BEACH
BOD high strength charge:	Yes
TSS high strength charge:	Yes

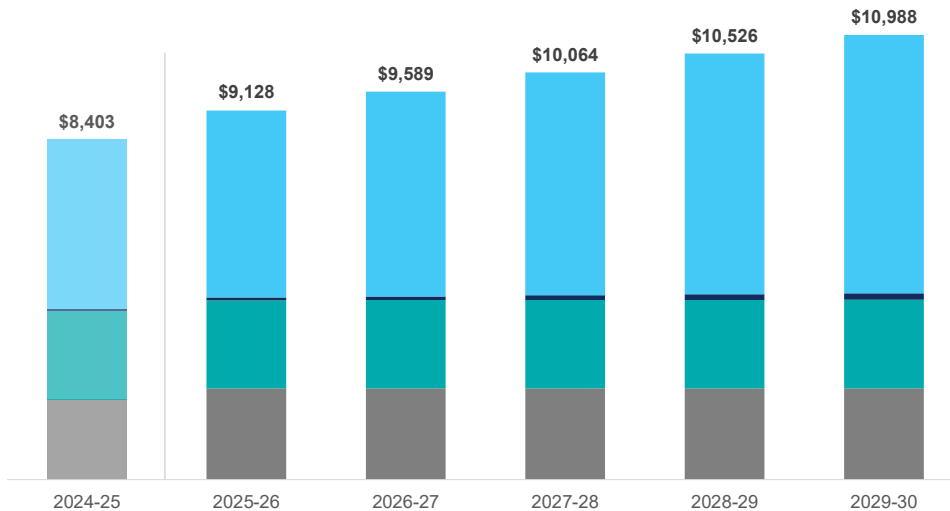
### Fast Food Outlet - bill impact over 2024-25 to 2029-30, (2024-25\$)

	FY2025	FY2026	FY2027	FY2028	FY2029	FY2030	Av. yearly increase	Av. yearly \$ increase
Water service charge	43.10	66.44	89.80	113.15	136.50	159.85		
Water usage charge	4,190.50	4,625.50	5,060.50	5,510.00	5,945.00	6,380.00		
<b>Total water bill</b>	<b>4,233.60</b>	<b>4,691.94</b>	<b>5,150.30</b>	<b>5,623.15</b>	<b>6,081.50</b>	<b>6,539.85</b>	<b>9.1%</b>	<b>461.25</b>
Sewer service charge	1,233.89	1,258.60	1,283.31	1,308.03	1,332.76	1,357.48		
Sewer deemed/usage charge	949.03	920.49	898.04	876.14	854.77	833.92		
<b>Total sewer bill</b>	<b>2,182.92</b>	<b>2,179.09</b>	<b>2,181.35</b>	<b>2,184.17</b>	<b>2,187.53</b>	<b>2,191.40</b>	<b>0.1%</b>	<b>1.70</b>
<b>Typical bill excluding stormwater</b>	<b>6,416.52</b>	<b>6,871.03</b>	<b>7,331.65</b>	<b>7,807.32</b>	<b>8,269.03</b>	<b>8,731.25</b>	<b>6.4%</b>	<b>462.95</b>
Stormwater service charge	-	-	-	-	-	-	NA	-
<b>Typical bill including stormwater</b>	<b>6,416.52</b>	<b>6,871.03</b>	<b>7,331.65</b>	<b>7,807.32</b>	<b>8,269.03</b>	<b>8,731.25</b>	<b>6.4%</b>	<b>462.95</b>
Tradewaste annual service charge	805.16	984.89	984.89	984.89	984.89	984.89		
BOD \$ high strength charge	1,111.32	1,219.37	1,219.37	1,219.37	1,219.37	1,219.37		
TSS \$ high strength charge	70.50	52.87	52.87	52.87	52.87	52.87		
<b>Total tradewaste bill (excl renewal charges)</b>	<b>1,986.98</b>	<b>2,257.13</b>	<b>2,257.13</b>	<b>2,257.13</b>	<b>2,257.13</b>	<b>2,257.13</b>	<b>2.6%</b>	<b>54.03</b>
<b>Typical bill incl tradewaste</b>	<b>8,403.50</b>	<b>9,128.16</b>	<b>9,588.78</b>	<b>10,064.45</b>	<b>10,526.16</b>	<b>10,988.38</b>	<b>5.5%</b>	<b>516.98</b>

Note: Tradewaste service charge is for annual service fee only and excludes any renewal fees that might occur over the period. Renew is currently undertaken every five years, it has been proposed that renewal occur every three years for major trade waster customers over the upcoming pricing period. We have excluded as timing will vary between customers and may or may not fall on the comparison

### Fast Food Outlet - total bill impact over 2024-25 to 2029-30, (2024-25\$)

■ Tradewaste service ■ Stormwater service ■ Wastewater service ■ Water service ■ Water usage



# Attachment J: Non-residential archetype bill impacts

## Customer archetype profile: Shopping Centre - with high-strength tradewaste

Annual water demand:	7800KL/Yr
Meter(s):	Multiple meters (2*20mm + 1*50mm)
Wastewater discharge factor:	85%
Stormwater property type:	NA
Tradewaste agreement type:	Moderate tradewaste
Tradewaste catchment:	FARLEY
BOD high strength charge:	Yes
TSS high strength charge:	Yes

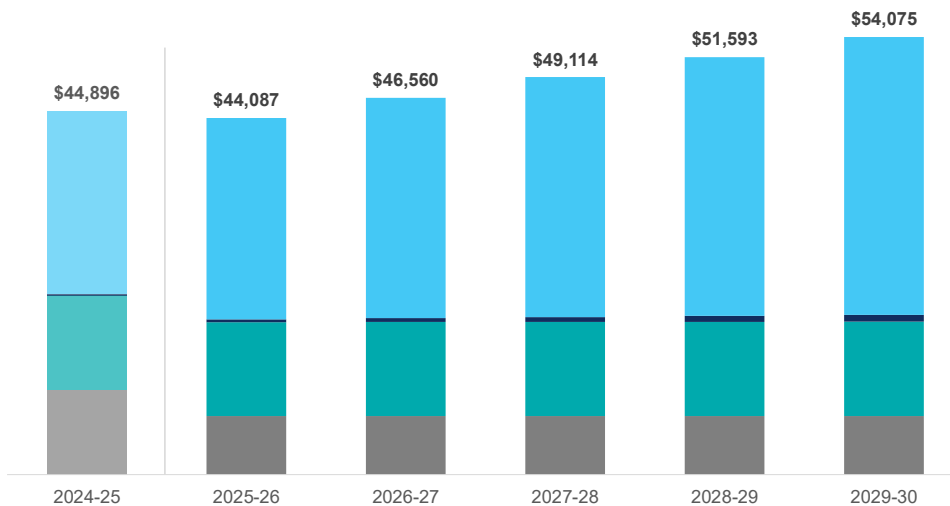
### Shopping Centre - with high-strength tradewaste - bill impact over 2024-25 to 2029-30, (2024-25\$)

	FY2025	FY2026	FY2027	FY2028	FY2029	FY2030	Av. yearly increase	Av. yearly \$ increase
Water service charge	227.56	350.82	474.12	597.40	720.71	843.99		
Water usage charge	22,542.00	24,882.00	27,222.00	29,640.00	31,980.00	34,320.00		
<b>Total water bill</b>	<b>22,769.56</b>	<b>25,232.82</b>	<b>27,696.12</b>	<b>30,237.40</b>	<b>32,700.71</b>	<b>35,163.99</b>	9.1%	2,478.89
Sewer service charge	6,514.91	6,645.39	6,775.90	6,906.40	7,036.97	7,167.48		
Sewer deemed/usage charge	5,105.10	4,951.60	4,830.83	4,713.00	4,598.05	4,485.91		
<b>Total sewer bill</b>	<b>11,620.01</b>	<b>11,596.99</b>	<b>11,606.73</b>	<b>11,619.40</b>	<b>11,635.02</b>	<b>11,653.39</b>	0.1%	6.68
<b>Typical bill excluding stormwater</b>	<b>34,389.57</b>	<b>36,829.81</b>	<b>39,302.85</b>	<b>41,856.80</b>	<b>44,335.73</b>	<b>46,817.38</b>	6.4%	2,485.56
Stormwater service charge	-	-	-	-	-	-	NA	-
<b>Typical bill including stormwater</b>	<b>34,389.57</b>	<b>36,829.81</b>	<b>39,302.85</b>	<b>41,856.80</b>	<b>44,335.73</b>	<b>46,817.38</b>	6.4%	2,485.56
Tradewaste annual service charge	805.16	984.89	984.89	984.89	984.89	984.89		
BOD \$ high strength charge	9,516.53	5,968.94	5,968.94	5,968.94	5,968.94	5,968.94		
TSS \$ high strength charge	184.71	303.46	303.46	303.46	303.46	303.46		
<b>Total tradewaste bill (excl renewal charges)</b>	<b>10,506.40</b>	<b>7,257.29</b>	<b>7,257.29</b>	<b>7,257.29</b>	<b>7,257.29</b>	<b>7,257.29</b>	-7.1%	- 649.82
<b>Typical bill incl tradewaste</b>	<b>44,895.97</b>	<b>44,087.10</b>	<b>46,560.14</b>	<b>49,114.09</b>	<b>51,593.02</b>	<b>54,074.67</b>	3.8%	1,835.74

Note: Tradewaste service charge is for annual service fee only and excludes any renewal fees that might occur over the period. Renew is currently undertaken every five years, it has been proposed that renewal occur every three years for major trade waster customers over the upcoming pricing period. We have excluded as timing will vary between customers and may or may not fall on the comparison

### Shopping Centre - with high-strength tradewaste - total bill impact over 2024-25 to 2029-30, (2024-25\$)

■ Tradewaste service ■ Stormwater service ■ Wastewater service ■ Water service ■ Water usage





# Attachment J: Non-residential archetype bill impacts

## Customer archetype profile: Large Industrial Firm - with high strength trade waste

Annual water demand: 42000KL/Yr  
 Meter(s): Multiple meters (2\*50mm)  
 Wastewater discharge factor: 40%  
 Stormwater property type: NA  
 Tradewaste agreement type: Major tradewaste  
 Tradewaste catchment: FARLEY  
 BOD high strength charge: Yes  
 TSS high strength charge: Yes

### Large Industrial Firm - with high strength trade waste - bill impact over 2024-25 to 2029-30, (2024-25\$)

	FY2025	FY2026	FY2027	FY2028	FY2029	FY2030	Av. yearly increase	Av. yearly \$ increase
Water service charge	344.80	531.56	718.36	905.16	1,091.98	1,278.78		
Water usage charge	121,380.00	133,980.00	146,580.00	159,600.00	172,200.00	184,800.00		
<b>Total water bill</b>	<b>121,724.80</b>	<b>134,511.56</b>	<b>147,298.36</b>	<b>160,505.16</b>	<b>173,291.98</b>	<b>186,078.78</b>	<b>8.9%</b>	<b>12,870.80</b>
Sewer service charge	4,645.22	4,738.25	4,831.30	4,924.35	5,017.45	5,110.50		
Sewer deemed/usage charge	12,936.00	12,547.04	12,241.02	11,942.45	11,651.18	11,367.00		
<b>Total sewer bill</b>	<b>17,581.22</b>	<b>17,285.29</b>	<b>17,072.32</b>	<b>16,866.80</b>	<b>16,668.63</b>	<b>16,477.50</b>	<b>-1.3%</b>	<b>- 220.74</b>
<b>Typical bill excluding stormwater</b>	<b>139,306.02</b>	<b>151,796.85</b>	<b>164,370.68</b>	<b>177,371.96</b>	<b>189,960.61</b>	<b>202,556.28</b>	<b>7.8%</b>	<b>12,650.05</b>
Stormwater service charge	-	-	-	-	-	-	NA	-
<b>Typical bill including stormwater</b>	<b>139,306.02</b>	<b>151,796.85</b>	<b>164,370.68</b>	<b>177,371.96</b>	<b>189,960.61</b>	<b>202,556.28</b>	<b>7.8%</b>	<b>12,650.05</b>
Tradewaste annual service charge	2,754.94	3,125.07	3,125.07	3,125.07	3,125.07	3,125.07		
BOD \$ high strength charge	3,549.00	2,226.00	2,226.00	2,226.00	2,226.00	2,226.00		
TSS \$ high strength charge	7,093.63	11,653.82	11,653.82	11,653.82	11,653.82	11,653.82		
<b>Total tradewaste bill (excl renewal charges)</b>	<b>13,397.57</b>	<b>17,004.89</b>	<b>17,004.89</b>	<b>17,004.89</b>	<b>17,004.89</b>	<b>17,004.89</b>	<b>4.9%</b>	<b>721.46</b>
<b>Typical bill incl tradewaste</b>	<b>152,703.59</b>	<b>168,801.74</b>	<b>181,375.57</b>	<b>194,376.85</b>	<b>206,965.50</b>	<b>219,561.17</b>	<b>7.5%</b>	<b>13,371.52</b>

Note: Tradewaste service charge is for annual service fee only and excludes any renewal fees that might occur over the period. Renew is currently undertaken every five years, it has been proposed that renewal occur every three years for major trade waster customers over the upcoming pricing period. We have excluded as timing will vary between customers and may or may not fall on the comparison

### Large Industrial Firm - with high strength trade waste - total bill impact over 2024-25 to 2029-30, (2024-25\$)

■ Tradewaste service ■ Stormwater service ■ Wastewater service ■ Water service ■ Water usage

