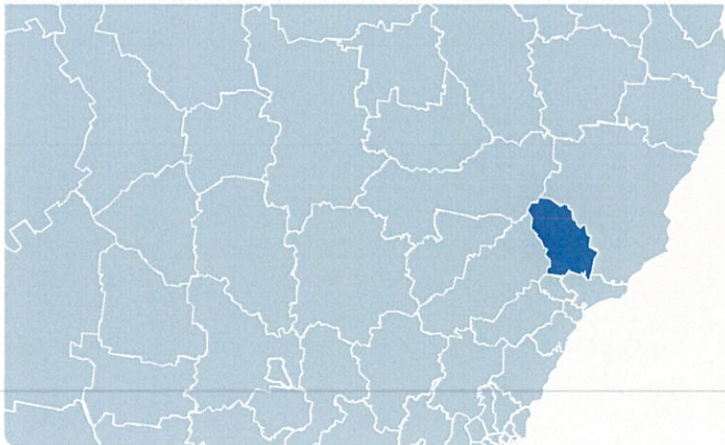


[Skip to main content](#)

SUBSCRIBE

[BACK TO COUNCIL SEARCH](#)

Dungog Shire Council

3.3K
HOUSEHOLDS9.1K
PEOPLE2,250KM²
COUNCIL AREAThis demographic data was sourced from the [Australian Bureau of Statistics](#)

REVENUE

\$22.6M



EXPENSES

\$20.4M



OPERATING RESULT

\$2.1M



ASSETS

\$319M



LIABILITIES

\$7.3M



PERFORMANCE MEASURES



This data was sourced from the Council's financial statements with a reporting period from 1/7/16 to 30/6/17.

REVENUE

Income generated from a Council's activities.

DUNGOG SHIRE COUNCIL



MEDIAN OF 55 RURAL COUNCILS

\$114M

MEDIAN OF 10 HUNTER COUNCILS

Revenue reported for NSW Councils ranged from \$13.5M to \$724M. Median is the middle value in the selected data range.

RATES AND ANNUAL CHARGES

DUNGOG SHIRE COUNCIL

Total

\$6.8M

\$0.0

\$152M

\$8.9M

MEDIAN OF 55 RURAL COUNCILS

\$49.7M

MEDIAN OF 10 HUNTER COUNCILS

Rates and Annual Charges reported for NSW Councils ranged from \$1.9M to \$371M. Median is the middle value in the selected data range.

USER CHARGES AND FEES

DUNGOG SHIRE COUNCIL

Total

\$1.1M

\$0.0

\$75.8M

\$6.2M

MEDIAN OF 55 RURAL COUNCILS

\$13.2M

MEDIAN OF 10 HUNTER COUNCILS

User Charges and Fees reported for NSW Councils ranged from \$396K to \$150M. Median is the middle value in the selected data range.

INTEREST AND INVESTMENT REVENUE

DUNGOG SHIRE COUNCIL

\$488K

\$0.0

\$9.8M

\$680K

MEDIAN OF 55 RURAL COUNCILS

\$2.6M

MEDIAN OF 10 HUNTER COUNCILS

Interest and Investment Revenue reported for NSW Councils ranged from \$86.0K to \$17.3M. Median is the middle value in the selected data range.

OTHER REVENUE

DUNGOG SHIRE COUNCIL



Other Revenue reported for NSW Councils ranged from \$31.0K to \$148M. Median is the middle value in the selected data range.

GRANTS AND CONTRIBUTIONS PROVIDED FOR OPERATING PURPOSES

DUNGOG SHIRE COUNCIL



Grants and Contributions Provided for Operating Purposes reported for NSW Councils ranged from \$1.1M to \$80.2M. Median is the middle value in the selected data range.

GRANTS AND CONTRIBUTIONS PROVIDED FOR CAPITAL PURPOSES

DUNGOG SHIRE COUNCIL




Grants and Contributions Provided for Capital Purposes reported for NSW Councils ranged from \$16.0K to \$245M. Median is the middle value in the selected data range.

NET GAINS FROM THE DISPOSAL OF ASSETS

DUNGOG SHIRE COUNCIL





EXPENSES

Payments required to deliver a Councils activities.



Expenses reported for NSW Councils ranged from \$10.2M to \$578M. Median is the middle value in the selected data range.

EMPLOYEE BENEFITS AND ON COSTS



Employee Benefits and on Costs reported for NSW Councils ranged from \$2.8M to \$219M. Median is the middle value in the selected data range.

BORROWING COSTS

DUNGOG SHIRE COUNCIL



\$193K

MEDIAN OF 55 RURAL COUNCILS

\$1.1M

MEDIAN OF 10 HUNTER COUNCILS

Borrowing Costs reported for NSW Councils ranged from \$0.0 to \$25.1M. Median is the middle value in the selected data range.

MATERIALS AND CONTRACTS

DUNGOG SHIRE COUNCIL



\$7.0M

MEDIAN OF 55 RURAL COUNCILS

\$24.5M

MEDIAN OF 10 HUNTER COUNCILS

Materials and Contracts reported for NSW Councils ranged from \$2.0M to \$125M. Median is the middle value in the selected data range.

DEPRECIATION AND AMORTISATION

DUNGOG SHIRE COUNCIL



\$6.3M

MEDIAN OF 55 RURAL COUNCILS

\$14.3M

MEDIAN OF 10 HUNTER COUNCILS

Depreciation and Amortisation reported for NSW Councils ranged from \$2.2M to \$150M. Median is the middle value in the selected data range.

IMPAIRMENT

DUNGOG SHIRE COUNCIL



\$0.0

MEDIAN OF 55 RURAL COUNCILS

MEDIAN OF 10 HUNTER COUNCILS

Impairment reported for NSW Councils ranged from \$-223K to \$3.5M. Median is the middle value in the selected data range.

OTHER EXPENSES

DUNGOG SHIRE COUNCIL



\$11.9M

MEDIAN OF 10 HUNTER COUNCILS

Other Expenses reported for NSW Councils ranged from \$830K to \$91.4M. Median is the middle value in the selected data range.

NET LOSSES FROM DISPOSAL OF ASSETS

DUNGOG SHIRE COUNCIL



\$0.0

MEDIAN OF 55 RURAL COUNCILS



Net Losses from Disposal of Assets reported for NSW Councils ranged from \$0.0 to \$14.3M. Median is the middle value in the selected data range.

NET SHARE OF INTERESTS IN JOINT VENTURES AND ASSOCIATES

DUNGOG SHIRE COUNCIL



\$0.0

MEDIAN OF 55 RURAL COUNCILS



Net Share of Interests in Joint Ventures and Associates reported for NSW Councils ranged from \$0.0 to \$82.0K. Median is the middle value in the selected data range.



OPERATING RESULT

Operating surplus or deficit after expenses are deducted from revenue. Excludes the impact of extraordinary events such as amalgamations and boundary adjustments.

DUNGOG SHIRE COUNCIL



\$6.1M

MEDIAN OF 55 RURAL COUNCILS

\$21.0M

MEDIAN OF 10 HUNTER COUNCILS

Operating Result reported for NSW Councils ranged from \$-11.7M to \$269M. Median is the middle value in the selected data range.

ASSETS

A resource controlled by a Council that will provide a future benefit (e.g. cash, land and buildings)

DUNGOG SHIRE COUNCIL



\$366M

MEDIAN OF 55 RURAL COUNCILS

\$938M

MEDIAN OF 10 HUNTER COUNCILS

Assets reported for NSW Councils ranged from \$81.2M to \$12.1B. Median is the middle value in the selected data range.

CURRENT ASSETS

DUNGOG SHIRE COUNCIL

An asset that is available for use, or is expected to be consumed in a short time, usually 12 months (e.g. cash).



Total

\$28.5M

MEDIAN OF 55 RURAL COUNCILS

\$73.0M

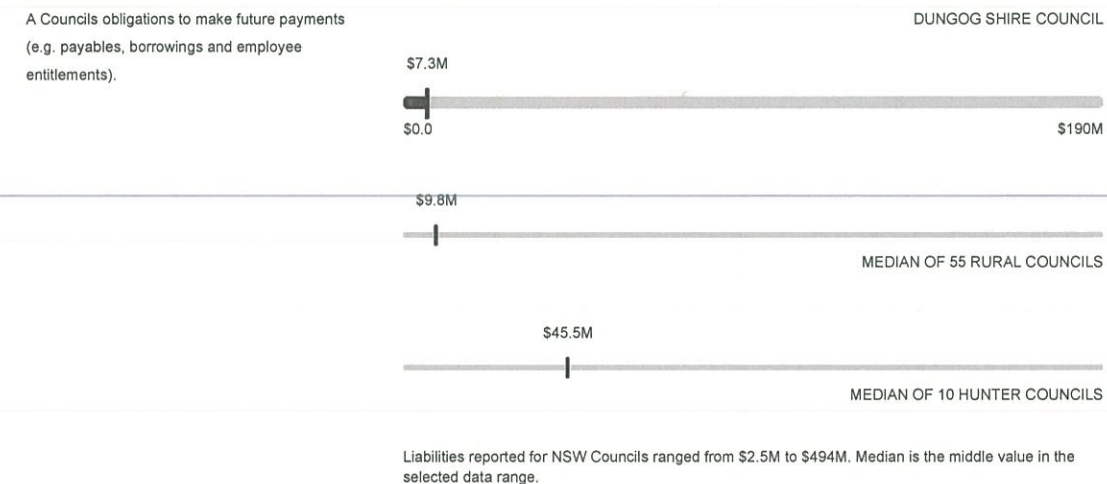
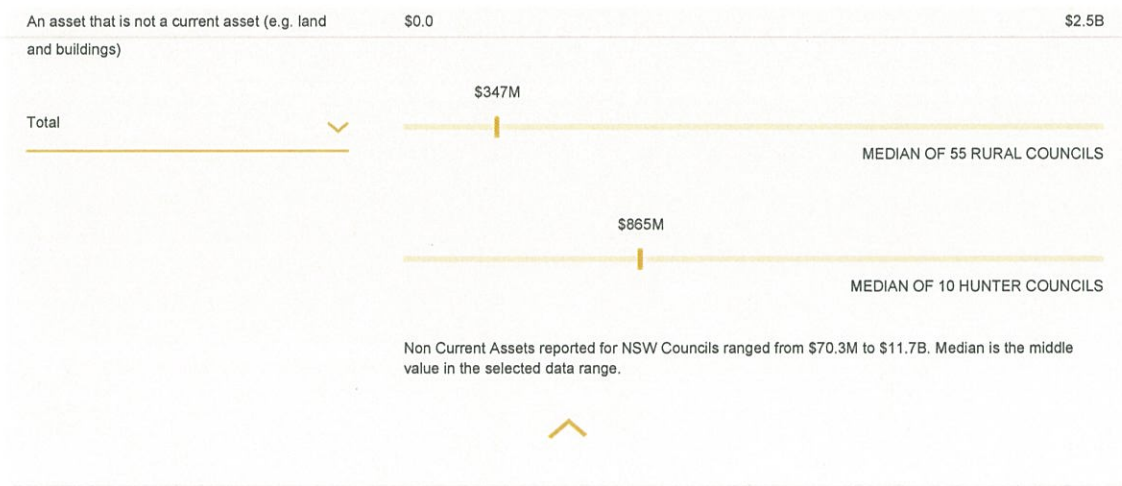
MEDIAN OF 10 HUNTER COUNCILS

Current Assets reported for NSW Councils ranged from \$7.4M to \$419M. Median is the middle value in the selected data range.

NON CURRENT ASSETS


DUNGOG SHIRE COUNCIL





CURRENT LIABILITIES

A liability that may be required to be settled in a short time, usually 12 months (e.g. payables due in 30 days).



NON CURRENT LIABILITIES

A liability that is not a current liability (e.g. long term borrowings).



MEDIAN OF 55 RURAL COUNCILS

\$27.3M

MEDIAN OF 10 HUNTER COUNCILS

Non Current Liabilities reported for NSW Councils ranged from \$10.0K to \$340M. Median is the middle value in the selected data range.

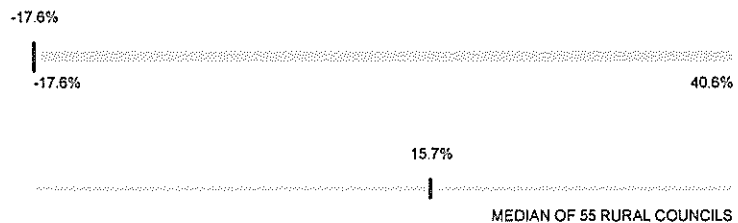


PERFORMANCE MEASURES

OPERATING PERFORMANCE

DUNGOG SHIRE COUNCIL

How well Councils keep operating expenses within operating revenue. The Office of Local Government (OLG) sets a benchmark greater than zero per cent for this measure.

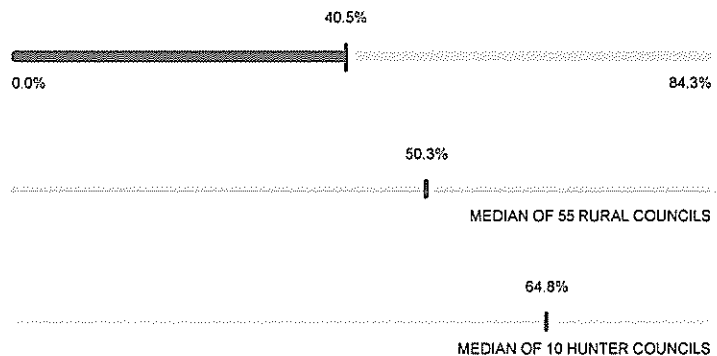


Operating Performance reported for NSW Councils ranged from -17.6% to 40.6%. Median is the middle value in the selected data range.

OWN SOURCE OPERATING REVENUE

DUNGOG SHIRE COUNCIL

Degree to which a Council relies on external funding sources. More than 60 per cent of total revenue is the OLG benchmark.

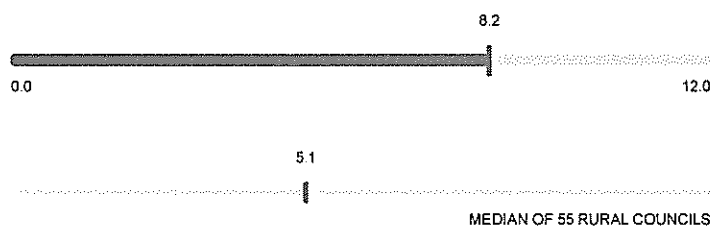


Own Source Operating Revenue reported for NSW Councils ranged from 23.3% to 90.7%. Median is the middle value in the selected data range.

UNRESTRICTED CURRENT RATIO

DUNGOG SHIRE COUNCIL

Councils ability to meet its short-term obligations as they fall due. OLG sets a benchmark of greater than 1.5 times.



MEDIAN OF 10 HUNTER COUNCILS

Unrestricted Current Ratio reported for NSW Councils ranged from 1.5 to 14.8. Median is the middle value in the selected data range.

DEBT SERVICE COVER RATIO

DUNGOG SHIRE COUNCIL

Operating cash available to service a council's debt. OLG benchmark is to have cash greater than twice the amount required to service debt.



MEDIAN OF 55 RURAL COUNCILS

MEDIAN OF 10 HUNTER COUNCILS

Debt Service Cover Ratio reported for NSW Councils ranged from 0.0 to 806.7. Median is the middle value in the selected data range.

RATES AND ANNUAL CHARGES

DUNGOG SHIRE COUNCIL

OUTSTANDING PERCENTAGE

% of rates and annual charges unpaid as at 30 June. OLG benchmark - <5% (metropolitan Councils) and <10% (regional & rural Councils)



MEDIAN OF 55 RURAL COUNCILS

MEDIAN OF 10 HUNTER COUNCILS

Rates and Annual Charges Outstanding Percentage reported for NSW Councils ranged from 1.1% to 35.7%. Median is the middle value in the selected data range.

CASH EXPENSE COVER RATIO

DUNGOG SHIRE COUNCIL

Number of months a Council can continue paying its expenses without extra cash. OLG sets a benchmark at >3 months for this ratio.



MEDIAN OF 55 RURAL COUNCILS

MEDIAN OF 10 HUNTER COUNCILS

Cash Expense Cover Ratio reported for NSW Councils ranged from 0.0 months to 28.2 months. Median is the middle value in the selected data range.



