

PENRITH: A CITY OF OPPORTUNITY

PENRITH: A GROWTH CITY

THEN
2004

NOW
2014

NEXT
2024

POPULATION

172,000

2004

190,000

2014

212,000

2024

BUILDING APPROVALS IN PENRITH CITY WERE \$477m IN THE 2012/2013 FINANCIAL YEAR - 2.34% OF THE TOTAL VALUE IN NSW

NUMBER OF DWELLINGS

2004 56,000

2014 69,000

2024 79,000

MEDIAN AGE



PENRITH



SYDNEY

PEOPLE PER HOUSEHOLD

2004



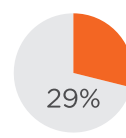
2014



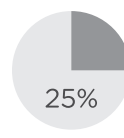
2024



% UNDER 20 POP.



PENRITH



SYDNEY

THE PENRITH LIFESTYLE

EMPLOYMENT BY OCCUPATION

TOP 3 - DIVERSITY OF EMPLOYMENT

1



Clerical & admin

2



Trades & technical

3



Professional

CAR OWNERSHIP

OWNERSHIP OF 2+ VEHICLES

55%



PENRITH

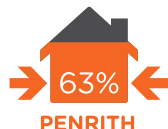
44%



SYDNEY

MOVING

HAVE NOT MOVED IN LAST 5 YEARS



PENRITH



SYDNEY

LANGUAGE

TOP 5 GROWING LANGUAGES

- 1 Filipino
- 2 Punjabi
- 3 Hindi
- 4 Arabic
- 5 Samoan

HOMES

DETACHED HOMES

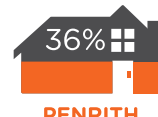


PENRITH



SYDNEY

4+ BEDROOM HOMES



PENRITH



SYDNEY

UNITS/TOWNHOUSES



PENRITH



SYDNEY

QUALIFIED, EDUCATED

2 in 5 have a post school qualification

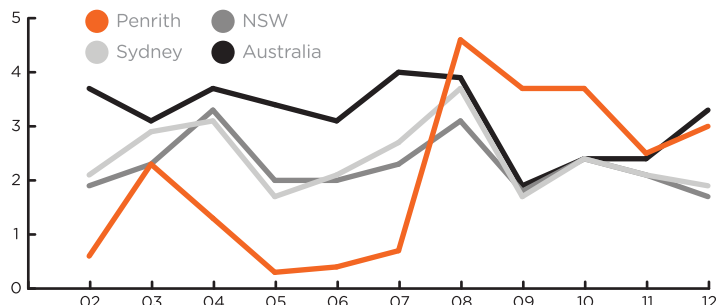


1,692 MORE WOMEN THAN MEN HAVE A BACHELOR OR HIGHER DEGREE QUALIFICATION IN PENRITH

PENRITH ECONOMIC GROWTH

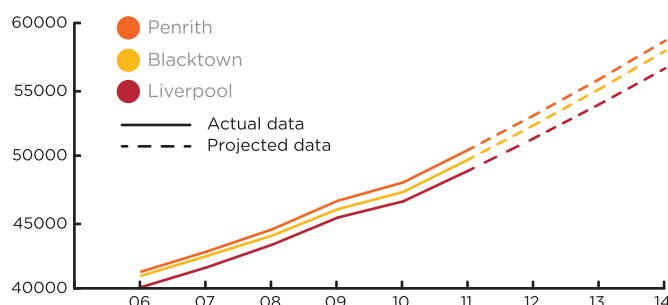
GROSS REGIONAL PRODUCT (GRP)

% ANNUAL CHANGE IN GRP FROM PREVIOUS YEAR



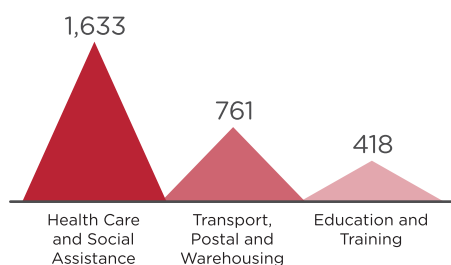
PERSONAL INCOME

AVERAGE INCOME PER PERSON



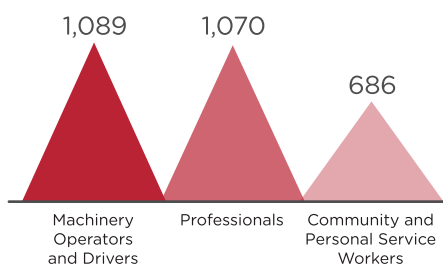
GROWING INDUSTRIES

TOP 3 INCREASE IN JOBS 2006-2011



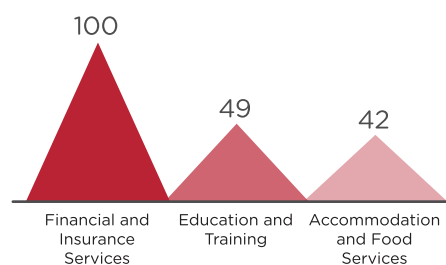
GROWING OCCUPATIONS

TOP 3 INCREASE OF PERSONS WORKING 2006-2011



BUSINESS FORMATION

TOP 3 NEW BUSINESS FORMATIONS 2009-2012



PENRITH: A CITY OF OPPORTUNITY

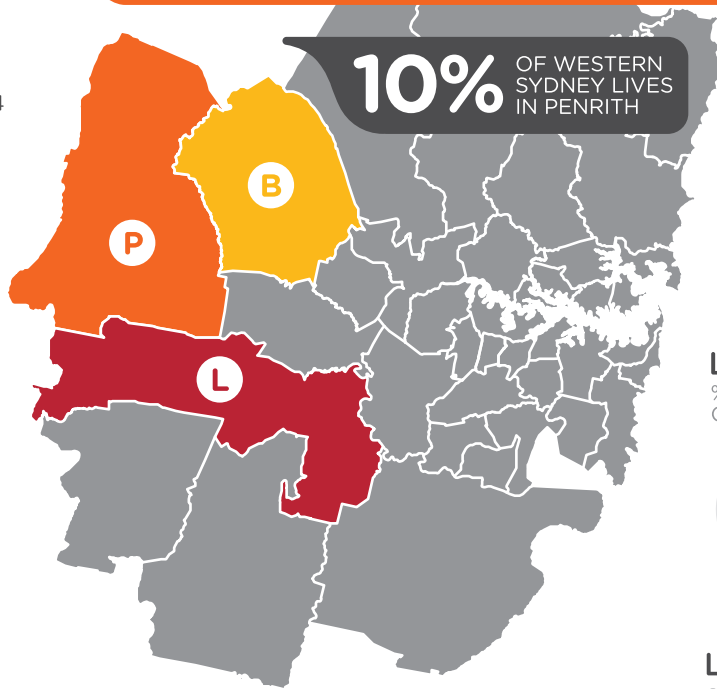
PENRITH COMPARISON

S SYDNEY
POPULATION: 4,028,524
POP. GROWTH: 2.3%
AREA: 4,063.7 km²

P PENRITH
POPULATION: 190,428
POP. GROWTH: 1.9%
AREA: 404.9 km²

L LIVERPOOL
POPULATION: 195,355
POP. GROWTH: 2.1%
AREA: 305.5 km²

B BLACKTOWN
POPULATION: 325,185
POP. GROWTH: 2.2%
AREA: 246.9 km²



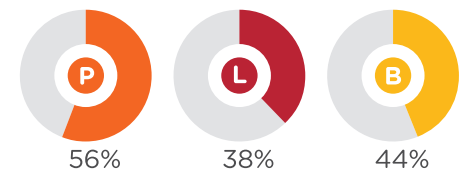
PERSONAL INCOME

MEDIAN INCOME (WEEKLY)



LOCAL WORKFORCE

% OF WORKFORCE COMPRISED OF LOCAL RESIDENTS

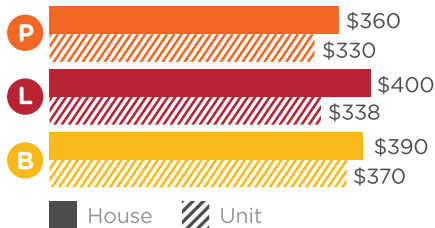


MORTGAGE/RENT

MEDIAN MORTGAGE PAYMENT (MONTHLY)

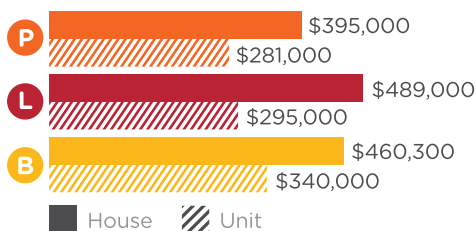


MEDIAN RENT (WEEKLY)



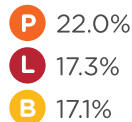
HOUSE PRICES

MEDIAN HOUSE AND UNIT PRICES



EDUCATION

HIGHEST TERTIARY QUALIFICATION
VOCATIONAL CERTIFICATE



LEADING SKILLS CITY

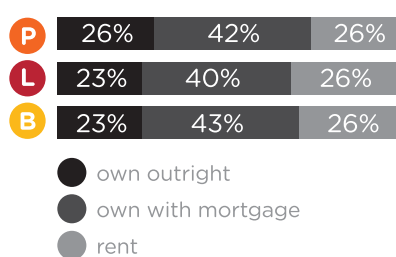
BACHELOR OR HIGHER DEGREE



BUT GROWTH REQUIRED IN UNIVERSITY DEGREES

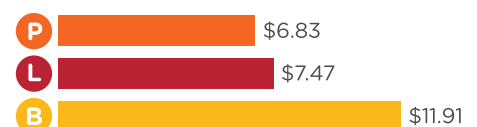
TENURE

% OF RESIDENT HOME OWNERSHIP

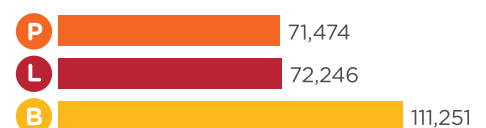


LOCAL ECONOMY

GROSS REGIONAL PRODUCT (\$, BILLION)



NUMBER OF LOCAL JOBS



NO. OF RESIDENTS FOR EVERY LOCAL JOB



OVER 5000 FULL-TIME EQUIVALENT JOBS WERE CREATED IN PENRITH CITY DURING THE 5 YEARS BETWEEN THE 2006 AND 2011 CENSUS

THE PENRITH OPPORTUNITY

Sources: ABS, RP Data, Penrith City Council

OVER THE NEXT 20 YEARS, PENRITH IS PROJECTED TO GROW AT **1.9%** ANNUALLY FOR A TOTAL POPULATION INCREASE OF **46.9%** FROM **185,000** IN 2011 TO **271,000** IN 2031

+42%

THE POPULATION OF THOSE UNDER 15 WILL GROW BY **42%** BY 2031

+187%

THE POPULATION OF THOSE OVER 65 WILL GROW BY **187%** BY 2031



33,000
NEW RETIREES WILL CALL PENRITH HOME IN THE NEXT 20 YEARS

11th

PENRITH IS THE **11TH** FASTEST GROWING LGA IN THE SYDNEY REGION

PENRITH'S GROWTH TRAJECTORY POSITIONS THE ECONOMY WELL FOR THE FOLLOWING *FUTURE WAVES* INDUSTRIES IDENTIFIED BY DELOITTE



- Reskilling an ageing workforce
- Information & communications technology
- Community care & residential aged care
- Private schooling

