





Special Rate Variation 2012 - What Do You Think?








1. Have you attended a Special Rate Variation Session run by Council?

		Response Percent	Response Count
Yes		78.8%	93
No		21.2%	25
answered question			118
skipped question			0







2. What is your gender?

		Response Percent	Response Count
Female		61.5%	72
Male		38.5%	45
answered question			117
skipped question			1







3. Which category below includes your age?

		Response Percent	Response Count
17 or younger		0.0%	0
18-20		0.0%	0
21-29		7.6%	9
30-39		14.4%	17
40-49		15.3%	18
50-59		25.4%	30
60 or older		37.3%	44
answered question			118
skipped question			0





4. Where do you live?

		Response Percent	Response Count
Cobar Town		57.8%	67
Rural Residential		1.7%	2
Rural		10.3%	12
Mount Hope		1.7%	2
Nymagee		8.6%	10
Euabalong/Euabalong West		19.8%	23
Murrin Bridge		0.0%	0
answered question			116
skipped question			2






5. How long have you lived in Cobar Shire?

		Response Percent	Response Count
More than 20 years		59.8%	70
11-20 years		16.2%	19
6-9 years		7.7%	9
2-5 years		9.4%	11
Less than 2 years		4.3%	5
Don't live in the Cobar Shire		2.6%	3
answered question			117
skipped question			1





6. Are you a residential tenant or a home owner

		Response Percent	Response Count
Tenant		13.3%	14
Home owner		80.0%	84
Both		8.6%	9
Investor		6.7%	7
answered question			105
skipped question			13








7. If you own the home, what is your annual general rate payable?

		Response Percent	Response Count
Less than \$200		3.7%	3
\$201 - \$400		14.8%	12
\$401 - \$600		37.0%	30
\$601 - \$1000		23.5%	19
More than \$1000		21.0%	17
answered question			81
skipped question			37

8. Are you a business operator or a business tenant?

		Response Percent	Response Count
Business Operator		14.3%	15
Business tenant		1.0%	1
Both		1.9%	2
Neither		82.9%	87
answered question			105
skipped question			13

9. If you pay the business rate, what is your general rate payable?

		Response Percent	Response Count
Less than \$300		5.6%	1
\$301-\$500		5.6%	1
\$501-\$700		16.7%	3
\$701-\$1000		16.7%	3
\$1000 - \$1500		11.1%	2
\$1500-\$3000		16.7%	3
More than \$3000		27.8%	5
answered question			18
skipped question			100




10. How important do you think these services are to quality of life in Cobar?

	Very unimportant	Unimportant	Neither	Important	Very important	Don't know	Rat Coi
Maintaining the road network	13.6% (15)	0.0% (0)	0.9% (1)	17.3% (19)	67.3% (74)	0.9% (1)	
Operating the swimming pool	24.8% (27)	7.3% (8)	6.4% (7)	30.3% (33)	29.4% (32)	1.8% (2)	
Operating the airport	16.2% (18)	2.7% (3)	2.7% (3)	39.6% (44)	37.8% (42)	0.9% (1)	
Operating the Youth and Fitness Centre	17.6% (19)	11.1% (12)	7.4% (8)	34.3% (37)	27.8% (30)	1.9% (2)	
Providing Library services	13.4% (15)	6.3% (7)	13.4% (15)	41.1% (46)	22.3% (25)	3.6% (4)	
Operating the Great Cobar Heritage Centre	13.2% (14)	12.3% (13)	17.0% (18)	35.8% (38)	18.9% (20)	2.8% (3)	
Undertaking tourism generation work	15.5% (17)	10.9% (12)	12.7% (14)	37.3% (41)	19.1% (21)	4.5% (5)	
Running community activities and events	17.1% (19)	8.1% (9)	10.8% (12)	39.6% (44)	19.8% (22)	4.5% (5)	
Maintaining parks and gardens	9.9% (11)	5.4% (6)	7.2% (8)	55.0% (61)	21.6% (24)	0.9% (1)	
Running the Lilliane Brady Village	18.2% (20)	9.1% (10)	10.9% (12)	28.2% (31)	30.9% (34)	2.7% (3)	
answered question							
skipped question							




11. Do you believe Council should continue to provide these services?

	Yes at Current levels	Yes at lower levels	Yes at higher levels	No	Rating Count
Maintaining the road network	38.4% (43)	1.8% (2)	59.8% (67)	0.0% (0)	112
Operating the swimming pool	59.3% (64)	19.4% (21)	8.3% (9)	13.0% (14)	108
Operating the airport	68.9% (73)	10.4% (11)	13.2% (14)	7.5% (8)	106
Operating the Youth and Fitness Centre	60.7% (65)	18.7% (20)	12.1% (13)	8.4% (9)	107
Providing Library Services	62.4% (68)	21.1% (23)	9.2% (10)	7.3% (8)	109
Operating the Great Cobar Heritage Centre	57.4% (62)	28.7% (31)	4.6% (5)	9.3% (10)	108
Undertaking tourism generation work and projects	52.8% (57)	22.2% (24)	12.0% (13)	13.0% (14)	108
Running community activities and events	51.4% (55)	23.4% (25)	15.0% (16)	10.3% (11)	107
Maintaining parks and gardens	73.4% (80)	15.6% (17)	8.3% (9)	2.8% (3)	109
Running the Lilliane Brady Village	57.0% (61)	11.2% (12)	15.9% (17)	15.9% (17)	107
answered question					115
skipped question					3




12. Council does NOT receive enough income to maintain current services and infrastructure into the future.

		Response Percent	Response Count
Agree		61.9%	70
Disagree		18.6%	21
Don't know		19.5%	22
answered question			113
skipped question			5

13. To pay for services and maintain assets the community wants, Council rates need to be raised above the rate peg (of a 3% annual rate rise in line with inflation).

		Response Percent	Response Count
Agree		54.0%	61
Disagree		31.0%	35
Don't Know		15.0%	17
answered question			113
skipped question			5

**14. Services will fall and assets will decline without a rate rise above the 3% rate peg.
Which option do you prefer?**

		Response Percent	Response Count
A one off 25% rate rise, followed by the rate peg - services are maintained, some asset maintenance is funded		43.1%	47
A 13% annual rate rise each year for 7 years - services and assets are improved		23.9%	26
No rate rise - there is a significant fall in services provided		33.0%	36
answered question			109
skipped question			9