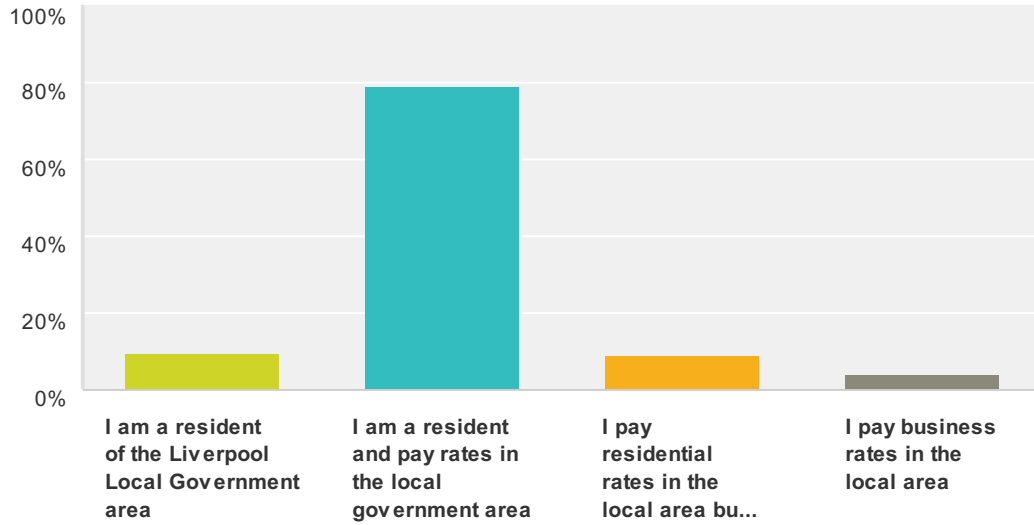


Special Rate Variation Survey

Q1 Which of the following best describes you?

Answered: 3,627 Skipped: 17

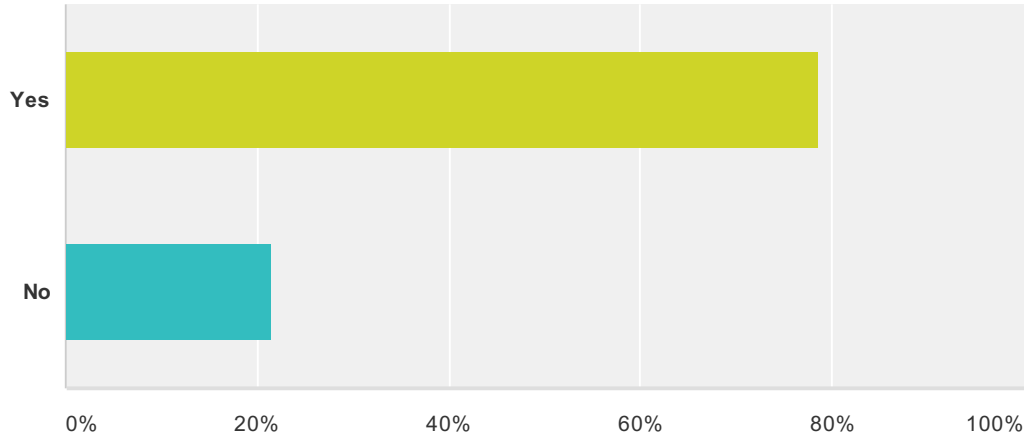


Answer Choices	Responses	
I am a resident of the Liverpool Local Government area	9.40%	341
I am a resident and pay rates in the local government area	78.96%	2,864
I pay residential rates in the local area but do not live here	8.91%	323
I pay business rates in the local area	3.80%	138
Total Respondents: 3,627		

Special Rate Variation Survey

Q2 Are you aware that Council is investigating a range of options to help us deliver road works, services and infrastructure, including applying for a special rate variation?

Answered: 3,608 Skipped: 36

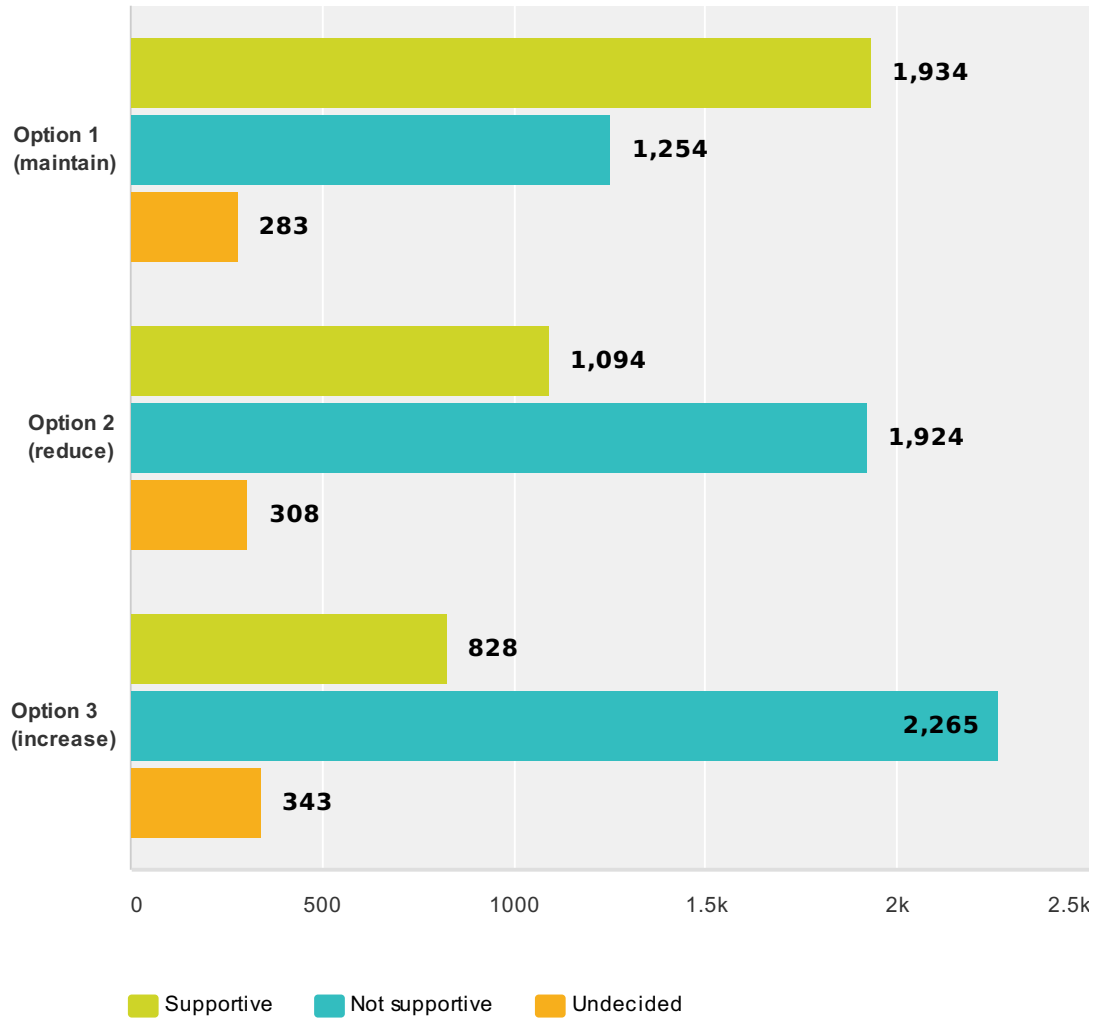


Answer Choices	Responses
Yes	78.63% 2,837
No	21.37% 771
Total	3,608

Special Rate Variation Survey

Q3 Council is currently investigating three options. How supportive are you of the following options.

Answered: 3,632 Skipped: 12

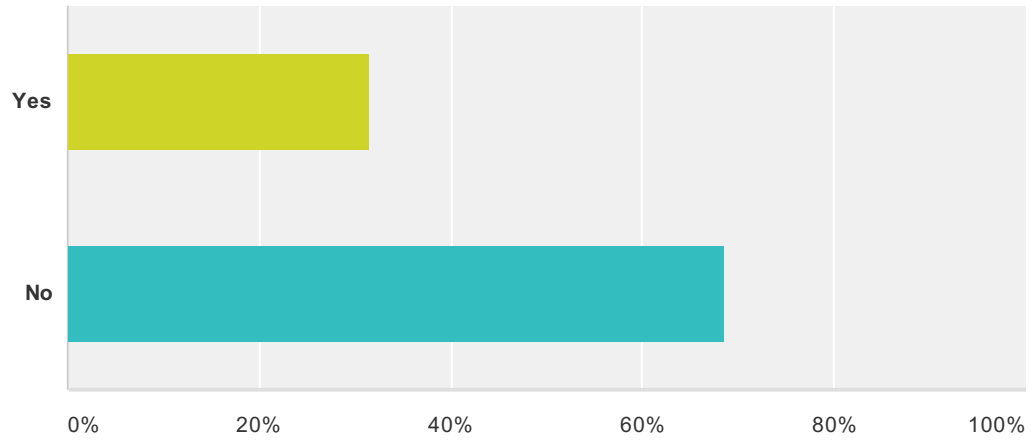


	Supportive	Not supportive	Undecided	Total Respondents
Option 1 (maintain)	55.72% 1,934	36.13% 1,254	8.15% 283	3,471
Option 2 (reduce)	32.90% 1,094	57.86% 1,924	9.26% 308	3,326
Option 3 (increase)	24.10% 828	65.92% 2,265	9.98% 343	3,436

Special Rate Variation Survey

Q4 Are there any other comments you would like to add regarding the special rate variation?

Answered: 3,571 Skipped: 73

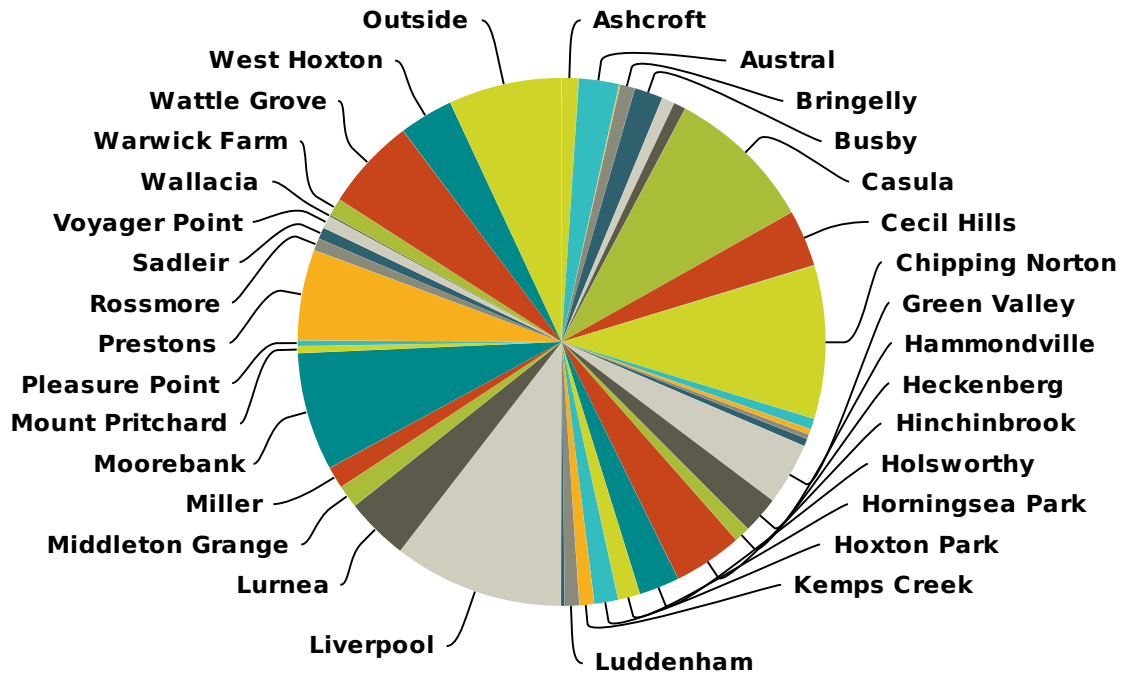


Answer Choices	Responses	
Yes	31.36%	1,120
No	68.64%	2,451
Total		3,571

Special Rate Variation Survey

Q5 Suburb

Answered: 3,077 Skipped: 567



Answer Choices	Responses	
Ashcroft	1.04%	32
Austral	2.47%	76
Badgerys Point	0.06%	2

Special Rate Variation Survey

Bringelly	0.91%	28
Busby	1.75%	54
Carnes Hill	0.78%	24
Cartwright	0.75%	23
Casula	9.07%	279
Cecil Hills	3.48%	107
Cecil Park	0.03%	1
Chipping Norton	9.36%	288
Denham Court	0.68%	21
Edmonson Park	0.32%	10
Elizabeth Hills	0.29%	9
Greendale	0.45%	14
Green Valley	3.80%	117
Hammondville	2.27%	70
Heckenberg	0.97%	30
Hinchinbrook	4.22%	130
Holsworthy	2.47%	76
Homingsea Park	1.36%	42
Hoxton Park	1.46%	45
Kemps Creek	0.91%	28
Luddenham	0.88%	27
Len Waters Estate	0%	0
Leppington	0.23%	7
Liverpool	10.43%	321
Lumea	3.87%	119
Middleton Grange	1.40%	43
Miller	1.33%	41
Moorebank	7.25%	223
Mount Pritchard	0.42%	13
Pleasure Point	0.36%	11
Prestons	5.56%	171
Rossmore	0.75%	23
Sadleir	0.71%	22
Voyager Point	0.78%	24

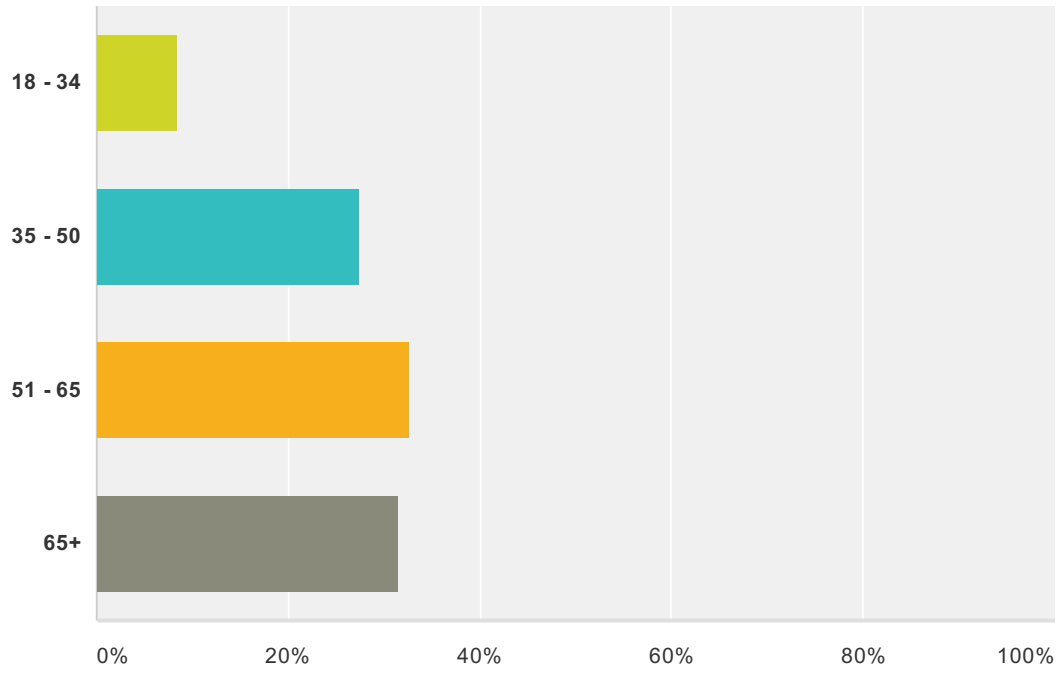
Special Rate Variation Survey

Wallacia	0.10%	3
Warwick Farm	1.07%	33
Wattle Grove	5.69%	175
West Hoxton	3.31%	102
Outside	6.92%	213
Total		3,077

Special Rate Variation Survey

Q6 Age range:

Answered: 3,466 Skipped: 178

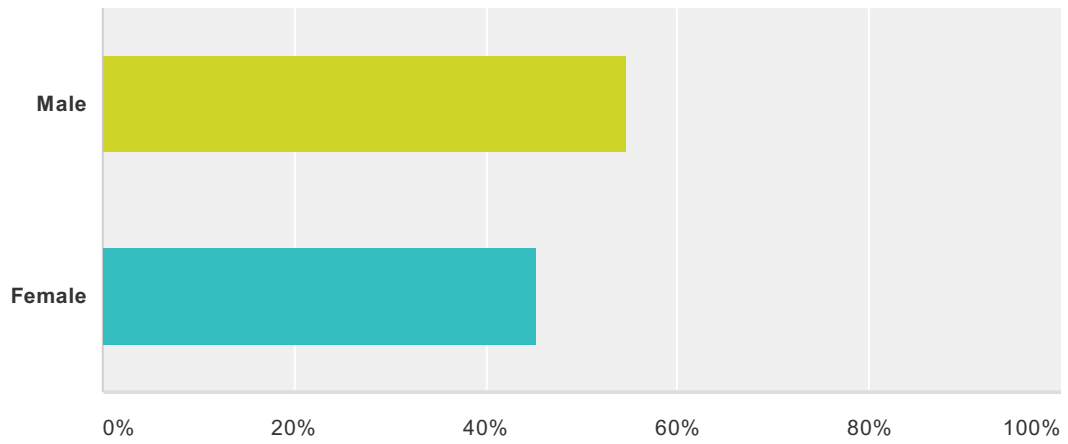


Answer Choices	Responses
18 - 34	8.34% 289
35 - 50	27.50% 953
51 - 65	32.69% 1,133
65+	31.48% 1,091
Total	3,466

Special Rate Variation Survey

Q7 Gender:

Answered: 3,384 Skipped: 260



Answer Choices	Responses
Male	54.76% 1,853
Female	45.24% 1,531
Total	3,384

Special Rate Variation Survey

Q8 Language spoken at home

Answered: 3,218 Skipped: 426

Answer Choices	Responses	
Language 1	100%	3,218
Language 2	0%	0
Language 3	0%	0

Q9 Additional comments

Answered: 108 Skipped: 3,536