

Curlewis	2012/13	2013/14	2014/15	2015/16	2016/17	Total Increase	\$/ week Increase	Real Increase	\$/ week increase
Residential Village	355	381	410	445	474	119	\$ 0.57	\$ 67.00	\$ 0.32
Water	190	190	199	208	217	27	\$ 0.13	-\$ 10.00	-\$ 0.05
Sewer	621	646	675	705	737	116	\$ 0.56	\$ -	\$ -
Domestic Waste - Ordinary	250	263	275	287	300	50	\$ 0.24	\$ -	\$ -
Waste Management Fee	65	65	68	72	75	10	\$ 0.05	-\$ 4.00	-\$ 0.02
Total Rate Bill	1481	1545	1627	1717	1803	322	\$ 1.55	\$ 53.00	\$ 0.25

Mullaley	2012/13	2013/14	2014/15	2015/16	2016/17	Total Increase	\$/ week Increase	Real Increase	\$/ week increase
Residential Village	355	381	410	445	474	119	\$ 0.57	\$ 67.00	\$ 0.32
Water	310	310	324	339	354	44	\$ 0.21	-\$ 16.00	-\$ 0.08
Waste Management Fee	65	65	68	72	75	10	\$ 0.05	-\$ 4.00	-\$ 0.02
Total Rate Bill	730	756	802	856	903	173	\$ 0.83	\$ 47.00	\$ 0.23

Tambar Springs	2012/13	2013/14	2014/15	2015/16	2016/17	Total Increase	\$/ week Increase	Real Increase	\$/ week increase
Residential Village	355	381	410	445	474	119	\$ 0.57	\$ 67.00	\$ 0.32
Water	360	360	376	393	411	51	\$ 0.25	-\$ 18.00	-\$ 0.09
Waste Management Fee	65	65	68	72	75	10	\$ 0.05	-\$ 4.00	-\$ 0.02
Total Rate Bill	780	806	854	910	960	180	\$ 0.87	\$ 45.00	\$ 0.22

Carroll	2012/13	2013/14	2014/15	2015/16	2016/17	Total Increase	\$/ week Increase	Real Increase	\$/ week increase
Residential Village	355	381	410	445	474	119	\$ 0.57	\$ 67.00	\$ 0.32
Domestic Waste - Ordinary	250	263	275	287	300	50	\$ 0.24	\$ -	\$ -
Waste Management Fee	65	65	68	72	75	10	\$ 0.05	-\$ 4.00	-\$ 0.02
Total Rate Bill	670	709	753	804	849	179	\$ 0.86	\$ 63.00	\$ 0.30

Breeza	2012/13	2013/14	2014/15	2015/16	2016/17	Total Increase	\$/ week Increase	Real Increase	\$/ week increase
Residential Village	355	381	410	445	474	119	\$ 0.57	\$ 67.00	\$ 0.32
Waste Management Fee	65	65	68	72	75	10	\$ 0.05	-\$ 4.00	-\$ 0.02
Total Rate Bill	420	446	478	517	549	129	\$ 0.62	\$ 63.00	\$ 0.30

Kelvin	2012/13	2013/14	2014/15	2015/16	2016/17	Total Increase	\$/ week Increase	Real Increase	\$/ week increase
Residential Village	355	381	410	445	474	119	\$ 0.57	\$ 67.00	\$ 0.32
Waste Management Fee	65	65	68	72	75	10	\$ 0.05	-\$ 4.00	-\$ 0.02
Total Rate Bill	420	446	478	517	549	129	\$ 0.62	\$ 63.00	\$ 0.30

Shire of
Gunnedah
Land of Opportunity

FARMLAND

Average Farmland Rate at \$975,000

L.V. \$200,000	2012/13	2013/14	2014/15	2015/16	2016/17	Total Increase	\$/ week Increase		Real Increase	\$/ week increase
Farmland	665	714	767	833	887	222	\$ 1.07	\$ 97.00	\$ 125.04	\$ 0.60
Waste Management Fee	65	65	68	72	75	10	\$ 0.05	\$ 13.00	-\$ 3.00	-\$ 0.01
Total Rate Bill	729.60	778.78	835.31	904.53	961.64	232	\$ 1.12		\$ 122.04	\$ 0.59

L.V. \$500,000	2012/13	2013/14	2014/15	2015/16	2016/17	Total Increase	\$/ week Increase		Real Increase	\$/ week increase
Farmland	1662	1784	1918	2081	2217	555	\$ 2.67	\$ 243.00	\$ 312.10	\$ 1.50
Waste Management Fee	65	65	68	72	75	10	\$ 0.05	\$ 13.00	-\$ 3.00	-\$ 0.01
Total Rate Bill	1727	1849	1986	2153	2292	565	\$ 2.72		\$ 309.10	\$ 1.49

L.V. \$700,000	2012/13	2013/14	2014/15	2015/16	2016/17	Total Increase	\$/ week Increase		Real Increase	\$/ week increase
Farmland	2326.10	2498.24	2685.61	2913.89	3103.29	777.19	\$ 3.74	\$ 341.00	\$ 436.19	\$ 2.10
Waste Management Fee	65	65	68	72	75	10	\$ 0.05	\$ 13.00	-\$ 3.00	-\$ 0.01
Total Rate Bill	2391.10	2563.24	2753.61	2985.89	3178.29	787.19	\$ 3.78		\$ 433.19	\$ 2.08

L.V. \$975,000	2012/13	2013/14	2014/15	2015/16	2016/17	Total Increase	\$/ week Increase		Real Increase	\$/ week increase
Farmland	3239.93	3479.70	3740.68	4058.61	4322.42	1082.49	\$ 5.20	\$ 475.00	\$ 607.49	\$ 2.92
Waste Management Fee	65	65	68	72	75	10	\$ 0.05	\$ 13.00	-\$ 3.00	-\$ 0.01
Total Rate Bill	3304.93	3544.70	3808.68	4130.61	4397.42	1092.49	\$ 5.25		\$ 604.49	\$ 2.91

781 assessments out of a total of 1,100 assessments in farmland are on the average rate or below

Rate	2012/13	2013/14	2014/15	2015/16	2016/17	Total Increase	\$/ week Increase	Real Increase	\$/ week increase
Gunnedah Business	3416	3600	3834	4122	4349	933	\$4.48	433	\$2.08
Gunnedah Water	170	170	170	170	170	0	\$0.00	- 25	-\$0.12
Gunnedah Sewer	422	456	492	522	553	131	\$0.63	70	\$0.34
Trade Waste Annual Fee	148	160	173	183	194	46	\$0.22	17	\$0.08
Domestic Waste - Commercial	315	330	344	359	376	61	\$0.29	15	\$0.07
Waste Management Fee	65	65	68	72	75	10	\$0.05	-	\$0.00
Stormwater - Commercial	25	25	25	25	25	0	\$0.00	- 4	-\$0.02
Total Rate Bill	4561	4806	5106	5453	5742	1181	\$5.68	506	\$2.43

Council listens to Ratepayers: Gunnedah Shire Council has revised its proposed application for a special variation of rates to the Independent Pricing and Regulatory Tribunal and the Division of Local Government. The revised proposal would see a change in percentage increases together with the increase being spread over four (4) years instead of over a three (3) year period. A comparison of the two scenarios is included in the table below, with "total increase" and "increase above rate pegging" shown alongside in brackets. Council has also determined the split to apply across the ratings categories.

Scenario	2013/14	2014/15	2015/16	2016/17	Cumulative
3 year – previous	19% (16)	9% (6)	9% (6)	3.5% (0)	46.4%
4 year – notional	9.4% (6)	8.5% (5)	9.5% (6)	7.5% (4)	39.7%
Residential	7.4% (4)	7.5% (4)	8.5% (5)	6.5% (3)	33.4%
Business	5.4% (2)	6.5% (3)	7.5% (4)	5.5% (2)	27.3%
Farming	7.4% (4)	7.5% (4)	8.5% (5)	6.5% (3)	33.4%
Mining	35% (31.6)	18.6% (15.1)	18.6% (15.1)	15.8% (12.3)	120%

Council's Special Rate Variation website, <http://yoursaygunnedah.com.au/>

Council listens to Ratepayers: Gunnedah Shire Council has revised its proposed application for a special variation of rates to the Independent Pricing and Regulatory Tribunal and the Division of Local Government. The revised proposal would see a change in percentage increases together with the increase being spread over four (4) years instead of over a three (3) year period. A comparison of the two scenarios is included in the table below, with "total increase" and "increase above rate pegging" shown alongside in brackets. Council has also determined the split to apply across the ratings categories.

Scenario	2013/14	2014/15	2015/16	2016/17	Cumulative
3 year – previous	19% (16)	9% (6)	9% (6)	3.5% (0)	46.4%
4 year – notional	9.4% (6)	8.5% (5)	9.5% (6)	7.5% (4)	39.7%
Residential	7.4% (4)	7.5% (4)	8.5% (5)	6.5% (3)	33.4%
Business	5.4% (2)	6.5% (3)	7.5% (4)	5.5% (2)	27.3%
Farming	7.4% (4)	7.5% (4)	8.5% (5)	6.5% (3)	33.4%
Mining	35% (31.6)	18.6% (15.1)	18.6% (15.1)	15.8% (12.3)	120%

Council's Special Rate Variation website, <http://yoursaygunnedah.com.au/>

Council listens to Ratepayers: Gunnedah Shire Council has revised its proposed application for a special variation of rates to the Independent Pricing and Regulatory Tribunal and the Division of Local Government. The revised proposal would see a change in percentage increases together with the increase being spread over four (4) years instead of over a three (3) year period. A comparison of the two scenarios is included in the table below, with "total increase" and "increase above rate pegging" shown alongside in brackets. Council has also determined the split to apply across the ratings categories.

Scenario	2013/14	2014/15	2015/16	2016/17	Cumulative
3 year – previous	19% (16)	9% (6)	9% (6)	3.5% (0)	46.4%
4 year – notional	9.4% (6)	8.5% (5)	9.5% (6)	7.5% (4)	39.7%
Residential	7.4% (4)	7.5% (4)	8.5% (5)	6.5% (3)	33.4%
Business	5.4% (2)	6.5% (3)	7.5% (4)	5.5% (2)	27.3%
Farming	7.4% (4)	7.5% (4)	8.5% (5)	6.5% (3)	33.4%
Mining	35% (31.6)	18.6% (15.1)	18.6% (15.1)	15.8% (12.3)	120%

Council's Special Rate Variation website, <http://yoursaygunnedah.com.au/>

Gunnedah Shire Council's Special Rate Variation – What will it now mean?

The impact on the overall percentage contribution to rating revenue by each of the four ordinary categories is represented in the following table.

Category	Residential	Business	Farming	Mining
Contribution now	32.27%	19.09%	40.00%	8.64%
At end of 2016/17	30.81%	17.39%	38.20%	13.60%

For more information and to have your say visit <http://yoursaygunnedah.com.au/> or call 02 6740 2100.

Gunnedah Shire Council's Special Rate Variation – What will it now mean?

The impact on the overall percentage contribution to rating revenue by each of the four ordinary categories is represented in the following table.

Category	Residential	Business	Farming	Mining
Contribution now	32.27%	19.09%	40.00%	8.64%
At end of 2016/17	30.81%	17.39%	38.20%	13.60%

For more information and to have your say visit <http://yoursaygunnedah.com.au/> or call 02 6740 2100.

Gunnedah Shire Council's Special Rate Variation – What will it now mean?

The impact on the overall percentage contribution to rating revenue by each of the four ordinary categories is represented in the following table.

Category	Residential	Business	Farming	Mining
Contribution now	32.27%	19.09%	40.00%	8.64%
At end of 2016/17	30.81%	17.39%	38.20%	13.60%

For more information and to have your say visit <http://yoursaygunnedah.com.au/> or call 02 6740 2100.

Shire of
Gunnedah
Land of Opportunity

Dear Resident,

Gunnedah Shire Council is responsible for maintaining an extensive range of infrastructure, including roadways, footpaths, cycle ways, stormwater drainage, buildings and community facilities including the swimming pool and the airport.

In mid 2012 Gunnedah Shire Council finalised a comprehensive set of strategic plans (the Integrated Planning and Reporting process) that identified a gap in funding for infrastructure renewal. This is primarily due to the fact that costs have been increasing faster than the ability of the Council to generate revenue, which has resulted in roads, stormwater infrastructure and other assets deteriorating at an unacceptable rate. The comprehensive assessment of our assets (which are worth approximately \$464 million) highlighted the backlog of works necessary to ensure assets are properly maintained and services continued.

On 21 November 2012 Council agreed that an increase in rates, subject to the views of the community, was the only remaining option available to ensure we maintain the assets and the services currently provided. We are now in the final stages of the consultative process and we urge you to have your say.

Are you supportive of the increase, or would you prefer that we reduce services and assets, or in fact do you want to see Gunnedah Shire Council doing more?

You can participate by:

- Reading this document, viewing the information at www.yoursaygunnedah.com.au and completing the online survey.
- Attending a public meeting/drop-in session on 22 February at 12.00pm, where you will be able to ask responsible officers about the projects that would be funded.
- Viewing the Draft Operational Plan 2013/14 – 2016 /17 and the Draft Delivery Program 2013/14 – 2016/17 and making a submission on the Plans. Submissions close 5.00pm Friday 1 March.
 - The documents are available at the Council Administration Building, Community Services Centre, Gunnedah Visitors Centre, Gunnedah Shire Library, Curlewis General Store, Tambar Springs Post Office, Carroll General Store and the Mullaley General Store. Alternately they can also be downloaded from Council's website at www.infogunnedah.com.au.
- Participating (if called) in a random telephone survey that will occur in the week commencing 18 February 2013 (note please keep this leaflet if you would like to participate as it will inform you when answering the questions).
- Completing a feedback form available at the administration building at 63 Elgin St, Gunnedah, the Library or the Town Hall or we can mail one to you if you prefer.

If you have any questions please contact Council on 02 6740 2100.

Yours sincerely,



Robert Campbell
General Manager

Rates in Gunnedah Shire and the role of the Independent Pricing and Regulatory Tribunal (IPART)

Rates in Gunnedah Shire Council (GSC) will usually rise each year based on a percentage that is determined by IPART, this is known as the rate peg amount. This limits the amount of revenue that can be raised through rates unless Council has applied to IPART and been approved for a special variation.

IPART has set the rate peg amount for 2013/14 at 3.4%. In setting the rate peg, IPART uses a local government cost index and deducts a productivity factor to ensure that councils share efficiency gains with ratepayers.

So without a special variation in place you would be paying 3.4% more for the general component of your rates bill, note that water and sewerage charges should be considered separately.

What will a special variation mean for me?

Including the standard rise in rates, a total increase of 9.4% would be asked for in 2013/14, 8.5% in 2014/15, 9.5% in 2015-16 and 7.5% in 2016/17. GSC is however proposing that this percentage be varied depending on what category you are in: residential, business, farming or mining. This impact is set out in Attachment A.

Where will the money be spent?

The money will be spent on important projects throughout the Shire, including approximately \$19 million over the next four years on road renewal, \$8.6 million over three years for the pool renewal project and \$930,000 for the Namoi Parklands development. The full scope of all proposed projects can be seen in the Draft Plans mentioned above. The overall purpose is to ensure assets last their expected life and do not deteriorate early and so increase costs or significantly reduce services.

Why is Gunnedah Shire Council in this position?

Gunnedah Shire Council is not alone; many Councils across NSW are in a similar position. In 2008 it was found that:

- 35 of largest 100 Councils in NSW were said to be unsustainable and 19 vulnerable.
- 8 of the 21 Regional rural councils were said to be unsustainable or vulnerable.
- Of the 97 Councils assessed only 12 had a backlog less than 10% of the annual operating revenue and 46 Councils had a backlog of between 50% and 200%.

If I don't agree with the rate rise, what can I do?

You can tell GSC but you are also asked to identify what services and assets that you can live without. GSC will continue to examine where it can be more efficient but it is simply not possible to make up the shortfall in asset renewal through efficiencies. That shortfall, or gap between operating expenditure and revenue, is \$1.8million per annum.

If I do agree with the rate rise?

Please tell us, every view is important, if IPART refuses the application in part or full, Council will need to consider a reduction in services, including infrastructure, in order to reduce annual operating expenses to match revenue.

Summary

In the table immediately below both “total increase” and “real increase” are shown, the increase above rate pegging (the real increase), is shown alongside the total increase in brackets.

Scenario	2013/14	2014/15	2015/16	2016/17	Cumulative
3 year – previous	19% (16)	9% (6)	9% (6)	3.5% (0)	46.4%
4 year – notional	9.4% (6)	8.5% (5)	9.5% (6)	7.5% (4)	39.7%
Residential	7.4% (4)	7.5% (4)	8.5% (5)	6.5% (3)	33.4%
Business	5.4% (2)	6.5% (3)	7.5% (4)	5.5% (2)	27.3%
Farming	7.4% (4)	7.5% (4)	8.5% (5)	6.5% (3)	33.4%
Mining	35% (31.6)	18.6%	18.6%	15.8%	120%

Gunnedah Residential

Rate	2012/13	2013/14	2014/15	2015/16	2016/17	Total	\$ / week	Real	\$ / week
						increase	increase	Increase	increase
Gunnedah Residential	707	759	816	885	943	236	\$1.13	133	\$0.64
Gunnedah Water	170	170	170	170	170	0	0	-25	-0.12
Gunnedah Sewer	422	456	492	522	553	131	\$0.63	70	0.34
Domestic & Green Waste	315	330	344	359	376	61	\$0.29	15	0.07
Waste Management Fee	65	65	68	72	75	10	\$0.05	0	-0.00
Storm water residential	25	25	25	25	25	0	0	-4	-0.02
Total rate bill	1704	1805	1912	2031	2137	433	\$2.11	189	\$0.91
						(25.4%)			

Gunnedah Business

Rate	2012/13	2013/14	2014/15	2015/16	2016/17	Total	\$ / week	Real	\$ / week
						increase	increase	Increase	increase
Gunnedah Business	3416	3600	3834	4122	4349	933	\$4.48	433	\$2.08
Gunnedah Water	170	170	170	170	170	0	\$0.00	- 25	-\$0.12
Gunnedah Sewer	422	456	492	522	553	131	\$0.63	70	\$0.34
Trade Waste Annual Fee	148	160	173	183	194	46	\$0.22	17	\$0.08
Domestic Waste - Commercial	315	330	344	359	376	61	\$0.29	15	\$0.07
Waste Management Fee	65	65	68	72	75	10	\$0.05	-	\$0.00
Stormwater - Commercial	25	25	25	25	25	0	\$0.00	- 4	-\$0.02
Total Rate Bill	4561	4806	5106	5453	5742	1181	\$5.68	506	\$2.43

Farmland Example

L.V. \$975,000	2012/13	2013/14	2014/15	2015/16	2016/17	Total	\$ / week	Real	\$ / week
						increase	increase	Increase	increase
Farmland	3239.93	3479.70	3740.68	4058.61	4322.42	1082.49	\$5.20	\$607.49	\$2.92
Waste Management Fee	65	65	68	72	75	10	\$0.05	0	-\$0.00
Total Rate Bill	3304.93	3544.70	3808.68	4130.61	4397.42	1092.49	\$5.25	\$607.49	\$2.92

Village Residential

Breeza	2012/13	2013/14	2014/15	2015/16	2016/17	Total Increase	\$/ week Increase	Real Increase	\$/ week increase
Residential Village	355	381	410	445	474	119	\$0.57	\$67.00	\$0.32
Waste Management Fee	65	65	68	72	75	10	\$0.05	-\$4.00	-\$0.02
Total Rate Bill	420	446	478	517	549	129	\$0.62	\$63.00	\$0.30
Carroll	2012/13	2013/14	2014/15	2015/16	2016/17	Total Increase	\$/ week Increase	Real Increase	\$/ week increase
Residential Village	355	381	410	445	474	119	\$0.57	\$67.00	\$0.32
Domestic Waste - Ordinary	250	263	275	287	300	50	\$0.24	-	-
Waste Management Fee	65	65	68	72	75	10	\$0.05	-\$4.00	-\$0.02
Total Rate Bill	670	709	753	804	849	179	\$ 0.86	\$63.00	\$0.30
Curlewis	2012/13	2013/14	2014/15	2015/16	2016/17	Total Increase	\$/ week Increase	Real Increase	\$/ week increase
Residential Village	355	381	410	445	474	119	\$0.57	\$67.00	\$0.32
Water	190	190	199	208	217	27	\$0.13	-\$10.00	-\$0.05
Sewer	621	646	675	705	737	116	\$0.56	-	-
Domestic Waste - Ordinary	250	263	275	287	300	50	\$0.24	-	-
Waste Management Fee	65	65	68	72	75	10	\$0.05	-\$4.00	-\$0.02
Total Rate Bill	1481	1545	1627	1717	1803	322	\$1.55	\$53.00	\$0.25
Kelvin	2012/13	2013/14	2014/15	2015/16	2016/17	Total Increase	\$/ week Increase	Real Increase	\$/ week increase
Residential Village	355	381	410	445	474	119	\$0.57	\$67.00	\$0.32
Waste Management Fee	65	65	68	72	75	10	\$0.05	-\$4.00	-\$0.02
Total Rate Bill	420	446	478	517	549	129	\$0.62	\$63.00	\$0.30
Mullaley	2012/13	2013/14	2014/15	2015/16	2016/17	Total Increase	\$/ week Increase	Real Increase	\$/ week increase
Residential Village	355	381	410	445	474	119	\$0.57	\$67.00	\$0.32
Water	310	310	324	339	354	44	\$0.21	-\$16.00	-\$0.08
Waste Management Fee	65	65	68	72	75	10	\$0.05	-\$4.00	-\$0.02
Total Rate Bill	730	756	802	856	903	173	\$0.83	\$47.00	\$0.23
Tambar Springs	2012/13	2013/14	2014/15	2015/16	2016/17	Total Increase	\$/ week Increase	Real Increase	\$/ week increase
Residential Village	355	381	410	445	474	119	\$0.57	\$67.00	\$0.32
Water	360	360	376	393	411	51	\$0.25	-\$18.00	-\$0.09
Waste Management Fee	65	65	68	72	75	10	\$0.05	-\$4.00	-\$0.02
Total Rate Bill	780	806	854	910	960	180	\$0.87	\$45.00	\$0.22

Approach at Meetings

Provided information for approximately one hour and then opened the floor for questions and answers and points of view.

Meeting 1 - Gunnedah

Tuesday, 11 December 2012 5.15pm

Invitations sent by email to 90 selected persons considered as influential members of the community but an open invitation was also issued via media release, 45 persons registered attendance.

Time	Item	Presenter
5.15pm	Welcome and Introduction to the Special Rate Variation process	Gunnedah Shire Council Mayor, Mr Owen Hasler
5.25pm	Film Screening – Sustainable Communities Critical Insights	National Asset Management Strategy Committee
5.35pm	Special Rate Variation – ‘The Context’	The General Manager, Mr Robert Campbell
5.40pm	Asset Management	Director, Infrastructure Services, Mr Wayne Kerr; Director Planning and Environment, Mr Mike Silver; Director Community and Corporate Services, Mr Eric Groth
6.00pm	Special Rate Variation – ‘What it means financially’	Manager, Finance and Governance, Mr Damien Connor
6.10pm	Your views and questions and answers	All – General Manager, senior staff and Mayor and Deputy Mayor available to take your questions
6.30pm	Tea and coffee available	All
6.45pm	Close	

Select comments made by audience members and where deemed applicable the response made by GSC. Notes and recordings are available on request however the quality of the recordings is not high.

- Would like to speak to all elected officials not just the Mayor and Deputy Mayor
 - Noted that the Mayor and Deputy Mayor are the designated spokespersons but constituents are free to speak to Councillors.
- Presenters kept mentioning town rates not rural rates, rural ratepayers bear a heavy load.
 - Noted that the rates percentage can be varied across sectors but we are all part of the community.
- Can the percentage be clarified – different figures quote in the paper

- Over three years the compound effect would be approximately 42%
- For serious farmers the increase will be in the thousands, therefore strongly oppose the increase.
- Questioned mining royalties and Voluntary Planning Agreements (VPAs) with the mines, has the potential income from these been taken into account
 - Noted that VPAs are dependant on coal production
- Questioned what roads are funded by Roads and Maritime Services (RMS)
 - Noted that RMS funds State Highways
- Whitehaven Coal currently running B-Doubles to move coal, will they get charged?
 - Noted that coal mines are subject to road maintenance agreements
- Are we getting fuel excise back?
 - Yes at the same rate as twenty years ago.
- Suggestion that mine personnel who fly into Narrabri and work in Gunnedah mines should be made to fly into Gunnedah.
- Don't we have qualified personnel in the Shire who could have completed the design for the Blackjack Creek project?
 - Given it required full hydrology analysis, the Shire did not have suitably qualified persons to complete the design work.
- How many other Shires are in this position?
- Love the joint, let's just get on with it.
- Disagrees with assertions GSC made about Tamworth Regional Council, notes that Moree has an extensive road network, Narrabri haven't increased their rates.
- Is Council looking to be more efficient? Note the current staffing complement.
 - Before commencing a recruitment process each position is assessed to determine if it is needed.
- Don't understand why Council is in the position, is it broke?
 - Council has at this point in time approximately \$34 million in cash and investments however much of it is restricted and cannot be used to fund the asset backlog
- Has Council worked out how much mining is costing the community and in particular business and farmers who have to wear increased costs? Farmers can't pass on costs.
- Concerned about losing the airport, doesn't believe Councillors are aware of how much traffic there is. There is extensive use including by Angel Flight and other humanitarian carriers. It's a huge asset for Gunnedah.
- Red Chief Aboriginal Land Corporation look after 17-18 houses, how are lower income people in this town going to handle this?
 - Noted that this is a State/Federal responsibility but GSC does have a hardship policy in place for ratepayers.
- If parks had been sold as proposed back in 2011 what would have been the net increase to GSC?
 - Overall return of \$800,000 to \$900,000.
- How will we capture the feedback?
- How will the community's views be captured throughout the process?
- Is there a plan to increase the asset base?
 - No
- Doesn't want to live in a smaller town, actually does want more services and improved assets, and hopes that we stay a strong community.
- Wishes that GSC had been honest four to five years ago, why wasn't this addressed? If this is not addressed we will be vulnerable to amalgamation.

- Land values will increase again, will this benefit GSC?
 - No
- Why do we have to have such a large increase?
- The magnitude of the increase will put pressure on everyone including the business sector, retail is not strong in this town, Council needs to think more about the impact.
- Mention of amalgamation is just a scare tactic.
- 41% is the impact so stop telling lies.

Summation: largely negative in tone, confused by the different figures quoted in the paper (although these were all correct), some support for airport and the town in general.

Gunnedah Markets – Mayor, Deputy Mayor and senior staff in attendance

Saturday, 15 December 8.00am – 11.00am

Although notes weren't taken, received a reasonable amount of enquiries from the public and on a whole people were supportive of a rate rise. Strategic plans were available as well as feedback forms.

Meeting 2 - Gunnedah

Thursday, 20 December 2013 12.30pm

Meeting advertised via press release, 37 persons registered attendance. Invitation also emailed to Council's business contact list which contains approximately 550 persons.

Time	Item	Presenter
12.30pm	Welcome – housekeeping	Manager, Customer Service and Communication, Isabella Raynolds
12.35pm	Film Screening – Sustainable Communities Critical Insights	National Asset Management Strategy Committee
12.40pm	Introduction to the Special Rate Variation process	Gunnedah Shire Council Mayor, Mr Owen Hasler
12.45pm	Asset Management	a) Director, Infrastructure Services, Mr Wayne Kerr b) Director Planning and Environment, Mr Mike Silver
1.00pm	Special Rate Variation – 'What it means financially'	Manager, Finance and Governance, Mr Damien Connor
1.10pm	Concluding remarks	The General Manager, Mr Robert Campbell
1.15pm	Your views and questions and answers	All – General Manager, senior staff and Mayor and Deputy Mayor available to take your questions

1.30pm	Tea and coffee available	All
--------	--------------------------	-----

Select comments made by audience members and where applicable the response made by GSC

- Acknowledges the content of the presentations but believes GSC should clarify what are needs and what are wants. Footpaths for example might be a want not a need. Reinforce the need to consider other studies such as Australian Bureau of Agricultural and Resource Economics and Sciences (ABARES) recent work on return on capital in rural Australia. There is nothing sustainable about 40% would wipe out return on capital in one go. Ask Council to model the effects that the rate rise would have on return on capital. Please do that for me.
- Will the rate rise be differentiated across sectors?
 - Hasn't yet been determined but we welcome your input.
- Greatest assets are the roads and bridges but of course the greatest expense – miners are the one of the biggest drains on our roads, how are we ensuring they put their share in. Have we got something set up?
 - Voluntary Planning Agreements are in place and will be in place however please also note that many of the mining leases in the Shire do not yet have operational mines and we therefore cannot source funds from these areas.
 - We do have robust maintenance agreements in place with Whitehaven.
- What's the \$38 million restricted for?
- Live within your means, everyone else has to.
- Sympathise with your situation but Council is a business, other businesses aren't able to simply ask for more money and nor should Council, analyse needs and wants. 40% is a lot, we are heading into a drought (possibly), and commodity prices are down. I love Gunnedah but you can't keep hitting people.
- Can we have a list of things that you are going to cut?
 - There is a four page document (history of proposed projects explained). We are here to ask you what projects are important to you.
- Where is the value in the airport there aren't any air services? Is it only for the 'hoons' for speedweek?
- Why did Council purchase a house in 2011?
 - Purchased as part of floodplain and management and the future development of the Namoi Parklands.
- What's going to happen in four years time?
 - Asset management plans are in place for the life of the asset and the money sought is designed to cover off on the life of those assets.
- Have you taken into account increased wear by the mining companies and associated workers over the next twenty years?
 - To the best of our ability.
- What about grant funding etc?
- I don't agree with showground fencing but I do believe in the pool, it provides immense enjoyment to all. If we don't have a pool instances of drowning will increase in backyard pools and the river.
- Where are all the Councillors? Why aren't they attending?
 - Noted that majority of Councillors did actually attend – two exceptions.

- Pool is great but the mowing around the river etc is a waste.
- Different scenarios would be good, what you can do with the 41% and then other scenarios, also taking into account potential differential rating. People want something in front of them.
 - We've provided an example of Gunnedah residential as we thought it the best example to show people at this time in Gunnedah but we do have more material available and we do have all the projects available for viewing in the operational plan.
- What happens if we are amalgamated?
 - We are trying to avoid that situation.
- Previous Mayor Adam Marshall provided history of the special rate variation and a statement in support of the proposed increase.

Summation: More positive and receptive than first meeting - a focus on needs and wants.

Meeting 3 – Kelvin

Tuesday 22 January 7.30am

Meeting advertised by press release, 7 persons registered attendance.

Time	Item	Presenter
7.30am	Welcome – housekeeping	MC – Manager Customer Service and Communications, Isabella Raynolds
7.35am	Film Screening – Sustainable Communities Critical Insights	National Asset Management Strategy Committee
7.45am	Introduction to the Special Rate Variation process	Gunnedah Shire Council Mayor, Mr Owen Hasler
7.55am	Asset Management	a) Director, Infrastructure Services, Mr Wayne Kerr b) Director Planning and Environment, Mr Mike Silver;
8.10am	Special Rate Variation – 'What it means financially'	Manager, Finance and Governance, Mr Damien Connor
8.20am	Special Rate Variation – 'Concluding Remarks'	The General Manager, Mr Robert Campbell
8.30am	Your views and questions and answers	All – General Manager, senior staff and Mayor and Deputy Mayor available to take your questions
9.30am	Close – Tea, coffee and light breakfast available	All

Select comments made by audience members and where applicable the response made by GSC

- There are low hours on Council plant, graders with 700 to 1000 hours, in the private sector that need to get 1500 to 2000 hours, this is an example of over capitalisation.
 - Noted that some of our gear does have low hours we are not getting value for money as we don't have the funding to carry out the work
- In relation to intergenerational equity there was no issue 100 years ago, who would have thought five years ago that the United States would be exporting technology so fast, mining was unknown when the railroads were put in, we are using the play of inter-generational equity to squeeze farmers, who knows what progress will do to society over time?
- Would like better roads.
- What is the greatest source of revenue for Council?
 - Rates
- How much does mining contribute to the rates base?
 - 8.6%
- Congratulations on the forward planning, Council should however be aware they are squeezing people, Council should attack rate pegging. Has Council looked at the issue of drive in, drive out workers, those people who benefit but don't pay?
- What have we done about the impact on pensioners, particularly in light of our aging population?
 - Hardship policy in place.
- Do we recognise that there is a problem of thistles coming in on the graders.
 - Yes.

Meeting 4 - Mullaley

Wednesday 23 January 6.00pm

Time	Item	Presenter
6.00pm	Welcome – housekeeping	MC – Manager Customer Service and Communications, Isabella Raynolds
6.05pm	Introduction to the Special Rate Variation process	Gunnedah Shire Council Mayor, Mr Owen Hasler
6.25pm	Asset Management	a) Director, Infrastructure Services, Mr Wayne Kerr b) Director Planning and Environment, Mr Mike Silver
6.35pm	Special Rate Variation – ‘What it means financially’	Manager, Finance and Governance, Mr Damien Connor
7.00pm	Your views and questions and answers	All – General Manager, senior staff and Mayor and Deputy Mayor available to take your questions
8.00pm	Close	

Select comments made by audience members and where applicable the response made by GSC

- How many houses have been flooded in Wandobah Rd?
 - Major flood event in 1984 (about 100 properties effected), further event in 2009 significant flooding. Council also has a responsibility to residents to mitigate flooding now that Council has been made aware that there is a potential problem.
- How will we know GSC won't in the future allocate funds differently, for example sideline funds and not put them towards asset maintenance and therefore ignore the question of inter-generational equity?
 - Assured that this Council will spend the funding appropriately.
- Will rural ratepayers benefit, give the large amount they pay?
 - Items for expenditure are provided in the capital project list.
- This is the worst drought we have seen for awhile and it has caused significant financial loss, farmers cannot pass costs on. Rural ratepayers don't often use gravel roads. Suggests there should be more user-pays systems in place. Mullaley farmers don't have water and sewerage. Thinks everyone should pay the same amount.
- Millions have been stripped from the farming sector by mining; the new differentiated model is still unfair. It is clear that Whitehaven are still making money.
- Council is mismanaged, why is the review occurring after the submission to IPART and why do we need to pay consultants to do a review.

- During the Community Strategic Plan process the community wasn't listened to. What consideration have we given to rising costs.
- If we keep using the same model we are going to keep having the same problem. What if the numbers fall apart? In three years we will be back in the same position.
- Get rid of the pool.
- Amalgamation is not a dirty word, in many areas it has been an improvement, Tamworth for example. GSC employees need to look at their attitudes. At Hanging Rock they turned the hall area into something wonderful, look at this scabby old hall, its very old. We should embrace positive lateral thinking. We should be hounding other levels of government.

Summation: Overall a negative meeting, some of the negativity can be credited towards a dislike of the mining sector however there was no support for the SRC. Some attendees did however thank Council for taking the time to attend the meeting.

Meeting 5 – Carroll

Thursday, 24 January 2013 6.00pm

Time	Item	Presenter
6.00pm	Welcome – housekeeping	MC – Manager Customer Service and Communications, Isabella Raynolds
6.05pm	Introduction to the Special Rate Variation process	Gunnedah Shire Council Mayor, Mr Owen Hasler
6.25pm	Asset Management	a) Director, Infrastructure Services, Mr Wayne Kerr b) Director Planning and Environment, Mr Mike Silver
6.35pm	Special Rate Variation – ‘What it means financially’	Manager, Finance and Governance, Mr Damien Connor
6.55pm	Special Rate Variation – ‘Concluding Remarks’	The General Manager, Mr Robert Campbell
7.00pm	Your views and questions and answers	All – General Manager, senior staff and Mayor and Deputy Mayor available to take your questions
8.00pm	Close	All

Select comments made by audience members

- Why is it that GSC has to employ people to look at efficiencies?
- We pay fees for the saleyards, there is millions of dollars coming in.
- We should attempt to attract more people to our pool.

- There is no village focus in the plans.
- There is still a dirt road near him (Gunnedah St) – will it ever be bitumen?
- There should be a traffic counter to assess the load.
- What do we think about amalgamation now? Would it make the situation better?
- Want to hear more about efficiencies.

Summation: Overall a positive meeting in tone, some concerns raised that the Village of Carroll doesn't receive much in the way of assets and services.

Meeting 6 – Curlewis

Tuesday, 29 January 2013, 5.00pm

12 persons registered attendance

Time	Item	Presenter
5.00pm	Welcome – housekeeping	MC – Manager Customer Service and Communications, Isabella Raynolds
5.05pm	Introduction to the Special Rate Variation process	Gunnedah Shire Council Mayor, Mr Owen Hasler
5.25pm	Asset Management	a) Director, Infrastructure Services, Mr Wayne Kerr b) Director Planning and Environment, Mr Mike Silver
5.40pm	Special Rate Variation – 'What it means financially'	Manager, Finance and Governance, Mr Damien Connor
5.55pm	Special Rate Variation – 'Concluding Remarks'	The General Manager, Mr Robert Campbell
6.00pm	Your views and questions and answers	All – General Manager, senior staff and Mayor and Deputy Mayor available to take your questions
7.00pm	Close	All

Select comments made by audience members and where applicable the response made by GSC

- Swimming pool hours don't make sense, Council should also stop the beautification programs and live within its means. Could sack a quarter of the workforce.
- Don't mind paying rates but nothing has been done in Curlewis. The list is all about the township of Gunnedah. Curlewis should get a percentage put back in. The road here is not good and the kerbing and guttering are a disgrace. Put the rates up but we want our fair share. Curlewis residents were responsible for putting the skate park in, not GSC. Curlewis residents also cleaned

the park up, GSC didn't. There aren't even any shade cloths. If the village looks good it's because of locals. The park is full of bindies. The hall was the result of a government grant not GSC and the community did much of the work.

- There is nothing in the park for children.
- There is a lot of wastage in Gunnedah.
- Had been led to believe the saleyards were self sufficient? Are they?
- What is going on with the Curlewis water supply?
 - There are no new plans for Curlewis water.

Summation: receptive to information provided but concerned that the village doesn't get much in the way of assets or services.

Meeting 7 – Breeza

Tuesday, 29 January 2013, 7.30pm

18 persons registered attendance

Time	Item	Presenter
7.30pm	Welcome – housekeeping	MC – Manager Customer Service and Communications, Isabella Raynolds
7.35pm	Introduction to the Special Rate Variation process	Gunnedah Shire Council Mayor, Mr Owen Hasler
7.55pm	Asset Management	a) Director, Infrastructure Services, Mr Wayne Kerr b) Director Planning and Environment, Mr Mike Silver
8.10pm	Special Rate Variation – 'What it means financially'	Manager, Finance and Governance, Mr Damien Connor
8.25pm	Special Rate Variation – 'Concluding Remarks'	The General Manager, Mr Robert Campbell
8.30pm	Your views and questions and answers	All – General Manager, senior staff and Mayor and Deputy Mayor available to take your questions
9.30pm	Close	All

- Thinks that business as well as mining should be hit – business should certainly be hit harder than the 'battlers.'
- Will staff take pay cuts?
- The rate rise is reasonable.
- Why not get rid of the low level bridge – it's not a necessity.

- There's hardly ever anyone at the swimming pool there used to be heaps more. Do we get enough people in winter to justify the heated pool? Could we cut back on size?
 - There are 90,000 to 100,000 visitors per year
- Is Breeza going to get value?
- It would be nice to have a tree lined street.
- We're the gateway to Gunnedah we should be pretty, lots of people do pull up at our park, the table and chairs have really helped.
- Don't forget there's nothing in the list for Breeza.
- Are we aware of how much traffic there is on the Clifton Road? Why can't we get funding from the State Government for Clifton Road.
- Have we tapped the potential Blackjack mine for the Blackjack Creek Project.

Summation: Overall a very positive meeting however like most village residents they feel they do not get value for money.

Meeting 8 – Gunnedah

Thursday, 31 January 2013, 5.15pm

12 persons registered attendance

Time	Item	Presenter
5.15pm	Welcome and how to provide your feedback	Manager Customer Service and Communication, Isabella Raynolds
5.20pm	Special Rate Variation – 'Overview'	Gunnedah Shire Council Mayor, Mr Owen Hasler
5.30pm	Special Rate Variation – 'What it means financially'	Manager, Finance and Governance, Mr Damien Connor
5.35pm	Asset Management – 'Where will the money be spent and what happens if we don't get agreement to a rate rise'	Director, Infrastructure Services, Mr Wayne Kerr; Director Planning and Environment, Mr Mike Silver; Director Community and Corporate Services, Mr Eric Groth
5.55pm	Concluding Remarks	General Manager, Mr Robert Campbell
6.00pm	Your views and questions and answers	All – General Manager, senior staff and Mayor and Deputy Mayor available to take your questions
7.15pm	Close	

- The rate rise proposed initially was ridiculous, we are ordinary people and some of us have got noting from the mining boom. Would like GSC to remember the people who made this town and are now having problems.

- What is the difference between the cost of the airport and the money it brings in.
- It's important to understand what occurs in other mineral rich Shires such as the Warrumbungle's. Would like to hear explanation of what other Shires pay in relation to mining and rates. The airport is obviously a market failure. The rate which we are charging mining companies is a bargain in comparison to the Warrumbungle's Shire. We shouldn't put the library in the same category as the airport. At the first meeting the issue of needs versus wants was raised, he has not seen any evidence that analysis of what constitutes what has occurred. The list of projects illustrates a tendency towards a redistributive wealth program, Blackjack Creek project for example. The price of houses was so low in that area because of the potential for floods now Blackjack Creek project will increase the value. There's a tendency toward gold plating.
- What is the annual cost of staff at GSC?
- Compliment Mayor and staff on the information provided however aren't there any other avenues to pursue? Royalties for Regions?
- Who authorised the abattoir debt being paid off via a levy and why is that levy still going?
 - It isn't
- Came to Gunnedah 35 years ago, we should be grateful for the wonderful infrastructure we have, these assets need maintenance, understands the negative effect that rate pegging has had. If his business was similarly constrained he wouldn't know what to do. The current Council has shown courage, he is very much in support of the rise. Only one question is there something in the forward estimates that takes the on-boarding of Shenhua into account.
- The library is a need not a want.

Summation: Receptive to information provided, meeting focused on one or two issues seemingly the focus of individuals

Meeting 9 – Gunnedah

Saturday, 2 February 2012, 10.00am

10 persons registered attendance

Time	Item	Presenter
10.00am	Welcome and how to provide your feedback	Manager Customer Service and Communication, Isabella Raynolds
10.05am	Special Rate Variation – 'Overview'	Gunnedah Shire Council Mayor, Mr Owen Hasler
10.15am	Special Rate Variation – 'What it means financially'	Manager, Finance and Governance, Mr Damien Connor
10.25am	Asset Management – 'Where will the money be spent and what happens if we don't get agreement to a rate rise'	Director, Infrastructure Services, Mr Wayne Kerr; Director Planning and Environment, Mr Mike Silver; Director Community and Corporate Services, Mr Eric Groth

10.55am	Concluding remarks	General Manager, Mr Robert Campbell
11.00am	Your views and questions and answers	All – General Manager, senior staff and Mayor and Deputy Mayor available to take your questions
12.00pm	Close	

- How can we justify 9.5% when inflation is just 2.5% - GSC is good at working out their own figures but how is he supposed to do it, he has to cut costs.
- Notes that there is \$2.7 million to maintain Bloomfield Street why should Gunnedah residents have to pay for this when the majority of the traffic is trucks.
- Don't necessarily disagree with the rate rise.
- *An issue relating to a neighbouring development was raised which was not associated with the special rate variation.*

Meeting 9 – Gunnedah

Friday, 22 February 2013, 12.00noon

Invitation provided in mail out to all ratepayers

27 persons registered attendance (estimate there were however approximately 40 people there)

Note that at this meeting a different approach was taken, all Managers were seated at tables and persons were invited to speak to them on a one-on-one basis.

Time	Item	Presenter
12.00pm	Introduction	Gunnedah Shire Council Mayor, Councillor Owen Hasler
12.10pm	Special Rate Variation Overview	Acting General Manager, Mr Eric Groth
12.20pm	Opportunity to discuss proposed projects on a one-on-one basis with responsible Managers	Gunnedah Shire Council Management
1.30pm	Open Question and Answer Session	All
2.00pm	Close	

- Noted that the community expects that there to be strong project management systems in place to monitor the special rates variation spend.
- Would like Organisational Review recommendations made public.

- Concern about one of the telephone survey questions, i.e. do you agree with the special rate variation or do you not, no gradation available.
- The information sent to all ratepayers which had an example of a farmland rate payer with a land value of \$975,000 was designed to misrepresent the rates that larger landholders pay.
- Would like more input from the mines.

Shire of
G u n n e d a h
 Land of Opportunity

SPECIAL RATE VARIATION - FREQUENTLY ASKED QUESTIONS

Q. I've heard that Council has revised the percentage increase, how will this affect me?

Rate	2012/13	2013/14	2014/15	2015/16	2016/17	Total increase	\$/ week increase	Real Increase	\$/ week increase
Gunnedah Residential	707	759	816	885	943	236	\$1.13	133	\$0.64
Gunnedah Water	170	170	170	170	170	0	0	-25	-0.12
Gunnedah Sewer	422	456	492	522	553	131	\$0.63	70	0.34
Domestic & Green Waste	315	330	344	359	376	61	\$0.29	15	0.07
Waste Management Fee	65	65	68	70	70	5	\$0.02	-3	-0.01
Storm water residential	25	25	25	25	25	0	0	-4	-0.02
Total rate bill	1704	1805	1915	2031	2137	433 (25.4%)	\$2.08	186	\$0.89

Q. What is the actual difference between the original rate increase proposed and the revised percentage?

Scenario	2013/14	2014/15	2015/16	2016/17	Cumulative
3 year – current	19% (16)	9% (6)	9% (6)	3.5% (0)	46.4%
4 year – proposed	9.4% (6)	8.5% (5)	9.5% (6)	7.5% (4)	39.7%

Q. How will the rate increase apply across different sectors?

Scenario	2013/14	2014/15	2015/16	2016/17	Cumulative
3 year – previous	19% (16)	9% (6)	9% (6)	3.5% (0)	46.4%
4 year – notional	9.4% (6)	8.5% (5)	9.5% (6)	7.5% (4)	39.7%
- Residential	7.4% (4)	7.5% (4)	8.5% (5)	6.5% (3)	33.4%
- Business	5.4% (2)	6.5% (3)	7.5% (4)	5.5% (2)	27.3%
- Farming	7.4% (4)	7.5% (4)	8.5% (5)	6.5% (3)	33.4%
- Mining	35% (31.6)	18.6% (15.1)	18.6% (15.1)	15.8% (12.3)	120%

Q. How much rating revenue does each sector contribute to our Shire?

Category	Residential	Business	Farming	Mining
Contribution now	32.27%	19.09%	40.00%	8.64%
At end of 2016/17	30.81%	17.39%	38.20%	13.60%

Q. Why is Gunnedah Shire Council seeking a rate increase?

In mid 2012 Gunnedah Shire Council finalised a comprehensive set of strategic plans (the Integrated Planning and Reporting process) that identified a gap in funding for infrastructure renewal. This is primarily due to the fact that costs have been increasing faster than the ability of the Council to generate revenue, which has resulted in roads, stormwater infrastructure and other assets deteriorating at an unacceptable rate.

Q. What is the benefit of the special rate variation?

- A renewed focus on infrastructure which our community have told us they want.
- Improved safety, amenity and better performance of community assets and facilities.
- A reduction in long-term maintenance costs for future generations.
- A reduction in exposure to the risks associated with the inability to maintain and renew assets as and when required.

Q. Why am I only hearing about this now?

Consideration of a Special Rate Variation formed part of the Integrated Planning and Reporting plans which were adopted in June 2012. Further considerable work has occurred to ensure we have explored all options and costs with the view of maintaining reasonable levels of service and maintaining our core assets into the future. Such an analysis has demonstrated the need for a rate increase and Council at its November meeting resolved to take the first of a number of steps towards this revised variation.

Q. Why is Gunnedah Shire Council in this position?

Gunnedah Shire Council is not alone, many Councils across NSW are in a similar position. In 2008 it was found that:

- 35 of largest 100 Councils in NSW were said to be unsustainable and 19 vulnerable
- 8 of the 21 Regional rural councils were said to be unsustainable or vulnerable
- The problem is the huge backlog of asset/infrastructure works that are required
- Of the 97 Councils assessed only 12 had a backlog less than 10% of the annual operating revenue and 46 Councils had a backlog of between 50% and 200%.

Q. What are the steps in the process?

Gunnedah Shire Council has notified the Independent Pricing and Regulatory Tribunal (IPART) of their intention to seek a rate increase. The submission is due by the 11th of March. During this interim period Council is consulting with the community to ascertain their views. If community members are not supportive of the increase we need to know what assets you no longer wish to maintain and which services you no longer wish to have provided.

Your views will be analysed and included as part of the submission to IPART.

Q. How can I have my say?

There are a number of ways that you can let Council know your views: you can participate in a public meeting, you can email us at council@infogunnedah.com.au, you can write to us at PO Box 63, Gunnedah 2380, you can phone us on 02 6740 2100, you can leave a comment on the guestbook on this site or you can make an appointment to see the Mayor or Deputy Mayor or senior staff at Council.

Q. How can I be sure that Council will accurately record my views?

The special rates variation submission that Council makes to IPART will be public.

Q. When will I know if my rates are going to go up?

The Independent Pricing and Regulatory Tribunal will advise all Councils of their decision on special rate variations in mid-June.

Q. Would the special rate variation apply to my water and sewerage charges?

No, the special rate variation relates only to the general rate component, and not to Domestic Waste, Water or Sewerage charges.

Q. What other Councils are applying for a rate increase for 2013/14?

- Bega Valley Shire Council
- Blue Mountains City Council
- Broken Hill City Council
- Camden City Council
- Camden Council
- Cessnock City Council
- Cobar Shire Council
- Coffs Harbour City Council
- Corowa Shire Council
- Great Lakes Council
- Junee Shire Council
- Kiama Municipal Council
- Kogarah City Council
- Ku-ring-gai Council
- Lismore City Council
- Mid-Western Regional Council
- Parkes Shire Council
- Randwick City Council
- Rockdale City Council
- Shellharbour City Council
- Shoalhaven City Council
- Upper Hunter Shire Council
- Wyong Shire Council

Q. What is rate pegging?

Rate pegging is the percentage limit by which all councils in NSW may increase the total income they will receive from rates. The rate peg is set each year by the Independent Pricing and Regulatory Tribunal (IPART). The rate peg for the 2013/14 financial year is 3.4%.

Q. Where does Council get its income from?

Council has a number of sources of revenue, including: rates, fees and charges, grants, commercial activities, investments and borrowings. Rates and annual charges make up roughly one third of Council's revenue.

Q. What does Gunnedah Shire Council look after?

- Cemeteries
- Swimming Pools
- Rural Roads
- Parks & Gardens
- Library
- Water Supply
- Sporting Fields
- The Civic Centre

- Town & Village Streets
- Waste Management (The Tip)
- Airport
- Rural Halls
- Public Toilets
- Gunnedah Showground
- Visitor Information Centre
- Sewerage Treatment Plant

Q. What is IPART?

IPART is the Independent Pricing and Regulatory Tribunal. It has a number of functions relating to local government.

- It sets the rate peg for councils i.e. maximum allowable percentage increase in Local Government general income.
- It reviews applications for councils seeking to increase their general income above the rate peg (Special Variations).
- It reviews council applications to increase certain minimum rates.

Q. What is the total value of assets in the Gunnedah Shire?

Gunnedah Shire Council's total asset value is close to \$460 million of which about \$248 million is roads.

Activity Report : Your Say Gunnedah

Includes statistics for: An increase in rates.....Your Say Gunnedah!

01 January 2013



- 07 March 2013



Activity Overview

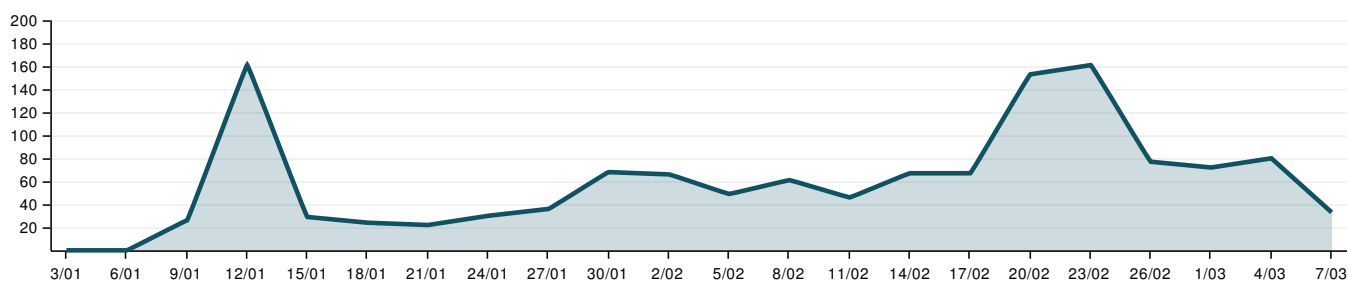
(lifetime)

Site visits	2,015	(2,017)
Page views	4,001	(4,003)
Visitors	739	(739)
Comments	6	(6)
Agrees	0	(0)
Disagrees	0	(0)
Document downloads	397	(397)
Video plays	60	(60)

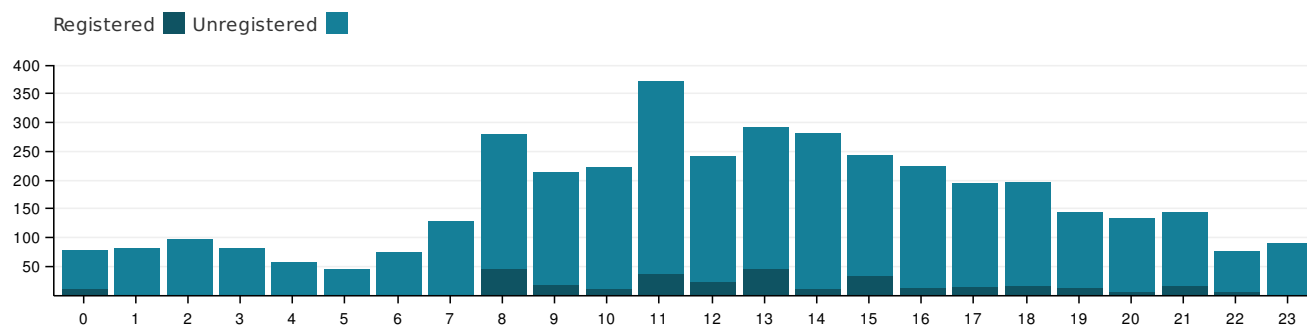
Number of Participants who

Registered	36	(36)
Commented	5	(5)
Agreed	0	(0)
Disagreed	0	(0)
Downloaded documents	125	(125)
Downloaded videos	50	(50)
Viewed FAQs	5	(5)
Took polls	35	(35)

Page Views By Date



Page Views By Hour



Engagement Depth

Average

Total

Time on site	2m 58s	(2m 57s)	4d 3h	(4d 3h)
Page views	2.0	(2.0)	4,001	(4,003)
Visits	2.7	(2.7)	2,015	(2,017)
Comments	1.2	(1.2)	6	(6)
▶ primary			6	(6)
▶ replies			0	(0)
Agrees	0.0	(0.0)	0	(0)
Disagrees	0.0	(0.0)	0	(0)

Participant Conversion

Visitors who

▶ registered	4.9%	(4.9%)
▶ downloaded documents	16.9%	(16.9%)

Registered participants who

▶ commented	13.9%	(13.9%)
▶ agreed/disagreed	0.0%	(0.0%)
▶ took polls	97.2%	(97.2%)

Tools	Total	Page views	Votes	Comments	Agrees	Disagrees	Participants
Forum Topics	3	61 (61)	0 (0)	3 (3)	0 (0)	0 (0)	3 (3)
News Articles	10	240 (240)	0 (0)	0 (0)	0 (0)	0 (0)	0 (0)

Age (Top 20)	Participants		Comments		Agrees		Disagrees	
Over 65	9	(9)	1	(1)	0	(0)	0	(0)
56-65	7	(7)	0	(0)	0	(0)	0	(0)
46-55	7	(7)	2	(2)	0	(0)	0	(0)
36-45	6	(6)	1	(1)	0	(0)	0	(0)
26-35	4	(4)	2	(2)	0	(0)	0	(0)
Under 18	1	(1)	0	(0)	0	(0)	0	(0)
18-25	1	(1)	0	(0)	0	(0)	0	(0)
TOTAL	36	(36)	6	(6)	0	(0)	0	(0)

Gender (Top 20)	Participants		Comments		Agrees		Disagrees	
Male	18	(18)	1	(1)	0	(0)	0	(0)
Female	17	(17)	5	(5)	0	(0)	0	(0)
TOTAL	36	(36)	6	(6)	0	(0)	0	(0)

Document Downloads	Document downloads	
Mayoral Minute - Internal Review - December 2012	56	(56)
Farmland Rate Sheet	45	(45)
Village Rate Sheets	40	(40)
Information Leaflet	38	(38)
Media Release - 11/01/2013 - Revised Special Rate Variation	34	(34)
IPART - Fact Sheet - 2013/14 Special Rate Variation Application	32	(32)
Capital Projects - Summary	28	(28)
Media Release - 30/11/2012 - Special Rates Variation	26	(26)
Media Release - 10/12/2012 - SRV Consultation	20	(20)
Media Release - 23/01/2013 - Gunnedah Shire Council Workshops Rate Impact	18	(18)
Media Release - 17/12/2012 - Community Consultation	13	(13)
Media Release - 29/01/2013 - Mining Assists in Reducing Rate Increase	12	(12)
Media Release - 12/12/2012 - SRV Mayor and Former Mayor	12	(12)
SRV - Business Rate Example	12	(12)
Media Release - 03/01/2013 - Revised Community Forums	11	(11)
TOTAL	397	(397)

Video Download Activity		
Your Say Gunnedah	32	(32)
Sustainable Communities DVD	28	(28)
TOTAL	60	(60)

Sources (Top 20)	Page views	
www.gunnedah.nsw.gov.au	171	(171)
www.google.com.au	101	(101)
www.sensis.com.au	26	(26)
www.nvi.com.au	19	(19)
www.bing.com	17	(17)
www.facebook.com	14	(14)
m.facebook.com	9	(9)
search.mywebsearch.com	7	(7)
www.google.com	6	(6)
36ohk6dgmcd1n-c.c.yom.mail.yahoo.net	5	(5)
au.search.yahoo.com	4	(4)

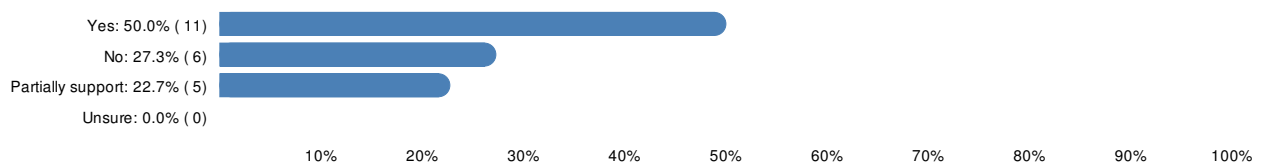
messaging.bigpond.com	3	(3)
whois.domaintools.com	3	(3)
co113w.col113.mail.live.com	2	(2)
www.search.ask.com	2	(2)
www.ask.com	2	(2)
us6.campaign-archive2.com	2	(2)
search.conduit.com	2	(2)
sitehelp.bigpond.net.au	2	(2)
www.yoursaygunnedah.com.au	2	(2)
and 9 others		
TOTAL	409	(409)

Search Terms (Top 20)	Search Engine		Page views
yoursaygunnedah	Bing	8	(8)
yoursaygunnedah.com	Bing	4	(4)
www.yoursaygunnedah.com.au	Bing	3	(3)
www.yoursaygunnedah.com.au	Google	3	(3)
yoursay gunnedah	Google	3	(3)
your say gunnedah	Google	2	(2)
yoursaygunnedah.com.au	Yahoo	2	(2)
Gunnedah Shire Council Your Say	Yahoo	1	(1)
Yoursaygunnedah	Bing	1	(1)
yoursaygunnedah	Google	1	(1)
Gunnedah airport funding	Bing	1	(1)
yoursaygunnedah.com	Yahoo	1	(1)
smithhurst theater gunnedah	Google	1	(1)
TOTAL		31	(31)

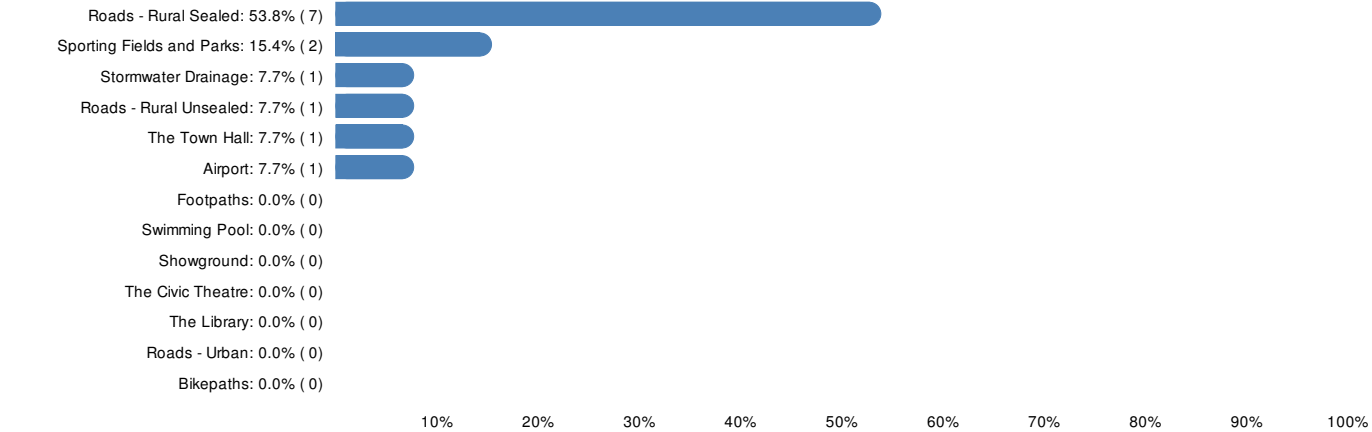
Polls		2 (2)
Voters (total)	35	(35)
Voters (% of participants)	4.7%	(4.7%)

Polls

Are you supportive of the Special Rate Variation proposed by Gunnedah Shire Council? (22)



What do you view as the most important asset in the Shire (13)



Surveys	Survey takers	Survey takers (% of participants)	2 (2)
Your Say - Special Rate Variation Survey	0 (0)	0.0% (0.0%)	Summary Browse responses
Special Rates Variation Survey	141 (141)	19.1% (19.1%)	Summary Browse responses

Form_tools	Form_tool takers	Form_tool takers (% of participants)	2 (2)
Tell us your solution to the growing cap between Council revenue and costs.	12 (12)	1.6% (1.6%)	Summary Browse responses

Guestbook	1 (1)
Guestbook entries (total)	3 (4)
Guestbook participants (total)	2 (2)
Guestbook participants (% of total participants)	0.3% (0.3%)

Q & A Search Terms (Top 20)	Views	Q & A Tag Clicks (Top 20)	Views
TOTAL		TOTAL	

People	Comments		Agrees		Disagrees		Site visits	
Bella	2	(2)	0	(0)	0	(0)	8	(8)
colleen	1	(1)	0	(0)	0	(0)	2	(2)
Melinda	1	(1)	0	(0)	0	(0)	2	(2)
ruralratepayer	1	(1)	0	(0)	0	(0)	5	(5)
Ratepayer	1	(1)	0	(0)	0	(0)	3	(3)
GFE	0	(0)	0	(0)	0	(0)	1	(1)
Crippleee	0	(0)	0	(0)	0	(0)	1	(1)
GRM	0	(0)	0	(0)	0	(0)	1	(1)
rds	0	(0)	0	(0)	0	(0)	2	(2)
TV1	0	(0)	0	(0)	0	(0)	1	(1)
sb7667	0	(0)	0	(0)	0	(0)	1	(1)
Gunnedah Galah	0	(0)	0	(0)	0	(0)	1	(1)
Stacey	0	(0)	0	(0)	0	(0)	1	(1)
smokey	0	(0)	0	(0)	0	(0)	4	(4)
Chris	0	(0)	0	(0)	0	(0)	2	(2)
simfarm	0	(0)	0	(0)	0	(0)	1	(1)
mel. holmes	0	(0)	0	(0)	0	(0)	3	(3)
Katie	0	(0)	0	(0)	0	(0)	1	(1)
morrie	0	(0)	0	(0)	0	(0)	3	(3)
Coral	0	(0)	0	(0)	0	(0)	3	(3)

TOTAL	6	(6)	0	(0)	0	(0)	89	(91)
Suburb	Participants	Comments	Agrees	Disagrees	Site visits			
GUNNEDAH	26 (26)	0 (0)	0 (0)	0 (0)	23 (23)			
CURLEWIS	4 (4)	1 (1)	0 (0)	0 (0)	7 (7)			
Mullaley	1 (1)	0 (0)	0 (0)	0 (0)	1 (1)			
Orange Grove	1 (1)	0 (0)	0 (0)	0 (0)	3 (3)			
	1 (1)	0 (0)	0 (0)	0 (0)	19 (21)			
Tambar Springs	1 (1)	0 (0)	0 (0)	0 (0)	1 (1)			
KELVIN	1 (1)	1 (1)	0 (0)	0 (0)	5 (5)			
BOGGABRI	1 (1)	0 (0)	0 (0)	0 (0)	2 (2)			
Gunnedah	0 (0)	4 (4)	0 (0)	0 (0)	24 (24)			
gunnedah	0 (0)	0 (0)	0 (0)	0 (0)	4 (4)			
Unspecified	0 (0)	0 (0)	0 (0)	0 (0)	0 (0)			
TOTAL	36 (36)	6 (6)	0 (0)	0 (0)	89 (91)			

Topic Breakdown

3 forum topics

What would you like to see the Shire of Gunnedah do more of to contribute to your lifestyle and community?

Page views	21	(21)
Votes	0	(0)
Comments	1	(1)
Agrees	0	(0)
Disagrees	0	(0)
Participants	1	(1)

What is the ONE BIG THING that you would like to see in your community?

Page views	26	(26)
Votes	0	(0)
Comments	2	(2)
Agrees	0	(0)
Disagrees	0	(0)
Participants	2	(2)

What do you like best about living in the Gunnedah Shire?

Page views	14	(14)
Votes	0	(0)
Comments	0	(0)
Agrees	0	(0)
Disagrees	0	(0)
Participants	0	(0)

News Article Breakdown

10 news articles

New forum times due to high interest

Page views	71	(71)
------------	----	------

Votes	0	(0)
Comments	0	(0)
Agrees	0	(0)
Disagrees	0	(0)
Participants	0	(0)

Special Rate Variation Options

Page views	31	(31)
Votes	0	(0)
Comments	0	(0)
Agrees	0	(0)
Disagrees	0	(0)
Participants	0	(0)

The Proposed Rate Increase

Page views	3	(3)
Votes	0	(0)
Comments	0	(0)
Agrees	0	(0)
Disagrees	0	(0)
Participants	0	(0)

Revised Special Rate Variation

Page views	38	(38)
Votes	0	(0)
Comments	0	(0)
Agrees	0	(0)
Disagrees	0	(0)
Participants	0	(0)

Gunnedah Shire Council Workshops Rate Impact

Page views	28	(28)
Votes	0	(0)
Comments	0	(0)
Agrees	0	(0)
Disagrees	0	(0)
Participants	0	(0)

Mining Assists in Reducing Rate Increase

Page views	25	(25)
Votes	0	(0)
Comments	0	(0)
Agrees	0	(0)

Disagrees	0	(0)
Participants	0	(0)
Your Say our Future		
Page views	14	(14)
Votes	0	(0)
Comments	0	(0)
Agrees	0	(0)
Disagrees	0	(0)
Participants	0	(0)
Roads, Reading and Recreation - Sustainability Supports the Community		
Page views	16	(16)
Votes	0	(0)
Comments	0	(0)
Agrees	0	(0)
Disagrees	0	(0)
Participants	0	(0)
Final Special Rates Variation Meeting - Friday 22 February 12.00pm - Mooki Room Civic Centre		
Page views	7	(7)
Votes	0	(0)
Comments	0	(0)
Agrees	0	(0)
Disagrees	0	(0)
Participants	0	(0)
Rate Rises over the Years - What it has really meant		
Page views	7	(7)
Votes	0	(0)
Comments	0	(0)
Agrees	0	(0)
Disagrees	0	(0)
Participants	0	(0)