

# Appendix 2- Survey Results

## Contents

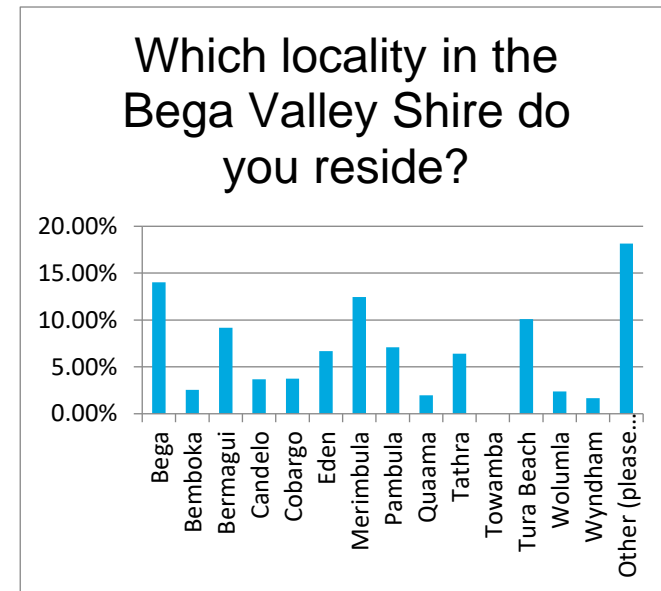
Results: Question 1- Which locality in the Bega Valley Shire do you reside?	2
Results: Question 2- Please specify which age group you belong to	3
Results: Question 3- What is your gender?	3
Results: Question 4- How important are the following to you?	4
Results: Question 5- How satisfied are you with the following?	5
Results: Question 6- Do you think there are any services Council could change, reduce or discontinue?	6
Results: Question 7- Which option do you prefer?	124
Results: Question 8- If you have any feedback you would like Council or the Independent Pricing and Regulatory Tribunal (IPART) to consider regarding the proposed special rate variation please include it below.	125

## Results: Question 1- Which locality in the Bega Valley Shire do you reside?

Question 1			
Answer Choices			Responses
Bega	14.01%		386
Bemboka	2.54%		70
Bermagui	9.18%		253
Candelo	3.66%		101
Cobargo	3.74%		103
Eden	6.68%		184
Merimbula	12.45%		343
Pambula	7.08%		195
Quaama	1.96%		54
Tathra	6.42%		177
Towamba	0.00%		0
Tura Beach	10.09%		278
Wolumla	2.39%		66
Wyndham	1.67%		46
Other (please specify)	18.14%		500
	<b>Answered</b>		<b>2756</b>
	<b>Skipped</b>		<b>7</b>

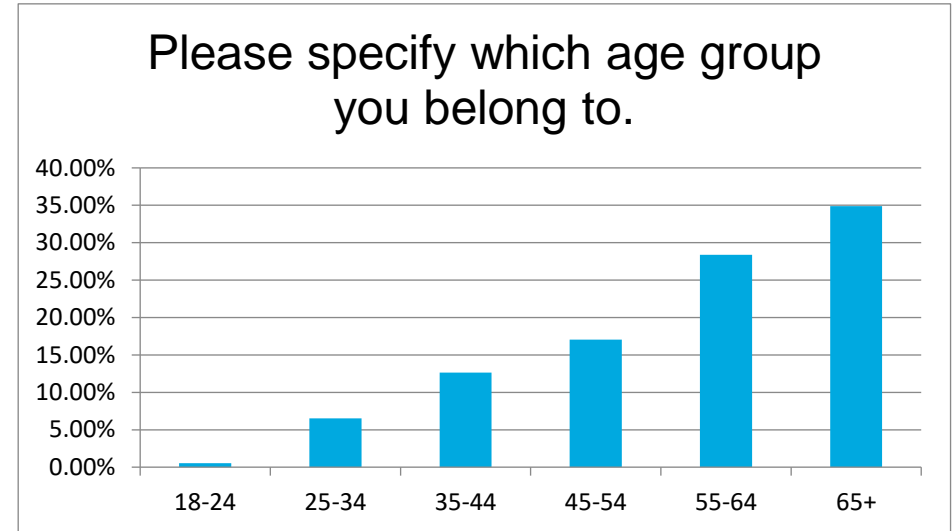
### Other (please specify):

Angledale (3), Bald Hills (7), Barragga Bay (5), Beaty Point/Wallaga Lake (1), Bemboka (1), Berrambool (2), Black Range (2), Bournda (2), Boydtown (1), Broadwater (4), Brogo (22), Brown Mountain (1), Buckajo (8), Burragate (2), Chinnock (2), Coolagolite (12), Coopers Gully (5), Cuttagee (4), Devils Hole (2), Dignams Creek (3), Frogs Hollow (3), Greendale (3), Greigs Flat (5), Jellat (2), Kalaru (58), Kameruka (2), Kanoona (3), Kiah (10), Lochiel (17), Millingandi (12), Mirador (17), Mogareeka (1), Mogilla (34), Mount Darragh (4), Murrah (8), Myrtle Mountain (3), Nethercote (11), Numbugga (11), Pambula Beach (8), Pericoe (1), Reedy Swamp (2), Rocky Hall (4), South Pambula (2), Stony Creek (6), Tanja (16), Tantawangalo (5), Tarraganda (8), Toothdale (13), Towamba (28), Verona (17), Wallaga Lake (19), Wallagoot (41), Wandella (12), Wapengo (5), Wonboyn (11), Wyndham (1), Yellow Pinch (3), Yowrie (10), various locations outside of LGA.



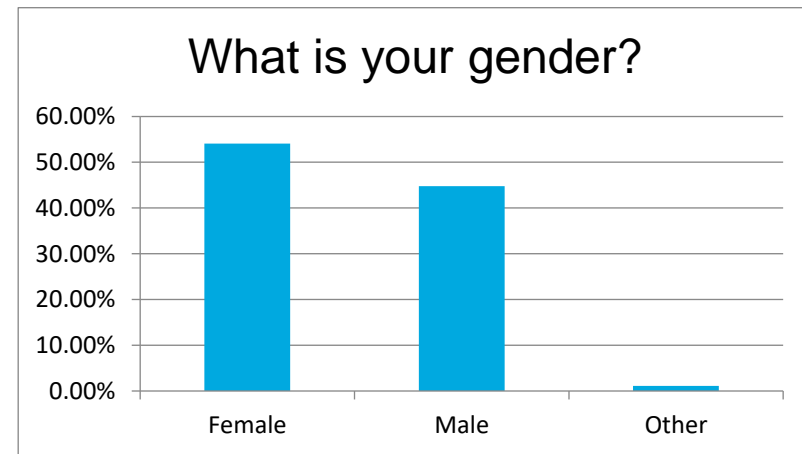
Results: Question 2- Please specify which age group you belong to

Question 2		
Answer Choices		Responses
18-24	0.55%	15
25-34	6.53%	179
35-44	12.65%	347
45-54	17.03%	467
55-64	28.37%	778
65+	34.87%	956
<b>Answered</b>		<b>2742</b>
<b>Skipped</b>		<b>21</b>



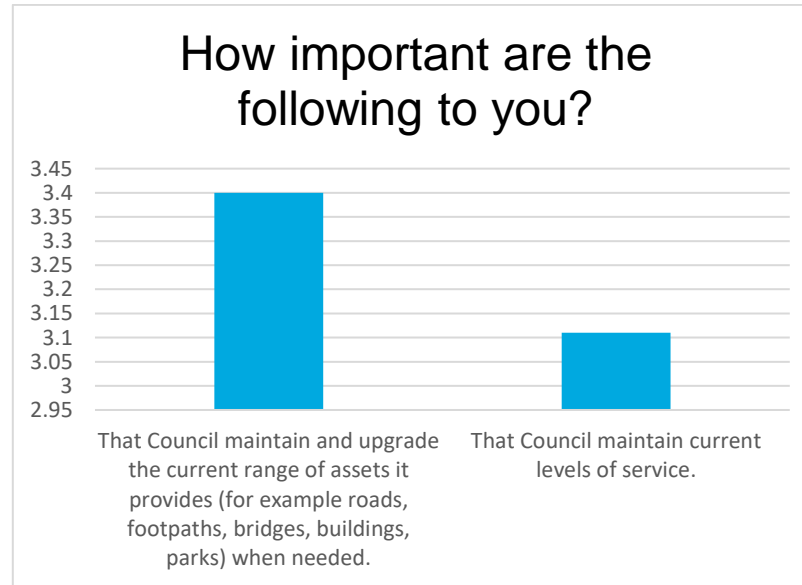
Results: Question 3- What is your gender?

Question 3		
Answer Choices		Responses
Female	54.10%	1478
Male	44.77%	1223
Other	1.13%	31
<b>Answered</b>		<b>2732</b>
<b>Skipped</b>		<b>31</b>



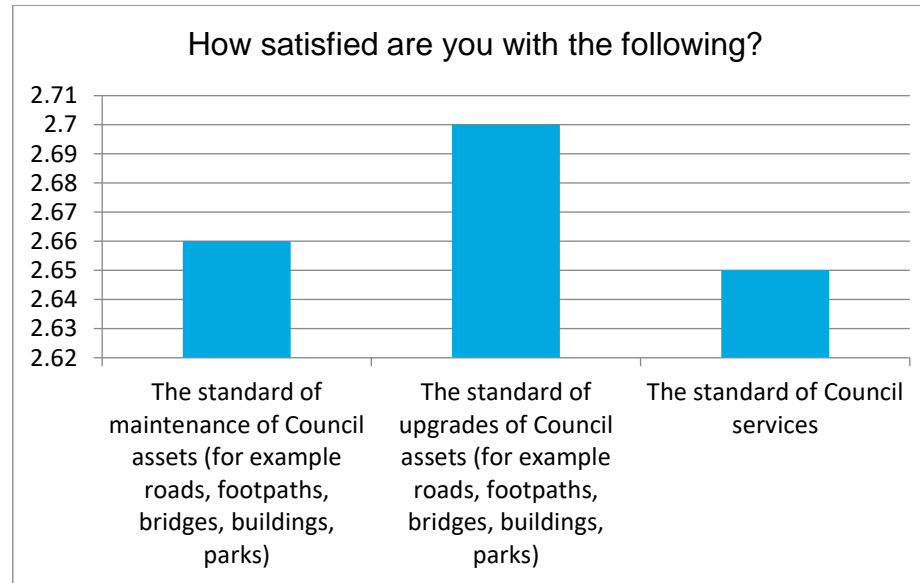
Results: Question 4- How important are the following to you?

Question 4	Not Important		Slightly Important		Important		Somewhat Important		Very Important		Total	Weighted Average
That Council maintain and upgrade the current range of assets it provides (for example roads, footpaths, bridges, buildings, parks) when needed.	6.05%	150	14.76%	366	40.20%	997	11.01%	273	27.98%	694	2480	3.4
That Council maintain current levels of service	12.47%	287	17.64%	406	38.46%	885	9.65%	222	21.77%	501	2301	3.11
<b>Answered</b>											<b>2517</b>	
<b>Skipped</b>											<b>246</b>	



Results: Question 5- How satisfied are you with the following?

Question 5	Very dissatisfied		Dissatisfied		Neutral		Satisfied		Very Satisfied		Total	Weighted Average
The standard of maintenance of Council assets (for example roads, footpaths, bridges, buildings, parks)	18.08%	455	25.51%	642	30.35%	764	24.00%	604	2.07%	52	2517	2.66
The standard of upgrades of Council assets (for example roads, footpaths, bridges, buildings, parks)	16.39%	409	24.73%	617	33.79%	843	22.73%	567	2.36%	59	2495	2.7
The standard of Council services	18.30%	449	23.73%	582	34.33%	842	21.57%	529	2.08%	51	2453	2.65
<b>Answered</b>											2527	
<b>Skipped</b>											236	



Results: Question 7- Which option do you prefer?

Question 7		
Answer Choices		Responses
Option A - An increase in rates of 90%	2.79%	65
Option B - An increase in rates applied over 2 years- 45% in 2024 and 37.2% in 2025	10.77%	251
Option C - An increase in rates of 43% with service changes required	15.10%	352
Option D - No SRV- rate peg increase only with significant service changes required	71.34%	1663
	<b>Answered</b>	<b>2331</b>
	<b>Skipped</b>	<b>432</b>

