

2021/22-2024/25 Delivery Program and 2021/22 Operational Plan





Published by Blayney Shire Council

2021/22-2024/25 Delivery Program and 2021/22 Operational

Plan Adopted 28 June 2021

For more information:

91 Adelaide St

PO Box 62

BLAYNEY NSW 2799

Phone 02 6368 2104

<https://www.blayney.nsw.gov.au>

Blayney Shire Council®. You may copy, distribute and otherwise freely deal with this publication for any purpose, provided that you attribute Blayney Shire Council as the owner.

Disclaimer: The information contained in this publication is based on knowledge and understanding at the time of writing. However, because of advances in knowledge, users are reminded of the need to ensure that information upon which they rely is up to date and to check currency of the information with the appropriate officer of Blayney Shire Council or the user's independent adviser.

Table of Contents

Message from the Mayor	4
Councillors	5
Snapshot of the Region.....	6
Council's Guiding Principles	7
Organisational Structure	8
How Council Works.....	9
Executive Services.....	10
Human Resources	10
Risk.....	11
Administration & Customer Service.....	11
Finance.....	11
Information Technology.....	12
Development Coordinator Program.....	12
Tourism.....	13
Blayney Shire Visitor Information Centre.....	15
Blayney Shire Community Centre	15
Blayney OOSH Services	15
Blayney Library	15
Youth Development	16
Sports and Oval Facilities	19
Parks and Open Spaces	21
Roads	24
Local Roads – Sealed.....	24
Local Roads – Unsealed.....	26
Regional Roads	27
State Roads	28
Street Lighting.....	28
Footpaths.....	28
Sewerage Services	29
Blayney Waste Facility	30
Town Planning	31
Cemeteries	31
Health & Food Control.....	32
Animal Control	30
Noxious Weeds.....	32

Contributions to Emergency Services	32
Framework – Community Strategic Plan (CSP).....	36
Blayney Shire Council – Future Directions	38
Introduction – What is the Delivery Program?	40
Introduction – What is the Operational Plan?	40
Future Direction 1 – Maintain and Improve Public Infrastructure and Services	41
Future Direction 2 – Build the Capacity and Capability of Local Governance and Finance	45
Future Direction 3 – Promote Blayney Shire to grow the Local and Visitor Economy	49
Future Direction 4 – Enhance facilities and networks that support Community, Sport, Heritage and Culture	52
Future Direction 5 – Protect Our Natural Environment	54
Resourcing Strategy	57
Revenue Policy	57
Income Statement – 4 Years.....	58
Capital Expenditure Program – 4 Years	61
How Council Raises its Revenue from Ratepayers	69
Rates and Annual Charges	72
Rating Structure for the 2021/22 Rating Year	72
Rate structure 2021/22	73
Annual Charges Sewer Services for Blayney and Millthorpe	74
Liquid Trade Waste Charges for 2021/22	76
Annual Charges - Waste Management.....	76
Proposed Borrowings.....	78
Council Borrowings.....	78
Pricing Policy	78
Goods and Services Tax	80
Attachment:	
2021/22 Schedule of Fees and Charges	

Message from the Mayor



Mayor
Scott Ferguson

On behalf of my fellow Councillors I would like to present our 2021/22 Operational Plan for Blayney Shire Council. This is our last budget for the term of this current council and builds on the past three years of strong investment and support for our community and our shires infrastructure.

This new financial year will see our general rates rise by 2% as recommended by IPART and we have endeavoured to share this increase across the rate categories as equitably as possible. Also we will see no increase in our domestic waste charge (red and yellow bins) and a small increase of \$6 to our waste management levy.

Through the Resources for Regions program of \$3.06m Council will invest in upgraded roof and solar panels at Centrepont, Blayney Library and Main Street master plans as well as rehabilitation work on Carbine Road. A further \$1.92m will be spent on Panuara Road under the Fixing Local Roads program.

Council has also received grant funding of \$905k under Fixing Country Bridges program as Council invests a total of \$2m to continue our replacement and upgrades of timber bridges throughout the shire. A very exciting project this year will be the new change rooms and upgrades to King George Oval and the completion of current Stronger Country Community projects right throughout the shire which will be a great achievement by staff and community groups.

Council will continue to work closely with our State and Federal members who have strongly supported Council's infrastructure and community plans. These positive partnerships have enabled Council to deliver the upgrades and renewals of our communities' assets and improve the lifestyle of our residents now and into the future.

Blayney Shire Council and my fellow Councillors look forward to another busy productive year working with the community and delivering our Operational Plan on their behalf.

Councillors

Blayney Council consists of seven Councillors who equally represent the entire Local Government Area. The Mayor and Deputy Mayor are nominated and elected by their fellow Councillors.

Local Government elections are being held on Saturday 4th September 2021. It is compulsory for all residents within the Council area to vote if their names appear on the electoral roll.



Cr Scott Ferguson
(Mayor)



Cr Alan Ewin
(Deputy Mayor)

Non-resident property owners may vote if they make application for their names to be included on a non-residential roll.

Councillors are always happy to hear from members of the community about issues of interest and concern.



Cr Scott Denton



Cr David Kingham



Cr John Newstead



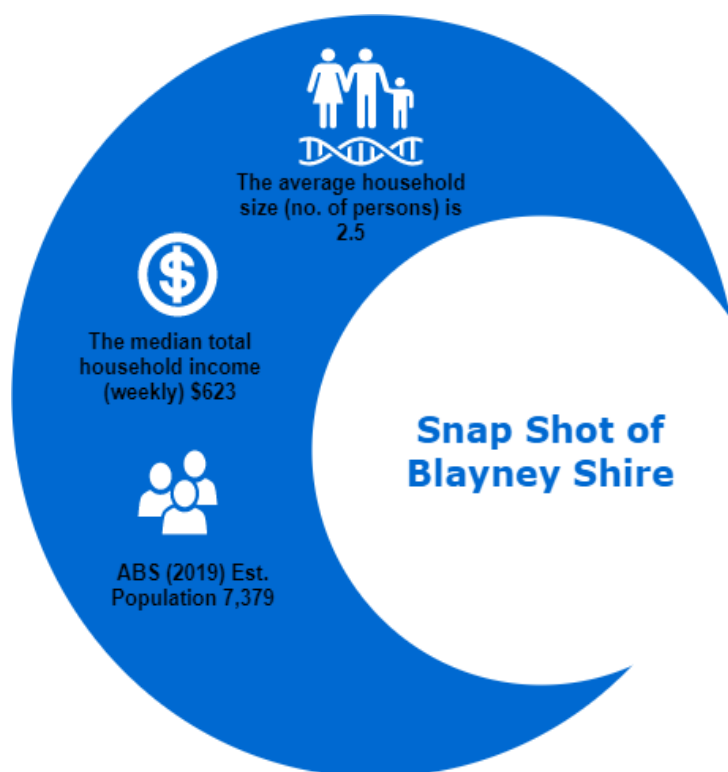
Cr Bruce Reynolds



Cr David Somervaille

Snapshot of the Region

Blayney Shire Council encompasses the townships of Blayney, Carcoar (the third oldest inland settlement in New South Wales), the national trust designated village of Millthorpe and the smaller villages of Lyndhurst, Mandurama, Garland, Kings Plains, Burnt Yards, Browns Creek, Caloola, Forest Reefs, Errowanbang, Hobbys Yards, Moorilda, Panuara, Tallwood, Barry, Neville and Newbridge¹.



The main town in the Shire is Blayney, situated some 37km west of Bathurst, around 34.1km south of Orange and approximately a 3 hour drive to the outer suburbs of Sydney.

The Shire of Blayney encompasses approximately 1,524.7 square kilometres of well-watered, gently undulating to hilly country on the Central Tablelands.

Much of the land is elevated, at over 900 metres above sea level, with the climate being partially suitable for cool climate crops and trees.²

Blayney Shire is predominately rural in nature, fostering primary industries such as dairying, beef, lamb, wool, viticulture, orchards, potatoes, canola and other grains. Mining is also a key industry and the area is also home to other industrial activities such as manufacturing, transportation and food processing. Blayney supports 2,991 jobs and has an annual economic output of \$1.884 billion.³

¹ Review Report, Blayney Shire Council September 2007, Department of Local Government

² Review Report, Blayney Shire Council September 2007, Department of Local Government.

³ 2020, *Remplan Economy Profile*, Compelling Economics Pty Ltd.

<<https://app.remplan.com.au/blayney/economy/trends/jobs?state=Q548H6!nevlCXbEWT2Wydvsx2xAbsMsLhaX2UZhPhmyuRhaIWW12cxXZ>>

Council's Guiding Principles

The Local Government Act requires Council to carry out its functions in a way to support local communities to be strong, healthy and prosperous. The following general principles apply to the core functions of Council to:

- Provide strong effective representation, leadership, planning and decision-making.
- Carry out functions that provide the best possible value for residents and ratepayers.
- Plan strategically, using the Integrated Planning and Reporting (IP&R) framework, for the provision of effective and efficient services and regulation to meet the diverse needs of the local community.
- Apply the IP&R framework in carrying out functions to achieve desired outcomes and continuous improvements.
- Work co-operatively with other councils and the State government to achieve desired outcomes for the local community.
- Manage lands and other assets so that current and future local community needs can be met in an affordable way.
- Work with others to secure appropriate services for local community needs.
- Act fairly, ethically and without bias in the interests of the local community.
- Be responsible employers and provide a consultative and supportive working environment for staff.

The following principles apply to decision-making by Council to:

- Recognise diverse local community needs and interests.
- Consider social justice principles.
- Consider the long term and cumulative effects of actions on future generations.
- Consider the principles of ecologically sustainable development.
- Be transparent and decision-makers will be accountable for decisions.
- Promote community participation by actively engaging with the local community.

The following principles of sound financial management apply to Council:

- Spend in a responsible and sustainable manner, aligning general revenue and expenses.
- Invest in responsible and sustainable infrastructure for the benefit of the local community.
- Have effective financial and asset management, including sound policies and processes for the following:
 - performance management and reporting,
 - asset maintenance and enhancement,
 - funding decisions,
 - risk management practices.
- Have regard to achieving intergenerational equity, including ensuring policy decisions are made after considering their financial effects on future generations and that the current generation funds the cost of its services.

Organisational Structure

Council

General Manager

- Rebecca Ryan -

Executive Services, Councillors, Human Resources, Risk/WHS and Emergency Services, Projects Management, Community and Economic Development, Civic Functions/Council Events, Australia Day, Town and Villages Meetings, Tourism, Media/PR and Communications

Director Corporate Services

- Anton Franze -

Governance, Customer Services, Financial Services, Records Management, Information Technology, Geographical Information (GIS), Children's/Family Services, Aged and Disability Services, Community Centre and Cultural Services

Director Infrastructure Services

- Grant Baker -

Roads and Bridges, Footpaths, Asset Management, Sporting Grounds, Parks and Gardens, Wastewater, Public Conveniences, Street Cleaning, Stormwater Drainage, Fleet and Plant, Emergency Services, Quarries and Pits, Private Works, Buildings Maintenance, Stores and Works Depot

Director Planning and Environmental Services

- Mark Dicker -

Town Planning, Building Control, Environmental Health, Waste Management, Animal Control, Public Cemeteries, Centre Point Sport and Leisure Centre, Fire Protection, Environmental Sustainability and Education



How Council Works

The powers of Council are derived from the Local Government Act 1993 and other legislation enacted by the Parliament of NSW. The Local Government Act and its Regulations serve as an administrative and structural blueprint for all New South Wales Councils.

Local government elections were held in September 2017, electing seven Councillors to Blayney Shire Council. These elected representatives meet regularly at formal Council meetings to make decisions on policies and other important issues. Council employees implement these decisions. There are also a number of committees that comprise of Councillors and Council employees. These committees also meet regularly and make recommendations to Council.

It is the responsibility of Councillors to make decisions on all areas of policy and budget priorities, including the level and extent of works and services to be provided throughout the year. These decisions are adopted through a majority voting system, with each Councillor having one vote.

The General Manager is the chief administrative officer and is appointed by Council. The responsibilities of this position include the overall administration of the Council organisation and employee matters, management of the Council's financial affairs, the implementation of policies and advising Council on all aspects of local government. Council's main sources of revenue are rates, government grants, investments, fees and other charges. This income is used to provide a range of services.

Meetings Open to the Public

Monthly Council Meetings are held on the third Monday of each month at 6.00pm. Members of the public are welcome and encouraged to attend regular Council meetings. The Chairperson of the Council meetings is the Mayor, or Deputy Mayor if the Mayor is absent. The General Manager and Executive Team attend these meetings and, if needed, provide additional information on matters being considered.

Public Forums

Public forums provide an ideal opportunity for our community to raise issues with Councillors during a Council meeting. Each speaker has at least five minutes to address Council. To be included on the meeting agenda, please complete a Public Forum Speaker request and submit it to Council prior to 4.30pm on the day of the meeting. Information on the Public Forum is available from Council reception or our website using the link www.blayney.nsw.gov.au/your-council/council-meetings-and-committees. Each year, the Delivery Program will be reviewed as part of the development of the Operational Plan and the findings will be exhibited. Council welcomes feedback on the Delivery Program and Operational Plan, and the services it provides.

All community members are invited and encouraged to express their views, either in writing or by talking to Councillors or Council staff.

Executive Services

The General Manager's office is responsible for all aspects in relation to the management and leadership of the organisation. The General Manager must efficiently and effectively manage the organisation and without undue delay implement the decisions of the Council. In particular, the General Manager is responsible for ensuring that Council meets all legislated compliance and reporting requirements including the IP&R framework.

Executive Services supports the elected body of Councillors who represent the diverse interests of the town, villages, rural and business communities of the Shire. Budgets are allocated to ensure Councillors are able to undertake their civic duties effectively.

The review of the Blayney Shire Community Strategic Plan and Resourcing Strategy will be undertaken this year, as part of the Integrated Planning and Reporting framework.

Human Resources

Council's Human Resources (HR) division coordinates and administers all aspects of the Council's human resources including:

- Human Resource Strategy
- Workforce Planning
- Recruitment
- Employee Training and Development
- Performance Management
- Compliance with statutory requirements (e.g. Working with Children Check)
- Leadership Development
- Equality & Diversity Management
- Work-Life Balance
- Industrial and Employee Relations
- Workers Compensation & Injury Management
- Work, Health & Safety & Welfare
- Employee Assistance Program

HR is an internal service provider with a strong focus on ensuring that Council has the people and performance capabilities necessary to fulfil its corporate objectives.

The goal of HR is to provide quality and timely information and support services in all aspects of Council's HR function.

Council's annual training budget is developed by HR, in consultation with relevant departmental Directors and Managers to ensure that Councillors and staff are suitably trained and skilled to proactively deliver the full range of services that Council provides to its community and other stakeholders.

A key document that will be prepared this year is the 4 year Workforce Management Plan which is part of the Resourcing Strategy, to be approved by the newly elected Council.

Risk

The WHS & Risk Coordinator facilitates the development, review and implementation of Council's Risk Management Strategy and processes. This includes leading and encouraging a culture of risk awareness across all aspects of Council's operations. A part of Council's Risk Management is the development, implementation and review of Work Health and Safety (WHS) programs, policies and procedures to ensure continuous improvement and compliance with WHS Legislation.

Council is a member of Statewide Mutual and participates in their risk management program. Council receives a participation incentive bonus and rebates based on claims experience. This funding, whilst discretionary, enables Council to implement Risk Management initiatives to reduce Council's exposure to risk. The Council's forecast annual Insurance Premium is \$446,322.

The StateCover WHS financial incentive is provided to Council to fund improvements in WHS performance particularly in areas identified by the StateCover Self-Audits and reviews. The Council's forecast annual insurance premium is \$138,107.

Incentive bonus improvement rebates for this forecast period will be subject to the current economic conditions and Council meeting any performance criteria required to be met. Any rebates received will be for the provisions of improvements within Council on Risk and WHS matters.

Administration & Customer Service

Council's Administration and Customer Services team is responsible for the provision of support to departmental staff within Council. It is also responsible for ensuring that the organisation meets statutory reporting requirements and the delivery of efficient and effective customer services to both Council and the community.

These services include the provision of:

- First point of contact customer enquiry services including prompt and accurate cashier services encompassing receipt of payments for rates, debtors, development applications, certificates and miscellaneous payments;
- Secretarial support, incorporating minute taking, preparation of correspondence and draft reports;
- Document control including scanning, registration and allocation of all correspondence to responsible staff.

Finance

Council's Finance team is responsible for the management of all financial aspects of Council's business. This includes daily functions such as accounts payable, accounts receivable, rating, general ledger administration, cash management, investment management, and tax compliance (GST and FBT). In addition, there are a number of major projects undertaken such as the preparation of Council's Budget, Long Term Financial Plan, Financial Statements, Quarterly Budget Review Statements and other Integrated Planning and Reporting Framework requirements.

Finance is a support function for the Council team and is essential in ensuring that the provision of services by Council is cost effective, efficient, and financially sustainable in the long term. Finance is also responsible for aspects of financial governance and is the principal contact for both internal and external audit.

Information Technology

Council's Information Technology (IT) team provides a professional service that supports the needs of staff and Councillors to deliver the IT Strategic Plan with an operational budget of \$256,213. This includes telephone, software/licensing, hardware, mobile devices and internet services. Third party IT consultants are engaged to deliver various projects including infrastructure upgrades, external websites, telephone and GIS services. Council offices, being the Administration Building, Works Depot, Sewerage Treatment Plant and CentrePoint Sport & Leisure are interconnected with microwave communication links. This allows core infrastructure to be centrally located.

A planned capital budget for 2021/22 of \$92,645 includes \$55,000 to undertake necessary desktop hardware replacement which ensures hardware and software compatibility is maintained.

Development Coordinator Program

With the completion of individual Town and Village Community Plans, each Town and Village has a project list of community, tourism, heritage, cultural, public infrastructure, economic growth and environmental based projects. \$20,000 is allocated to engage the services of two part time Development Coordinators, to support volunteer and community organisations from the smaller villages to the east and south of the Shire in sourcing external grants to deliver their local projects and programs.

Council has asked for a review of this program to be undertaken this year.

The Development Coordinator budget of \$20,000 is allocated as follows:

Northern Villages: Barry, Hobbys Yards, Newbridge and Carcoar	\$10,000
Southern Villages: Neville, Mandurama and Lyndhurst	\$10,000

The objective of this program is to build the capacity of leaders and volunteer organisations in our small villages and provide access to support for attracting grants, coordinating events and building community resilience.

Council provides an additional \$10,000 which supports both Blayney Town Association and Millthorpe Village Committee for the reimbursement of Association incorporation expenses, Public Liability Insurance and administration costs.

Blayney Town Association	\$5,000
Millthorpe Village Association	\$5,000

Council supports a Village Enhancement Program budget of \$153,000 which is allocated to local community infrastructure improvement and renewal projects throughout the Shire. Council works with the Village Committees, Progress Associations and Hall Committees to determine those projects funded and completed, in consultation with the respective Town/Village Community Plans.

Tourism

Council reviewed and adopted the Tourism Destination Management Plan (2019-2023) which aims to promote Blayney Shire to grow the local and visitor economy. Council funds a Manager Tourism & Communications who coordinates activities across Blayney Shire and develops proactive strategies to build the visitor economy in the region. The role has the responsibility of working with local residents, businesses, tourism operators, volunteers, Council committees and community groups to develop a program of activities to promote the region, increase visitation and drive economic growth. Taking a leadership role and sharing expertise, building relationships and capacity of local business and operators to further develop the area.

Our goal is to support an overall Destination NSW objective to increase the number of visitors and extend the length of visitor nights in the local area, region and in NSW. Council plays an active role in driving visitor numbers through a multi-level collaborative strategy with key stakeholders. These stakeholders include local volunteers, individual tourism operators, community and village progress groups, Tourism, Council's Towns & Villages Committee, Orange 360, Central NSW Tourism, Destination Network Country & Outback Region, Destination NSW and tourism industry associations.

A number of collaborative marketing campaigns are coordinated and promoted by Council supporting core themes of what the area stands for such as, four distinct seasons, heritage villages, events, art & culture, food & wine, landscape and sporting events.

2021/22 will focus on supporting the Platform Arts Hub Blayney at Blayney Railway Station to implement the 52 Weeks of Creativity Program to create a vibrant creative and cultural hub for the local community and tourists alike as well as developing tourist trails, upskilling local business owners and working with businesses and community groups on new events.

Tourism promotions and marketing includes social media (Facebook and Instagram), Australian Tourism Data Warehouse listings, e-newsletters, media relations, advertising, marketing material such as posters, flyers, brochures, tourism videos, maps, banners, tourism billboards, community notice boards, tourism infrastructure including village beautification, TASAC and navigational signage, promotions, events and workshops. Product development and continuous improvement is a focus to improve the visitor experience and encourage return visitation.

Regional partnerships and membership opportunities help to broaden promotional reach to drive the visitor economy and achieves economies of scale. Connections to industry

groups, neighbouring Councils, Government Agencies, Central West Business HQ, Arts OutWest and the Regional Tourism Network Destination Country and Outback NSW.

Council is a member of regional tourism groups including Central NSW Tourism which covers 10 Local Government Areas across the Central West.

Blayney Shire Council also commits \$60,000 per annum for 4 years to contribute to the destination marketing organisation Orange360. Orange360 is a partnership with Blayney, Orange and Cabonne Councils with the primary Key Performance Indicator to drive the value of our visitor economy by increasing visitor numbers and the level of activity they enjoy during their stay.

Council also supports the Blayney Shire with community development activities, event management, financial assistance and promotions of key civic events including Carcoar Australia Day, Millthorpe Markets, Newbridge Winter Solstice, Blayney Farmers Markets, agriculture shows, Sculptures by the Bush, Christmas lights decorations, Garage Sale Trail, business workshops and forums.

Blayney Shire Council has a Tourism Development Fund which provides support to both not-for-profit entities and local businesses to host events and produce marketing projects aimed to promote to grow the visitor economy in the Blayney Shire. The fund is open to all local businesses (individuals, partnerships and sole traders) and Incorporated Associations who are residents or who conduct their activities in the Blayney Shire Local Government Area. Tourism Development Fund has an allocation of \$10,000 per year.

Blayney Shire Council has a Tourism Marketing and Promotions budget of \$267,701 including the \$60,000 annual contribution to Orange360, \$10,000 for the Tourism Event Development Program, \$35,000 for marketing and promotions, \$7,500 Central NSW Tourism membership, \$25,000 for events and staffing.



Blayney Shire Visitor Information Centre

Blayney Shire Council works with a team of volunteers from the Blayney Arts & Crafts Council to oversee and manage community and visitor information services at 'The Cottage' at 97 Adelaide Street, Blayney for a cost of \$38,754 per annum. Council supports volunteers with training, marketing material, information sheets, flyers, souvenirs, insurance costs and general support to help promote Blayney and its historic villages. Council supports the volunteer activities of the Information Centre (VIC) and maintains the building and grounds at The Cottage.

The Cottage is leased to a local commercial café operation. The net operational budget for the Visitor Information Centre is \$16,747.

Blayney Shire Community Centre

The Community Centre is a multipurpose, fully accessible function centre used for a variety of events including weddings, balls, school and sporting events, meetings, conferences, training and exhibitions. The facility can accommodate a range of different events up to 400 people. Facilities include a commercial kitchen, bar facilities, toilet amenities, stage and dance floor, and audio/visual.

The Community Centre may be configured into two separate meeting rooms (Chambers and Cadia Room) or half hall (Stage Room), if required. Wi-Fi is available to conference and event hirers. Off street car parking is also available.

The Community Centre is regularly booked by various businesses, government agencies, community groups, schools, sporting groups and individuals. Total expenditure forecast for operation of the facility in 2021/22 is \$119,868 and income for 2021/22 is forecast at \$16,065.

Blayney OOSH Services

After School Care or Out of School Hours (OOSH) service is operated in the Blayney Shire and delivered by Cabonne Shire Council. It operates 5 days a week from 3.00pm to 5.30pm during school terms at Blayney Public School and at the Millthorpe School of Arts. Council makes an annual contribution of \$10,000 to assist its retention and sustainability in the Blayney Shire. The service is largely funded by the Australian Department of Education, Skills and Employment via the Child Care Subsidy and administration charges from parents.

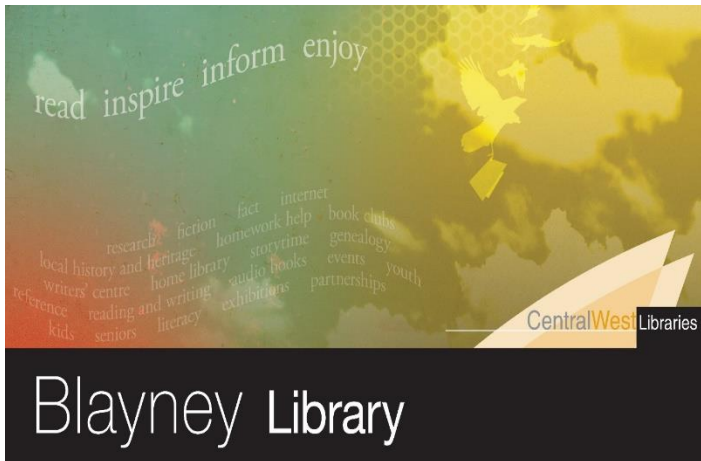
Blayney Library

Council maintains the Blayney Library, located at 48 Adelaide Street, Blayney through its partnership with the Central West Libraries.

Council receives a subsidy of \$79,270 for provision of library services from the State Library of NSW. The library service attracts a budget of \$140,527 (Nett of subsidy) and has grown to provide more than just books to borrow, with modern libraries becoming a vital community asset where all ages can research information, access the internet and obtain social interaction.

Blayney Library carries a range of services for adults and children including:

- Fiction books
- Non-fiction books
- Audio books and magazines
- Online books and magazines
- Large print materials
- Newspapers
- Video collection
- Talking books and music CD's
- Local studies and family history resources
- A ready reference collection suited to homework and general needs.



A number of activities and programs are conducted through the Central West Libraries service to help promote the library services. Membership of the Blayney Library provides access to all Central West Libraries branches, located in the Orange, Cabonne, Cowra and Forbes Local Government Areas.

Youth Development

The Youth Development Program is responsible for encouraging, engaging and empowering youth across the shire, for the continued enhancement of long-term social, economic, and environmental conditions of their community.

The Youth Development program focusses on developing and building upon a culture of a positive youth community.

Council is able to raise community awareness of youth through local community youth-led action by:

- Engaging the youth in community decision making processes
- Advocating with and for young people relating to youth issues
- Identifying and addressing service gaps
- Creating connections between the youth of the Shire
- Working with young people at a community leadership level.

A major focus each year is the facilitation of youth activities to celebrate Youth Week across the Shire, funding of which is provided by the NSW Government and Council. The Blayney Council Youth Week projects allocation is \$5,254 offset by a 50% subsidy each year. Through this program community organisations may seek grants for worthy projects that engage youth and provide young people with an opportunity to express their views and act on issues that impact on their lives.

CentrePoint Sport & Leisure Centre

In 2020 Blayney Shire Council completed a \$4.8 million aquatic upgrade of the Blayney CentrePoint Sport and Leisure Centre (CentrePoint). The purpose of the aquatic upgrade was to renew and upgrade the swimming pools constructed in 1966; and the associated plant infrastructure and amenities of the Leisure Centre.

Key features of the aquatic upgrade included; renovation of toilets and change rooms, new pre/post shower area and raising the water level of all 3 pools to concourse level.

Accessibility was significantly improved through the installation of a new pool pod to the 25m pool, construction of a compliant access ramp to the middle pool and new unisex accessible toilet facilities which are also family change rooms.

Behind the scenes, the upgrade included a complete upgrade of the plant room and all pipework, installation of a new, modern water disinfection/filtration plant and the ability to separate the temperature control for each of the 3 individual pools.

Lap swimmers can now swim at the recommended 26° and the middle pool can enjoy water exercise and hydrotherapy up to a maximum 32°. The warmer water in the middle pool now comfortably caters for water aerobics and Learn to Swim classes; helping to prevent chattering teeth from the cold during lessons. The new toddler pool incorporating an aqua slide tower which assists and encourages younger children to experience water in a safe, interactive and fun environment.



With completion of the aquatic upgrade Blayney Shire now boasts one of the most modern and accessible aquatic facilities in regional NSW. The facility is fast becoming a destination, attracting patrons from Blayney, its villages and the wider region.

Council in addition to committing the investment for the aquatic upgrade project, also requested an operational review of all services and operations at CentrePoint be undertaken and completed whilst the aquatic area was closed for the aquatic upgrade.

Council was concerned with declining membership numbers and financial impost of CentrePoint on Council operations as a whole. The review whilst the facility was closed provided an opportunity to identify efficiencies and consider means of increasing membership, users and revenue.



The operational review acknowledged whilst many Council's own and operate swimming pools (particularly outdoor ones for 6 months of the year), it is rare for a small rural Council like Blayney Shire to own and operate an entire indoor; aquatic Centre, sporting facilities and gym facilities in one complex which is open all year round.

The operational review concluded if Council retained the management, CentrePoint would not maximize or reach its full potential for; patrons, the community or Council.

Council subsequently resolved at the June 2020 meeting to appoint YMCA with a licence to provide the operational management of CentrePoint Blayney in 2020/21 with an option for 2021/22.

YMCA have created a culture and platform of industry specialist guidance and direction too existing local staff which is benefiting the health and wellbeing of Blayney Shire residents, particularly post COVID restrictions. Engagement of YMCA to provide operational management has introduced aquatic and leisure Centre expertise which has resulted in an increase in patronage and significantly improved financial performance of CentrePoint.

Learn to Swim enrolments have doubled from a budgeted 332 children to 696 children currently participating in the Learn to Swim and Squad programs. Total Swimming Pool visitation has grown from 5,156 in September 2020 to 6,774 in February 2021.

The net operational cost of this facility including utilities and depreciation forecast for 2021/22 is \$1,149,768

Sports and Oval Facilities

Council maintains many recreational facilities that allow for the enjoyment of community and sporting associations, with a net Operational budget of \$449,282. The level of service may vary depending on the season and number of sporting events held. In summer months, irrigated sporting fields have increased mowing requirements for example.

There are varying levels of amenities that determine what the facility can cater for as outlined in the following table:

Facility	Service Description	Amenities and Facilities provided	What Council is responsible for	Annual Cost Exc. Depreciation
King George Oval Blayney	Premier	<ul style="list-style-type: none"> – 2 irrigated fields – Turf wicket – 2 Grandstands – Track and Field facilities – Lighting – Scoreboard – Canteen – Toilets – Change Rooms 	<p>Weekly</p> <ul style="list-style-type: none"> – Mowing – Ground preparation – Line marking – Irrigation inspection and maintenance – Toilets/Change rooms cleaning – Grandstand and surrounds <p>Generally serviced weekly, more subject to booked events Annual soil amendments (Fertilizer / Top-dress)</p>	\$107,505
Redmond Oval Millthorpe	Premier	<ul style="list-style-type: none"> – Lights – 1 irrigated field – Synthetic wicket – 2 Practice nets – Lighting – Canteen – Toilets – Change Rooms – BBQ's – Playground – Skate Park – 2 Tennis Courts 	<p>Weekly</p> <ul style="list-style-type: none"> – Mowing – Ground preparation – Line marking – Irrigation inspection and maintenance – Change rooms <p>Daily</p> <ul style="list-style-type: none"> – Toilet cleaning <p>Generally serviced weekly, more subject to booked events Annual soil amendments (Fertilizer / Top-dress)</p>	\$60,500

Facility	Service Description	Amenities and Facilities provided	What Council is responsible for	Annual Cost Exc. Depreciation
Napier Oval Blayney	Main	<ul style="list-style-type: none"> - 2 irrigated fields - Synthetic wicket - Lighting - Toilets - Change Rooms 	Weekly <ul style="list-style-type: none"> - Mowing - Ground preparation - Line marking - Irrigation inspection and maintenance - Toilets / Change rooms cleaning <p>Generally serviced fortnightly, more subject to booked events and season</p>	\$17,000
Dakers Oval Blayney	Main	<ul style="list-style-type: none"> - 1 field - Synthetic Wicket - 3 practice nets - Toilets/Change Rooms 	Monthly <ul style="list-style-type: none"> - Mowing Ground preparation Daily <ul style="list-style-type: none"> - Toilets / Change rooms cleaning <p>Generally serviced fortnightly, more subject to booked events and season</p>	\$40,000
Blayney Showground	Main	<ul style="list-style-type: none"> - 1 irrigated field - Multiple playing fields - Toilets - Showers - Canteen - Kitchen - Harness racing track - Central West Equestrian and Livestock Centre encompassing: <ul style="list-style-type: none"> o Covered equestrian and livestock arena o Outdoor dressage / equestrian Arenas o Various equine and agricultural show facilities 	Fortnightly / Monthly <ul style="list-style-type: none"> - Mowing - Ground preparation - Line marking - Irrigation inspection and maintenance Weekly <ul style="list-style-type: none"> - Toilets cleaned - Equestrian arena preparation on an as needs basis Bi monthly <ul style="list-style-type: none"> - Mowing and inspections main surrounds/livestock and equestrian areas <p>Generally serviced monthly, more subject to booked events and season</p>	\$96,117

Facility	Service Description	Amenities and Facilities provided	What Council is responsible for	Annual Cost Exc. Depreciation
Carcoar Sportsground	Local	<ul style="list-style-type: none"> - 1 field - Lighting - Toilets - Change Rooms - Multi-purpose court - Playground - BBQ 	Daily - Toilets cleaned Monthly - Mowing Generally serviced monthly, more subject to season, line marking dependent upon booked events	\$4,650
Lyndhurst Recreation Ground	Local	<ul style="list-style-type: none"> - 1 field - Synthetic wicket - 2 Practice nets - Multi-purpose court - Playground - Toilets - Canteen - Dump Point - BBQ 	Weekly - Toilets cleaned Monthly - Mowing - Dump Point emptied when required Generally serviced monthly, more subject to booked events	\$14,200

User Agreements are entered into with individual sporting clubs / associations for each facility identifying the period / time of use and fees paid in accordance with Council's fees and charges.

User fees are determined based upon Council's pricing principal to recover a minimum 8% of the annual operations cost for the individual facility.

In 2022 a number of sporting ground projects have been funded by both State and Federal Government Programs which includes:

- Neville Multi-purpose Court - \$150,000 (works commenced in 2020/21, total project cost is \$250,000)
- King George Oval Change Rooms - \$1,046,594

Parks and Open Spaces

Council manages a total of 15 Parks and 16 Open Spaces across the Shire. Council's budget allocation excluding depreciation for these works is \$1,141,035. Council focuses its efforts on parks, with cleaning of amenities, maintenance of play equipment, soft fall, tree pruning, weed management, and mowing.

Carrington Park, Redmond Oval and Heritage Park are inspected weekly. All others are inspected monthly.

Council's secondary focus following its established parks is the maintenance of the various open spaces across the Shire. Council's maintenance of these areas consists of mowing/slashing, tree pruning, and weed management. Council endeavours to keep these areas tidy, as they are often located towards the entrances of town. Due to the varying growth rates depending on the given season, and the ability to access these during wet periods, areas may go unmaintained for a number of months as Council focuses on its Parks and Sporting facilities.

Cleaning of toilets, BBQs and removal of rubbish is undertaken on a daily or weekly basis on weekdays only. Any weekend or additional cleaning is on an as needed basis subject to special events, where Council has been notified and suitable arrangements put in place.

Environmental plantings and regeneration programs are an important component of many of the town and village parks, along creeks, adjoining native vegetation areas and open reserves including Pound Flat in Carcoar, cemeteries and the open space from Dakers Oval to Church Street.

Street verges across the Shire are the responsibility of the property owner to maintain. Depending on the growth rate through the season, and availability of resources, Council may undertake some maintenance of verges throughout the Shire on an ad-hoc basis. This work is specifically excluded in Council's annual plan, and is only undertaken as resources allow.

Trees are inspected and audited with pruning undertaken on an annual basis where required. New trees are regularly watered and community support is essential with watering for longevity and survival of new plantings.



Parks and Open Space	Playgrounds	Public Toilets and/or BBQs
Town or Village and Service Regime		
Blayney – Daily (cleaning and maintenance)		
– Heritage Park – Carrington Park	– Heritage Park – Carrington Park	– Heritage Park – Carrington Park
Blayney – Weekly (cleaning and maintenance)		
– Albert Cook – Innes Park – Gilchrist Street – CentrePoint – Billy Soo – Church Hill – Frog Hollow – Medway Street – Cowra Road – Bathurst Road – Orange Road – Industrial Area – Depot – Hobbys Yards Road – Council office precinct – Presidents Walk – Goose Park – Belubula River Walk – Blayney Tennis Court Surrounds		
Millthorpe - Daily (cleaning and maintenance)		
– Redmond Oval	– Redmond Oval	– Redmond Oval – Railway Station
Millthorpe - Weekly (cleaning and maintenance)		
– Mill Green		
Neville - Weekly (cleaning and maintenance)		
– Memorial Park	– Memorial Park	– Memorial Park
Newbridge - Weekly (cleaning and maintenance)		
– Showground	– Showground	– Showground
Barry - Weekly (cleaning and maintenance)		
– Community Hall	– Community Hall	– Community Hall
Mandurama		
– Recreation Ground	– Recreation Ground	– Recreation Ground
Carcoar - Daily (cleaning and maintenance)		
– Sportsground – Kurt Fearnley – RFS Fire Shed – River Park – Pound Flat	– Sportsground – RFS Fire Shed –	– Sportsground – Kurt Fearnley – RFS Fire Shed
Lyndhurst - Daily (cleaning and maintenance)		
– Capital Park – Recreation Ground	– Capital Park –	– Capital Park – Recreation Ground

Roads

Roads within the shire are maintained by Council subject to the road classification and condition hierarchy and service level.

In 2021/22 Council has forecast funding for roads via the following:

Federal Financial Assistance Grant (FAG's) Roads Component	\$918,625
Federal or State Government Capital Project Grants	\$1,470,796
Transport for NSW (TfNSW)	\$343,000
Mining Special Rate Variation (SRV)	\$1,675,258
TOTAL	\$4,407,679

Council has submitted an application to the Independent Panel for the Regional Road Transfer and NSW Road Classification Review, proposing the reclassification of Hobbys Yards Road from Regional Road to State Road status, and Vittoria Road from Local Road to Regional Road status.

Local Roads – Sealed

Blayney Shire Council has full responsibility for maintenance of local roads with funding sourced from the Federal FAG's Roads Component, Federal Roads to Recovery and Council Rates including the Mining SRV. In addition to these recurrent funding sources, Council also seeks and receives grant funding for specific projects from State and Federal Governments, and industry partners.

There is 337km of sealed Local Roads in Blayney Shire, the major ones being Forest Reefs Road, Vittoria Road, Mandurama Road, Newbridge Road, Barry Road, Moorilda Road, and Browns Creek Road. In 2019/20 Council undertook a condition assessment of the entire local sealed road network. The assessment determined the condition of the underlying pavement and the road seal condition. The next condition assessment is scheduled for September 2022.

The pavement conditions within Council's sealed road network assessed in late 2019 were as follows:

Rating	What does this mean	% of Road Network	Total km
1	As New: New or recently constructed pavement.	28.4	95.5
2	Good: Requires only minor maintenance (pot hole patching) plus planned maintenance (drainage).	65.4	220.4
3	Fair: Requires ongoing significant maintenance (heavy patching / sealing)	5.1	17.1
4	Poor: Significant renewal (structural rehabilitation / extensive heavy patching) required and sealing.	1	3.4
5	Very Poor: Requires full rehabilitation / reconstruction (drainage and seal).	0.2	0.5

The seal conditions within Council's network were assessed as follows:

Rating	What does this mean	% of Road Network	Total
1	As New: New or recently placed seal.	70.4	236.2
2	Good: Requires only minor maintenance (pot hole patching)	16.1	54
3	Fair: Requires ongoing significant maintenance (pot hole patching) and resealing required in short term.	6.5	21.7
4	Poor: Significant renewal (new seal) required	4.8	16
5	Very Poor: requires full rehabilitation. Likely to require pavement rehabilitation also).	2.4	7.9

The condition assessment is programmed to be undertaken again as part of the 2023/24 Operational Plan, and on a three yearly cycle thereafter.

Between cycles, Council regularly undertakes inspections of the network to review priorities based upon the road segment condition for pavement and seal. This further enables Council to better target renewal/rehabilitation works that may include:

- Rehabilitation/reconstruction
- Heavy patching
- Resealing
- Line marking

The objective of Council's Operational Plan is to ensure that the condition of the overall network is rated as 3 or better.

Capital renewal/rehabilitation works are prioritised, and target road segments according to the following factors:

- Traffic volume
- Whether it is a school bus route
- Road crash data
- Route purpose (i.e. through road or not)
- Speed environment

Planned maintenance is used to minimise any decline in the condition ratings across the network. Routine works include:

- Pothole patching
- Tree maintenance
- Slashing
- Guidepost replacement
- Sign maintenance
- Drainage maintenance
- Culvert maintenance
- Shoulder maintenance

In 2021/22, Council has allocated funding for the following works:

- The continued rehabilitation of Carcoar Street Blayney - \$932k (total project budget is \$2.97 million and commenced in 2020/21)
- Carbine Road - \$1.15 million
- Rehabilitation/heavy patching of 3.7km of Panuara Road at a total budget of \$1.92 million
- 4kms of heavy patching
- Resealing of up to 19km of roads

Local Roads – Unsealed

The next level of road are Local Roads Unsealed which Blayney Shire Council also has full responsibility of, with funding sources including the Federal FAG's Roads Component, Federal Roads to Recovery and Council Rates including Mining SRV. There is 348km of unsealed Local Roads in Blayney Shire the major ones being Neville-Trunkey Road, Beneree Road, Gap Road and Village Road.

The capital works program of sealing those unsealed roads which have been determined as strategically significant is funded from the Mining SRV and NSW Government.

Similar to the sealed network, Council regularly undertakes inspections and assesses each roads ride quality, % gravel remaining, and the cross-section profile of the road. These three factors are aggregated to determine the overall condition of the road. Given the sometimes rapidly changing condition of an unsealed road due to factors such as persistent heavy rain, works are determined on an ongoing basis utilising the best information available at that time. To minimise the cost of constantly moving equipment around the Shire, Council crews also conduct maintenance works in the nearby vicinity as a proactive 'stop gap' measure before they reach the intervention level. However, this does not necessarily mean that all roads in an area will receive maintenance at that time.

Council has budgeted this current financial year an allocation of \$504,559 for the maintenance grading of unsealed roads, and \$380,950 for gravel re-sheeting. This money is predominately utilised for the gravel re-sheeting works across the network and Council is able to deliver approximately 22 kilometres of gravel re-sheeting and 390 kilometres of maintenance grading throughout the year. We have one full time Road Maintenance crew, which includes a Grader, Roller, Water Cart and Traffic Control support as required.

Whilst there is no set frequency for grading, generally it would vary from once every 3-4 months for a major route, to potentially up to 3-4 years for some of the minor roads. Council's methodology for maintenance of unsealed roads is to intervene when a road reaches a particular condition level, depending on the classification. To facilitate this, Council undertakes routine inspections of its gravel road network, with inspection times varying from 2 to 6 months.

Specific complaints regarding road conditions prompts a reinspection, so Council encourages property owners to report a hazard or deterioration of a gravel road so that repair works may be scheduled. Road safety is a key priority of Council and staff continually conduct regular maintenance works and look for innovative ways to improve the quality of our roads whilst striving to find efficiencies that add value for money to our rate dollar.

In 2021/22, Council has allocated funding for the following works:

- The replacement of the Gully Swamp Bridge on Gallymont Road.
- The replacement of the Limestone Creek Bridge on Boondaroo Road.
- The replacement of the Grubbenbun Creek Bridge on Leabeater Street.
- The replacement of the Limestone Creek Bridge on Lucan Road



Regional Roads

There are 44.2 km of Regional Roads of which the maintenance, and repair is funded by the NSW Government and some contribution from Council. These roads are the arterial roads between regional centres, and heavy freight routes. Council's Regional Roads are Hobbys Yards Road, Belubula Way, Marshalls Lane and Gerty Street.

Council receives contributions for these roads, which cover a large proportion of the required expenditure. An annual allocation of approximately \$343,000 is provided for maintenance on these roads. This money covers pothole patching, slashing, and sign and guidepost maintenance, heavy patching, reseals, and contributes to larger reconstruction projects.

There is also an annual competitive funding program for reconstruction projects. Council submits proposals to this program every year, with funding awarded based on a value system. Council has submitted a proposal for \$615,913 for 2021/22 on Hobbys Yards Road on the western approach to Hobbys Yards, and is awaiting confirmation of the funding allocation.

In 2021/22, Council has allocated funding for the following works:

- The replacement of the culvert over Icely Creek on Belubula Way.

State Roads

Council no longer maintains the State Roads within the Blayney Shire Council area. Both the Mid-Western Highway, and Orange Road are managed and maintained by Transport for NSW.

Street Lighting

Council is responsible for the operational costs associated with street lighting within the Blayney Local Government Area. The asset and maintenance of the street lighting network are the responsibility of the electricity network provider, Essential Energy. Council has commenced discussion with Essential Energy to upgrade street lighting luminaires to more efficient LED lighting which will provide for a more sustainable and greener solution to the existing luminaires. The upgrades are scheduled to occur during July and August 2021 and budgeted to cost \$377,641.

The forecast operational budget for 2021/22 is \$118,720. The upgrade project will provide an estimated annual savings of \$68,000 in operational costs.

Footpaths

Council maintains a 37km network of footpaths and shared paths, which increased by 1km over the last year. Minor maintenance repairs include; concrete grinding, minor slab replacements (generally less than 2 metres) and vegetation control. The objective of these maintenance activities is to remove trip and slip hazards, control vegetation encroachment and minimise edge drops within a pathway segment.

The whole footpath network is inspected annually for the identification of maintenance issues and to provide a condition rating for each segment of footpath. The CBD areas of Blayney and Millthorpe are assessed twice yearly. Maintenance issues are assessed and repaired on a risk management basis, in accordance with the Statewide Mutual Best Practice Guide. Maps of each village and town identifying strategic projects are presented in Council's long term Active Movement Strategy.

The forecast operational budget including depreciation is \$136,133. A capital budget totalling \$934,004 is divided into Renewals (\$79,885) and New/Upgrade works (\$854,119), including \$504,000 that Council applied for under Building Better Regions Round 5 for Stage 3 of the Belubula River Walk from Martin St – Charles St – Boardwalk to Island. This will provide an additional 405 metres of new shared pedestrian access within our town and villages.

Council funded new shared path installations to include:

- Stillingfleet and Queen Streets from Adelaide Street to Lee Hostel, including \$79,662 from the second round of the Australian Governments Local Roads and Community Infrastructure program.
- Carcoar Street from Crouch Street to the Public Hall in Neville

Sewerage Services

Blayney Shire Council has sewerage networks in both Blayney and Millthorpe with an operational budget of \$1,831,887. These systems currently service a population of approximately 4,000 people.

It is the Council's responsibility to ensure both human health and the environment are protected from wastewater produced through our sewerage system. The NSW Environmental Protection Authority (EPA) require Council to have a license to enable discharge of the sewage to the environment. However, the sewage must go through a treatment process and meet key criteria prior to discharge into the environment. The EPA Licence outlines the criteria the treatment process and the locations for discharge.

The Blayney Sewerage Treatment Plant (STP) is located on the south eastern outskirts of Blayney on Hobby Yards Road. The STP receives sewage from both Blayney and Millthorpe sewerage networks. On an average dry day the STP treats approximately 800 kilolitres.

The original STP was constructed in 1966 and included a Biological filter (trickling filter) with a capacity of 2100 equivalent persons (EP). The old system was replaced by an Intermittently Decanted Extended Aeration, activated sludge treatment plant in 1989, with a capacity to extend to 7000 EP. The STP fully treats all predicted inflows to comply with the EPA licence targets, and has excess capacity based on future design load.

The treated sewage is known as treated effluent, and subject to relevant approvals and treatment processes can be reused for a variety of purposes. Council, under an agreement with Newcrest supplied treated effluent to the old Blayney dewatering plant. In December of 2019 this agreement was ended by Newcrest and resulted in Council redeveloping the old wetlands to further treat the effluent before discharging to the Belubula River. Council is in the process of constructing a recycled water treatment plant which will treat the effluent and provide recycled water for construction purposes and irrigation water to Napier and King George Ovals. This project is expected to be completed and operational by August 2021.

Each year, Council is required to submit an annual report to EPA on performance of the STP and sewer network, in achieving compliance with licence conditions. A fee is charged to property owners within the system area to enable Council to deliver this service to the community. Fees are identified in Council's Annual Fees & Charges. In 2014, Council completed a Strategic Business Plan (SBP) for the sewerage services of the Shire. This plan helps to identify the level of service, management and financial planning to operate and maintain the sewerage network. The SBP identifies a 30 year Capital Works Program to renew ageing infrastructure. The SBP was programmed for review in 2018/19, however has been deferred to 2021/22.

The sewerage infrastructure capital works budget for 2021/22 is \$368,589. The major project for the year is relining sewer mains budgeted to cost \$215,000. Renewal works are expected to continue to include CCTV of our gravity network to identify suitable locations for pipe relining and manhole repairs.

Blayney Waste Facility

There is one operational waste facility within the Shire, the Blayney Waste Facility, which is located at 4165 Mid-Western Highway, Blayney. The Blayney Waste Facility is open 7 days a week, excluding Christmas Day, New Year's Day, Good Friday and Easter Sunday. Opening hours are 9.00am - 5.00pm.

Fees and charges for both domestic and commercial waste collection, tipping fees and waste management levy are presented in the fees and charges sections later in this document. The operational management of Blayney Waste Facility is under contract to Hadlow Earthmoving until 30 June 2028.

In July 2018, a Waste Management Levy was introduced to all properties which more equitably shares the operational cost for Waste Management Services across the Blayney Shire to all ratepayers. The levy contributes towards costs of operating the Blayney Waste Facility, processing of materials, disposal of rubbish in public litter bins, Village recycling bins and the cost increase to process recyclable materials, being incurred not only at a local but global level.

The Waste Collection Service (WCS) comprises of a weekly waste collection service and a fortnightly recycling collection service to 2,951 premises (both domestic and commercial) throughout the Shire. An annual Bulky Waste collection is also provided to the properties that have the WCS. The WCS is provided to Blayney and all villages throughout the Shire and rural premises along the collection runs between each village and is currently contracted to JR Richards until April 2026.

Council must meet all environmental compliance standards and guidelines for all waste facilities and collection services which is licenced and regulated by the NSW Environmental Protection Authority (EPA).

Council is a voluntary member of NetWaste, formed as a voluntary regional waste group in 1995 to provide a collaborative approach to waste and resource management. NetWaste comprises 25 member councils. NetWaste oversees various regional waste related contracts including; landfill monitoring, timber and green waste mulching, e-waste collection, chemical collection, recyclables collection and steel metal collection on an as needs and project basis.

Waste Services operates on a full cost recovery basis from user charges to fund all operating and capital expenditure, in addition to provision for future landfill remediation expenses. The forecast total cost in 2021/22 for Waste Services is \$1,357,252 with an estimated projected income total of \$1,399,594. An externally restricted reserve is held to fund waste related activities, capital projects and landfill remediation and has a current balance of \$1,170,948.

Animal Control

Council operates an animal pound within the Shire and also maintains a stock impound facility. The Animal Control function is coordinated by Council's Ranger who undertakes a wide range of duties including animal control, daily operation and maintenance of the pound and regulation of companion animals and off-leash areas.

The forecast operational budget for 2021/22 is \$104,549.

Town Planning

Council's Planning & Development team are responsible for leading, planning, delivering and managing development control in the Blayney Shire. The overarching legislation for planning in NSW is the Environmental Planning and Assessment Act. In 2020, Council received, assessed and determined, 159 development applications with a combined value of \$19.2m.

The Planning & Development team are also responsible for strategic planning. Strategic Planning includes preparation of key strategic planning documents including; Planning Proposals, Blayney Cabonne & Orange Subregional Rural and Industrial Lands Strategy, Blayney Settlement Strategy, Local Strategic Planning Statement, Community Participation Plan, Development Control Plan.

The forecast operational budget for 2021/22 is \$220,339.



Cemeteries

Council is responsible for the management of 7 cemeteries, with niche walls located for ashes in 6 sites. Council is also responsible for the maintenance, interments, record keeping and liaison with funeral directors in relation to these cemeteries.

Cemeteries are mown once a month, and increased depending on season and subject to funerals as required with a more flexible approach provided to meet residents and family needs.

Cemeteries cared for and maintained by Council include Blayney, Millthorpe, Carcoar, Lyndhurst, Hobbys Yards, Neville, and Newbridge. Council also maintains Shaw cemetery that is no longer in service. In 2021/22 Council will be progressing the development of a Management Plan for Cemeteries in the Blayney Shire.

The forecast operational budget for 2021/22 is a \$21,710.

Health & Food Control

Council employs staff who specialise in environmental health activities to carry out a broad range of inspections from an educational and enforcement perspective.

Council has been a part of the NSW Food Regulation Partnership which was introduced in NSW in 2003. The Partnership defines the responsibilities of the New South Wales Food Authority and NSW Councils in relation to food safety issues.

Blayney Shire Council, as a Category B Council is required to conduct inspections of retail food businesses to ensure compliance with the Food Act 2003 and Food Safety Standards 3.2.2 and 3.2.3

The forecast operational budget net of income for 2021/22 is \$9,494.

Priority Weeds

Upper Macquarie County Council are responsible for weed control and management in the Blayney Shire. Upper Macquarie County Council is a single purpose local government authority, established by the under s.387 of the Local Government Act 1993, as the control authority for biosecurity weed threats (formerly known as noxious weeds) that also encompass the areas of Bathurst Regional, Lithgow City and Oberon Councils.

The County Council covers a region of approximately 13,500 square kilometres with a population of over 77,000 people in a very diverse area which includes productive agricultural lands, forests and large areas of national park.

Council pays an annual contribution for this function and the forecast operational budget for 2021/22 is \$95,987.

Contributions to Emergency Services

Blayney Shire Council contributes to the Rural Fire Service (RFS) and the State Emergency Service (SES) for their role within the Local Government Area. This is as part of a partnership with various government agencies in relation to disaster planning and emergency response.

- The forecast 2021/22 annual contribution for RFS is \$314,478.
- The forecast 2021/22 annual contribution for SES is \$32,844.

Council has a Local Emergency Management Committee that is currently chaired by Council's Director Infrastructure Services, who also provides executive support to the Committee as the Local Emergency Management Officer (LEMO). The role of the LEMO is to advise, support and assist the Local Emergency Operations Controller, to monitor, control and coordinate emergency response operations as necessary.

Community Financial Assistance Program – S.356 Donations

Blayney Shire Council has developed the Community Financial Assistance Program to assist the not-for-profit groups that offer a significant contribution to the social, economic and/or environmental well-being of the community. Under s.356 of the Local Government Act, Council may, in accordance with a resolution of Council, contribute money or otherwise grant financial assistance to persons for the purpose of exercising its functions.

Financial assistance to community organisations is provided in 2 categories:

- a) Recurrent Annual Donations. These are donations made to community organisations on an annual basis to assist financially with specified outgoings (such as public liability insurance), the waiver of council rates and charges, a school activity, or the holding of a regular community event or cultural activity.

The amount of these donations for each organisation or event is approved by Council in its annual budget contained in the Operational Plan, as listed later. The General Manager may approve other donations to an organisation or event under delegated authority, provided the donation is consistent with the guidelines, within budget and reported to Council via the next available Financial Assistance Committee meeting.

- b) One-off financial assistance. This assistance is provided for projects involving the construction, maintenance or repair of community facilities, purchase of equipment, or organising and conducting of local events and functions. In each case having demonstrated broad community benefit and support. Under this category community organisations are eligible to receive Council funding via a competitive submission process. Applications are called in February and July via a public notice published in the local newspaper and on Council's website.

Council has budgeted \$100,000 towards the Community Financial Assistance Program with funding supplemented from unexpended funds from previous years as required. The prior year unexpended funding component is anticipated to be approximately \$20,000. An amount of \$57,500 allocated per the following table of financial assistance for 2021/22 while \$43,000 is proposed for distribution in the 2 rounds to be offered in 2021/22.

COMMUNITY FINANCIAL ASSISTANCE PROGRAM - 2021/22

The below legend relates to the types of assistance proposed.

Legend	
D= Waste Service Charges	S= Sewer Connection Charge
W= Waste Levy/Availability charge	S (50%)= 50% Sewer Connection Charge
R= Council Rates	I= Financial Assistance for Public Liability Insurance
E= Events support	O= Other

INSURANCE CONTRIBUTIONS		
Recipient	Type	Contributions
Lyndhurst Soldiers Memorial Hall	I	1,040
Newbridge Progress Association	I	800
Millthorpe School of Arts	I	870
Blayney Shire Arts & Craft Inc.	I	640
Hobbys Yards Community Association	I	1,060
Carcoar Historical Society	I	290
Blayney Shire Community Mens Shed (50% contribution)	I	360
Millthorpe & District Historical Society	I	300
Barry Progress Association	I	670
		\$6,030
SCHOOL AWARDS & SPORTING RELATED ASSISTANCE		
Recipient	Type	Contributions
Millthorpe Primary School	A	100
St Joseph's Primary School Blayney	A	100
Blayney Public School	A	100
Blayney High School	A	100
Carcoar Public School	A	100
Neville Public School	A	100
Lyndhurst Public School	A	100
Mandurama Public School	A	100
Sporting Related Financial Assistance	A	1,500
		\$2,300
RATES AND CHARGES CONTRIBUTIONS		
Recipient	Type	Contributions
Carcoar Dam Sailing Club Incorporated	RW	520
Carcoar Historical Society	RW	820
Hobbys Yards Hall	RW	655
Mandurama CWA	RW	590
Stringybark Craft Cottage/ Gladstone Hall	RW	660
Tallwood Hall	R	670
Blayney RSL	RSW	1,837
Millthorpe CWA	R/S	1,825
Carcoar School of Arts	RW	795
Lyndhurst Soldiers Hall	RW	660
Millthorpe & District Historical Society	RSW	4,740
Millthorpe School of Arts	RSW	2,175
Anglican Church Blayney	S (50%)W	360
Anglican Church Millthorpe	S (50%)W	420
Catholic Church Blayney	S (50%)W	360
Catholic Church Blayney	DW	156
Presbyterian Church Blayney	S (50%)W	420
Uniting Church Blayney	S (50%)W	420
Uniting Church Millthorpe	S (50%)W	420
Neville Hall Trust	DW	156
Mandurama Public Hall Reserve	DW	156
Prebsyterian Church Mandurama / Moorilda / Neville	W	108
Carcoar P&H Society	W	36

2021/22-2024/25 Delivery Program and 2021/22 Operational Plan

Carcoar Reserve Trust (Carcoar Courthouse)	W	915
		\$19,874
COMMUNITY EVENTS/CULTURAL ACTIVITIES		
Recipient	Type	Contributions
Lifeline Central West	O	500
Bathurst Broadcasters (Blayney Sports Awards)	O	1,000
CWA - Central West Group - Public Speaking Competition	O	200
Blayney Shire Community Mens Shed (Licence rental)	O	510
Lyndhurst RSL - Anzac Day (Band)	E	650
Lyndhurst RSL - Remembrance Day (Band)	E	150
Textures of One Acquisitive Prize	E	1,000
Blayney Community Baptist Church (Carols at Carrington)	E	1,000
Newbridge Progress Association (Winter Solstice -Portaloo hire)	E	1,740
Carcoar Village Association (Australia Day Fair)	E	2,000
Carcoar Hospital Museum (Down to Earth Gardening Expo)	E	250
Carcoar P&H Association (Mowing & Waste Services - Show)	E	750
Blayney A&P Association (Waste Services)	E	460
Newbridge Swap Meet (Waiver of Council services)	E	270
Newbridge Winter Solstice (Waiver of Council services)	E	1,240
Neville Showground Trust (Mowing services - Show)	E	741
Neville Showground Trust (Mowing services – Horse sports event)	E	1,730
Millthorpe Markets (2 events - Waiver of Council fees)	E	2,000
MillFest (Waiver of Council fees)	E	950
Millthorpe Fire Festival (Waiver of Council fees)	E	870
Blayney RSL / Lyndhurst RSL (Traffic Management)	E	1,060
Bathurst Old Boys Rugby Union (Carcoar Sportsground)	E	457
Blayney Health Service - (Healthy Lifestyles (Community Centre)	E	1,960
St Joseph's Primary School - Grandparents Day (Community Centre)	E	176
Blayney Farmers Market (Community Centre hire)	E	880
Can Assist Annual Fundraiser (Community Centre hire)	E	280
Can Assist (Meeting venue hire)	E	539
Blayney Shire Arts & Craft Inc. (Meeting venue hire)	E	539
Probus Club of Blayney (Meeting venue hire)	E	539
Lee Hostel (Community Centre hire)	E	539
Food of Orange District Inc. - Autumn Grazing (Community Centre)	E	652
Heritage Schools Art Show (Meeting venue hire)	E	528
Blayney Woolcraft and Hobby Group (Meeting venue hire)	E	980
Blayney Red Cross (Meeting venue hire)	E	539
Blayney Local and Family History Group (Meeting venue hire)	E	539
Blayney A&P Association (Meeting venue hire)	E	539
Inner Wheel Club of Blayney (Meeting venue hire)	E	539
		\$29,296
TOTAL		\$57,500

Council also has the following programs that offers assistance in the form of grants:

- Tourism Events Development Fund \$10,000
- Youth Week Grants Program \$ 5,000
- Heritage Assistance Fund \$12,000

Framework – Community Strategic Plan (CSP)

What is the Community Strategic Plan?

The Community Strategic Plan is a community document with priorities and aspirations for the future of the Shire covering a period of at least 10 years. Following workshops and extensive consultation with local residents and stakeholder groups in 2012, the first Community Strategic Plan entitled 'Blayney Shire 2025 - *All the Pieces Together*', was endorsed in March 2012.

The vision established for Blayney 2025 recognised our communities; the town, villages and settlements as supportive and welcoming to those who live here and also those who visit. With beautiful and productive landscape, a showcase of how agriculture, mining and industry can work together for the greatest good. An area where there is both space and time to make and live your dreams!

The review process for the Blayney Shire Community Strategic Plan 2018-2028 was delayed 12 months due to the merger proposal in 2016 and the postponed Council elections, until September 2017. Sourced from local level Town and Village Community Plans the collective aspirations and objectives are grouped into a number of overarching strategies categorised under the themes of:

1. Maintain and Improve Public Infrastructure and Services
2. Build the Capacity and Capability of Local Governance and Finance
3. Promote Blayney Shire to grow the Local and Visitor Economy
4. Enhance facilities and networks that supports Community, Sport, Heritage and Culture
5. Protect our Natural Environment

The Community Strategic Plan essentially addresses four key questions for the community:

- Where are we now?
- Where do we want to be in ten years' time?
- How will we get there?
- How will we know when we have arrived?

The Community Strategic Plan identifies the main priorities and aspirations of the community, providing a clear set of strategies to achieve this vision of the future. It is a document that is developed and has community ownership, endorsed by Council and must address civic leadership, social, environmental and economic issues.

It is important to note that while Council is the custodian of the Community Strategic Plan, it may not be responsible for the delivery of all activities the Plan identifies. To this end, the Community Strategic Plan identifies what role Council plays and how other partners such as State agencies, non-government organisations, business partners and community groups may be included.

Projects which Council has a role in delivering are found in the Delivery Program, which are actioned through services/programs/activities detailed in the Operational Plan. At the end of each Council term a report is prepared by Council to the community which examines what progress has been made towards the achievement of outcomes identified in the Community Strategic Plan.

Our Vision for Blayney Shire

A busy, vibrant and thriving rural shire – a friendly and open place where people choose to live with a strong sense of community spirit and cohesiveness.

With positive population growth, employment opportunities, increased diversity of industry and economic growth, Blayney Shire's township, villages and settlements will be dynamic and prosperous, welcoming those who live here and also those who visit.

Our families and homes will continue to be safe within our caring and inclusive communities.

Irrespective of ability we will all enjoy the outdoors and facilities, improving our health and lifestyle whilst participating in a range of sporting and recreational activities.

Growth will be achieved in a sustainable manner with industry, coexisting with the productive farming land, open space, protecting the environment and restoring as a feature our built and natural heritage.

As the quintessential rural shire with indigenous and European settlers influencing our architecture, agricultural and mining heritage we will celebrate our history, culture and rural lifestyle in style.

As a picturesque, conveniently located area of the beautiful central west of NSW we are a significant contributor to the visitor economy of the region; with a creative and artistic culture, food and wine, historic villages and four seasons.

Blayney Shire will be engaged, proactive and acknowledged for undertaking major projects and delivering valuable services, collaborating at a regional, state and national level.

Values

The people who live in Blayney Shire are friendly, hardworking, loyal and very community focused.

With a generosity of spirit and willingness to welcome visitors and new residents, the residents, business and industry will unite and rally together to assist families in need. We support diversity of interests, backgrounds and access to public amenities and services for all residents on an equitable and shared basis.

We are resourceful; our innovative thinking and competitive spirit supported by the contribution of volunteers working together collaboratively and sharing resources has produced great outcomes.

We back ourselves and look forward positively and strategically with a can do attitude. We ask questions and expect transparency, balance, equity and accountability of our local, state and federal governments.

Most importantly we value honesty and respect for each other, our natural and built heritage and our valuable resources as we strive to achieve our future directions for our local villages and town within the shire and the whole region.

We will make informed decisions by consulting and engaging with stakeholders and consider the environment, social and economic impacts.

Any future development will be built for the long term and intergenerational benefit.



Blayney Shire Council – Future Directions

Every 4 years following the ordinary election of Councillors, Council is required to develop or review and endorse a Community Strategic Plan (CSP) then prepare and adopt a Resourcing Strategy, a 4 year Delivery Program (DP) and annual Operational Plan (OP) by 30 June the following year.

The CSP is a community document with priorities and aspirations for the future of the Shire covering a period of at least 10 years. The Resourcing Strategy is the means by which Council implements the strategies established in the CSP which Council is responsible for delivering. The Resourcing Strategy includes a 4 year Workforce Management Plan, a 10 year Asset Management Plan and 10 year Long Term Financial Plan. The CSP is developed by the community, endorsed by Council and must address civic leadership, social, environmental and economic issues.

A list of community projects, aspirations and objectives were grouped into an overarching strategy and listed in order of collective priority as determined by the community forums.

The strategies are categorised under the themes of:




Enhance facilities and networks that supports Community, Sport, Heritage and Culture



Build the Capacity and Capability of Local Governance and Finance



Maintain and Improve Public Infrastructure and Services



Promote Blayney Shire to grow the Local and Visitor Economy



Protect Our Natural Environment

Introduction – What is the Delivery Program?

The **Delivery Program 2021/22-2024/25** is one layer of the Integrated Planning and Reporting framework that all NSW Councils must develop to meet the requirements of the Local Government Amendment (Planning and Reporting) Act 2009. It outlines the work Council can do to achieve the Future Directions identified by the community in the Community Strategic Plan.

The three tiered planning process ensures that there are clear links between the long term goals of the community and the activities of Council. The Delivery Program is a vital tool for the ongoing planning of services and programs of the Blayney Shire community.

Introduction – What is the Operational Plan?

The **Operational Plan 2021/22** completes the planning documents and details the activities to be undertaken and the financial requirements to deliver the commitments of the Community Strategic Plan and Delivery Program.

This three tiered process ensures that there are clear links between the long term goals of the community and the activities of Council.

The diagram below demonstrates their linkages:



Future Direction 1 – Maintain and Improve Public Infrastructure and Services

Delivery Program 2021/22-2024/25	Operational Plan 2021/22
1.1 All levels of government need to work together to plan for ongoing works and capital projects that will improve the Blayney Shire road networks and other assets	
1.1.1 Represent business and community concerns to both State and Federal governments in relation to improved road safety and market access outcomes	Sealed roads and unsealed roads, bridges and culverts are maintained in accordance with agreed service levels
	Participation in the Central NSW Joint Organisation Transportation Strategic and Technical Advisory Groups
1.1.2 Manage Regional (State) and Local Road Networks	Sealed roads, unsealed roads and bridges/culverts are maintained in accordance with agreed Service Levels
1.1.3 Implement the Blayney Shire Council Asset Management Plans	Implement the Blayney Shire Village Streets Sealing Plan 2018/2022 on streets in residential zones
1.1.4 Prepare business cases for submission to NSW and Federal Governments for the upgrade and undertaking of capital works along local roads which provide market access for primary production, tourist drives, and for achieving road safety outcomes	Funding opportunities are identified and applications are prepared and submitted for funding
	Representations are made through the local State and Federal Government Agencies for assistance to obtain additional funding for significant projects
	Projects are identified and prioritised via Central NSW Joint Organisation
	Develop a priority list of road projects for regional review that are worthy of funding and investment by NSW and Federal Governments from the Blayney, Orange and Cabonne Regional Economic Development Strategy.
	Develop plans for a Heavy Vehicle Traffic Relief Route north of Blayney to link the Mid-Western Highway to Orange Road
1.1.5 Plan for future transport and road infrastructure to service future needs	Road networks and supporting facilities are analysed to identify opportunities for inclusion and development within the Transportation Asset Management Plan

Delivery Program 2021/22-2024/25	Operational Plan 2021/22
	Projects are scoped and designed to a 'shovel ready' state for when funding opportunities arise
1.1.6 Investigate opportunities for storm water harvesting and reuse	Projects are scoped from storm water management plan(s) and funding applications submitted
1.1.7 Apply the principles of Water Sensitive Urban Design (WSUD) to storm water management	WSUD principles considered as part of development process and implemented where benefits are identified
	Develop a WSUD policy in relation to development and Council works
1.1.8 Storm water Management Plans are prepared for Blayney, Millthorpe and Carcoar	Prepare a storm water strategic management plan to reduce impacts of storm water quality and quantity on the local environment
1.1.9 Maintain Council cemeteries in accordance with the community's needs and expectations	Maintain Cemetery records and provide online public access
	Maintain cemeteries to agreed Service Levels
1.1.10 Speed Zones within the residential zones of the Shire address Traffic Management, Heavy Vehicle noise and Road Safety concerns	Lobby RMS to undertake an audit of speed zones with solutions leading to the designing and installation of traffic calming devices, where opportunities arise
	Undertake an audit of school bus shelters to ensure they meet agreed Service Levels.
1.2 Ensure provision of Sewerage Treatment is adequate for the growth of the Shire and promotes Residential Development	
1.2.1 Ensure the provision of Sewerage Treatment is planned for in a sustainable manner	Manage treatment plant to effectively treat raw sewerage and ensure compliance with licence requirements
	Investigate funding opportunities for a Business Case for Town Sewerage for Carcoar, Mandurama and Lyndhurst
1.2.2 Ensure that the disposal of effluent on un-sewered properties is being carried out in a healthy manner without negative environmental impact	Commence preparation of the Blayney On Site Waste Water Strategy

Delivery Program 2021/22-2024/25	Operational Plan 2021/22
1.3 The Blayney Shire Active Movement Strategy will be continued to be implemented to extend and renew the footpath and shared path networks in each town and village within the shire	
1.3.1 Implementation of the Active Movement Strategy priorities providing safe and accessible connecting pathway networks	Funding of new and replacement footpaths are designed and undertaken in accordance with Council's agreed Service Levels
	Accessibility compliance is considered prior to works commencing on all projects in accordance with Council's Disability Inclusion Action Plan
1.4 Improved access to community and public transport between villages and centres	
1.4.1 Lobby to improve public and community transport for the Shire	Assess transport needs around the Shire
	Continue to lobby for retention and innovative ways to deliver transport and other essential services in the Shire
1.5 The Blayney Health Multi-Purpose Service; hospital, emergency, aged care, primary and ancillary support services provided in the Shire must meet the future needs of the community to improve health outcomes	
1.5.1 Work with the community to lobby NSW and Federal governments for expanded and improved health and aged care facilities	Lobby and advocate on behalf of the community to refurbish the Blayney Health Multipurpose Service so that it meets current and future needs of the Shire
1.6 The community supports and values the local village and town primary schools so that they remain active and operational educative facilities	
1.6.1 Advocate on behalf of the community to NSW Government to support accessible quality local education	Advocate on behalf of the community to NSW Government to support accessible quality local education

Delivery Program 2021/22-2024/25	Operational Plan 2021/22
1.7 Seek opportunities from the Federal Government and NSW Government to re-open the Blayney – Demondrille Railway Line which will provide significant regional benefits, cost effective port and market access for many regional industries	
1.7.1 Lobby and advocate for the re-opening of the Blayney-Demondrille Railway Line	Work with our railway alliance Councils, Central NSW Joint Organisation and stakeholders to lobby the NSW Government for investment to reinstate the Blayney-Demondrille Railway Line
1.8 Full and equitable access and strong usage of Information and communication technologies across the Shire	
1.8.1 Lobby the Federal Government for improved internet and mobile phone access to all our villages to facilitate business growth	Lobby and advocate on behalf of the community to the Federal Government for improved mobile phone access to Carcoar and other localities.
1.9 Investment by the NSW Government to re-open both Millthorpe and Newbridge Railway Stations for On Request Services	
1.9.1 Advocate on behalf of the villages to NSW Transport to facilitate investment by the NSW Government to reinstate On Request Services at both Millthorpe and Newbridge	Advocate on behalf of community and facilitate reinstatement of On Request Services.
	Advocate on behalf of Newbridge to NSW Transport to facilitate the reinstatement of On Request Services at Newbridge

Future Direction 2 – Build the Capacity and Capability of Local Governance and Finance

Delivery Program 2021/22-2024/25	Operational Plan 2021/22
2.1 Build on the strength of the individual Town Association & Village Committees so that they are capable, self-sufficient communities involved in decision making about issues that affect their own community	
2.1.1 Encourage sound governance practice and build the capacity and capability of local leaders within community organisations	Recognise Town & Village Committees and Progress Associations facilitating two way communication with Council and with each other
	Provide ongoing financial support for the Community Development Coordinator roles and engagement with the Tourism, Town and Villages Committee
	Support the development and implementation of improvement projects for the local Halls, School of Arts and other Community facilities
	Continue to support local Community infrastructure projects via the Financial Assistance Program and Village Enhancement Plan allocations
2.1.2 Work proactively with the community groups to assist with event management	Review and update Council Events Management Policy and procedure for holding events within the community, on Council roads and facilities.
	Review risk assessments supporting Event Management Applications and provide feedback where required.
2.2 Whether you choose to live in the town of Blayney or any of our villages, there is both space and time to build the home of your dreams	
2.2.1 Facilitate the development of new residential housing blocks and availability in Blayney and Villages	Implement recommendations of the Blayney Settlement Strategy
	Invest and develop available land to stimulate the release of housing blocks in Blayney to meet demand and facilitate investment growth

2.3 Our local planning instruments supports the agricultural, industry, business/tourism and residential growth demands in a sustainable manner	
2.3.1 Ensure planning activities support long term sustainability of agricultural sector	Adopt a comprehensive Development Control Plan for the Shire
	Review the 2008 Blayney, Cabonne & Orange Sub Regional Rural and Industrial Strategy
2.4 Maintain meaningful two-way communication and engagement between State and Federal Governments, our Town Association and Village Committees, Business, Industry, Stakeholders, Council and communities of interest	
2.4.1 Councillors to exhibit leadership on Council participating in committees and implementing Council's Community Engagement Strategy	Council delegates are included in committees and community organisation engagement opportunities
	Active participation in the Central NSW Joint Organisation
2.5 A well-run Council organisation that is flexible enough to take advantage of capital grant opportunities to undertake major projects whilst delivering Council services effectively and efficiently, in a sustainable manner	
2.5.1 Provide a framework for the efficient and effective administration of Council.	Implement collaboration with Central NSW Joint Organisation
	Review policies every 4 years following Council election. Introduce and amendment of policies as required.
	Provide training for Councillors and staff
	Delivery of Office of Local Government statutory compliance activities within required timeframes.

2.5.2 Council responsible management and delivery of sustainable services and assets are delivered across the Blayney Shire.	Review and report on Council's performance against Long Term Financial Plan and ensure meet OLG Financial Performance Ratios
	Council's Financial Statements are prepared as per statutory requirements and unqualified
	Equitable distribution of rates and charges and responsible collection and rates and debtors
	Asset management strategy and plans that ensures intergenerational equity.
2.5.3 Support the sustainable future of local government	Participate in leading advocacy networks including Local Government NSW, Country Mayors Association and Central NSW Joint Organisation
2.5.4 Undertake regulatory responsibilities for environmental health and animal control	Provide animal control services in accordance with agreed Service Levels
2.5.5 Review Risk Management Strategy of Council operations	Review and test the Business Continuity Plan
	Implement Statewide Risk Management Action Plans
	Regular meeting of Audit, Risk and Business Improvement Committee
	Ensure a Risk Management Panel considers all major projects prior to commencement
2.5.6 Continue to be an attractive employer that people want to work for	Implement Workforce Management Plan strategies
2.5.7 Administrative and technical services are undertaken to support the organisation	Fleet services are managed
	Payment of suppliers within trading terms
	Payroll services undertaken within statutory requirements and on a timely basis
	Management and ongoing development of I.T. Geographical Information and Communication services

2.5.8 Effective management of land under Council control	Management of leases and licences
	Development of Plans of Management for Crown Reserves
	Facilitate property sales and development
2.5.9 Customer services and information are delivered effectively and efficiently	Customer support services are provided from Council from all service points
	Manage public access for information (GIPA) and privacy
	Council's records are maintained and captured in accord with statutory requirements
2.6 A diverse population with the rights to live safely and securely in our communities and villages with opportunity to develop positive neighbourhood relationships	
2.6.1 Provide support for emergency management in Blayney Shire in accordance with the State Emergency and Rescue Management (SERM) Act	Provide executive support to the Local Emergency Management Committee.
	Support the operation of the SES.
2.6.2 Educate communities on road and pedestrian safety	Continued support to the role and function of a Road Safety Officer and implementation of the annual Road Safety Action Plan

Future Direction 3 – Promote Blayney Shire to grow the Local and Visitor Economy

Delivery Program 2021/22-2024/25	Operational Plan 2021/22
3.1 A viable and productive, sustainable agricultural sector with opportunities for niche production and access to markets	
3.1.1 Support the growth of the Shire in order to preserve productive agricultural land and integrate sustainable industrial diversity into the future	Explore and promote opportunities for Agricultural value adding industries
	Review the 2008 Blayney, Cabonne & Orange Sub Regional Rural and Industrial Strategy
	Participate in Central NSW Joint Organisation Planners Group, ensuring input into Department of Planning and Environment proposed policy changes
3.1.2 Maintain the availability and quality of water for use in rural areas	Manage the water supply bores in rural locations to provide a secure 'non-potable' supply of water to the Shire
	Participate in Central NSW Water Utilities Alliance
	Support water pipeline projects with Central Tablelands Water
3.2 A responsible and thriving mining industry that is engaged and works towards the betterment of the Shire with the community and Council as leading corporate citizens	
3.2.1 Encourage and support cooperation of mining industry in relation to the economic growth of the shire to protect the environment and address potential impacts.	Actively lobby all levels of government for support for the Cadia Valley Operations and future mining projects.
	Participate in the Energy and Mining Related Councils Association and Cadia Consultative Committee
	Lead Voluntary Planning Agreement negotiations with Regis Resources

Delivery Program 2021/22-2024/25		Operational Plan 2021/22	
3.3 A well-established, connected and prosperous tourism industry supported by local communities			
3.3.1 Implement Blayney Shire Destination Marketing Plan to grow the visitor economy		Encourage engagement with tourism and business groups to build relationships and build on local events and attractions	
3.3.2 Implement Blayney 2020 Masterplan projects		Identify those projects that meet Council's objectives and develop Business Cases as opportunities arise	
3.3.3 Facilitate the re-opening of Junction Reefs Reserve for camping		Facilitate communication between Council, Oceania Gold, Crown Lands and NSW Government to resolve the public access, environmental and road ownership issues to Junction Reefs Reserve	
3.3.4 Ensure Food Premises comply with the requirements of the Food Act		Undertake annual food shop inspections and investigate any food related complaints	
3.4 An internationally recognised brand for the Orange Region that adds value to the vision and appeal of our heritage villages and tourism product within the Shire			
3.4.1 As a founding member of Orange Region Tourism, Council works with members to develop a recognised brand and promote the region		Support Orange Region Tourism activities	
		Support the initiatives of Central NSW Tourism.	
3.5 Sustainable water, renewable energy options and transport sectors support future growth of business, industry and residents			
3.5.1 Promote sustainable energy development and use within the Shire.		Provide information to public regarding sustainable energy practices	
		Investigate sustainable energy opportunities on Council land and infrastructure	
3.6 A vibrant local retail and business sector that employs local people supported by Council and the community			
3.6.1 Seek opportunities to build a vibrant local retail and business sector.		Improve the directional signage and Visitor Information messaging along the Mid-Western Highway and remove old signs of businesses which have closed	
		Undertake a review of the Heritage Conservation Areas within the Blayney Shire	

Delivery Program 2021/22-2024/25	Operational Plan 2021/22
3.6.2 Complete a Business Case considering a new Cultural Centre bringing together the Library and Family History Group for arts and cultural activities.	Complete plans for new Cultural Centre on current library site to a shovel ready status so that funding submissions may be lodged
3.6.3 Investigate options for the utilisation of the Railway Station buildings at Newbridge, Carcoar and Blayney community, art, social and tourism activities	Build relationships with Government bodies and NGO's to assist small business.
	Support and encourage the establishment or expansion of local businesses.
3.6.4 Provide specialist access consulting advice to facilitate development	Support the engagement of an Access Consultant to assist businesses with specialist access advice for lodgement of development applications
3.7 A range of quality and affordable childcare and family support services will be available and supported	
3.7.1 Continue to advocate and support children's services.	Advocate for children's services in the Shire.
3.8 Implementation of the Regional Economic Development Strategies identified for Blayney Shire	
3.8.1 Review the Blayney Local Environmental Plan (2012).	Undertake a review of the Heritage Conservation Areas within the Blayney Shire, BCO sub regional strategy and Blayney Settlement Strategy in preparation of the BLEP 2012 review
	Undertake the review of the BLEP 2012 in the time period specified in the amendments to the EPAA 1979

Future Direction 4 – Enhance facilities and networks that support Community, Sport, Heritage and Culture

Delivery Program 2021/22-2024/25		Operational Plan 2021/22	
4.1 Cultural and sporting events are supported by Council, volunteers and state sporting bodies so that they are coordinated and well resourced			
4.1.1 Development of a calendar of sport and cultural events		Promote Council website and social media platforms for promotion of major sporting and cultural events by group	
4.1.2 Implement Blayney Shire Sports and Recreation Masterplan to enhance and improve sporting facilities		Continue to engage Sports Council to develop business cases for and prioritise sport and recreational facilities capital projects	
		Deliver Multipurpose Covered Arena project at Blayney Showground	
		Prepare Business Case for King George Oval refurbishment project and seek funding opportunities	
4.2 There is capacity to host within the Shire regional and state sporting events and competitions that will attract strong participation			
4.2.1 Encourage active participation in sport		Participate in programs and maintain Council membership to the Western Regional Academy of Sport	
4.3 Blayney Shire is a centre for cultural interest, heritage and history, arts, performance and entertainment			
4.3.1 Engage with the Shire youth to facilitate progress and activities across the Shire		Facilitate youth activities held in Shire during Youth Week	
		Support the hosting of the WRAS regional Skate Boarding event in Millthorpe	
4.3.2 Encourage participation and continue relationships with music organisations		Participate in programs and maintain Council's membership to Regional Music Programs	

Delivery Program 2021/22-2024/25	Operational Plan 2021/22
4.3.3 Develop partnerships with other arts organisations to help deliver arts and cultural activities	Actively support and promote the Arts OutWest
	Encourage the use of the Blayney Shire Community Centre as a facility for arts and culture
4.3.4 Provide effective and consumer friendly library services in the Blayney Shire.	Maintain and operate Blayney Library via Service Level Agreement in place with Orange City Council
	Undertake access and refurbishment works to current Library in conjunction with planning for Cultural Centre
4.4 Implementation of the Blayney Shire Sports and Recreation Masterplan priorities and strategies will realise opportunities for improved healthy lifestyle for our community	
4.4.1 Implement the priorities identified in Blayney Sport and Recreation Masterplan to enhance and improve our sporting facilities	Provide and maintain active and passive recreation facilities for the shire communities
	Investigate opportunities to develop shovel ready projects and implement the Blayney Sport and Recreation Masterplan to improve facilities at our major sporting precincts
	Undertake an audit and upgrade the children's play equipment in the Shire's parks and recreation grounds
4.5 The Blayney Health Service Integrated Care Program will provide innovative methods to connect health care providers, ancillary and community services for those in need and deliver better preventative health outcomes	
4.5.1 Encourage and facilitate an active and healthy community by developing accessible programs through CentrePoint and local sporting groups	Establish CentrePoint as the Shire's health and fitness centre
	Lobby Federal and NSW Government's for funding to undertake the CentrePoint Sport and Leisure swimming pools major refurbishment project
4.5.2 Advocate and support Integrated Care Management Plan and Disability Services	Support Blayney Shire Interagency and implement Disability Inclusion Action Plan

Future Direction 5 – Protect Our Natural Environment

Delivery Program 2021/22-2024/25		Operational Plan 2021/22	
5.1 Retention and regeneration of native vegetation corridors and removal of invasive weed and pest species throughout the Shire			
5.1.1 Maintain and strengthen partnerships with organisations responsible for natural resource management	Ongoing liaison and support and participating with Local Land Services Landcare and as a constituent Council of Upper Macquarie County Council		
	Continue with native planting and river health programs		
5.2 Biodiversity and cleaning up of the Belubula River waterways and tributaries within the Central NSW region water catchment			
5.2.1 Enhance the communities understanding of biodiversity issues and work towards positive behavioural change	Actively participate in local and regional catchment management groups to increase sharing of knowledge and participate in catchment wide projects and programs		
	Continue with the Belubula River Restoration Program at riverbank areas in Blayney and Carcoar to remove willow trees and other noxious species, plant natives and improve water quality and fish habitat		
	Clean up the creeks in throughout the Shire including removal of willow trees, other noxious species and creating wildlife habitat		
5.3 Heritage and Indigenous significant sites in the natural and built environment are identified and protected			
5.3.1 Identify items of natural and built heritage in Blayney Shire.	Promote Council's Heritage Assistance Fund to owners of Heritage items to assist with maintenance of heritage items.		
	Heritage Advisory services are continued to be provided to owners of heritage items ensuring heritage is preserved whilst allowing development to occur		
	Undertake review of the Heritage Conservation Areas within the Blayney Shire.		

Delivery Program 2021/22-2024/25	Operational Plan 2021/22
	Install interpretative signage within our Town and Villages at historically significant sites
5.3.2 Ensure the Shire's 8 heritage listed cemeteries are maintained and protected	Support the engagement of specialist stone masons to commence restoration works on derelict graves
	Continue to eradicate vermin and install vermin prevention measures.
5.4 Sustainable land use practices across the Shire is improved and tree planting projects are supported	
5.4.1 Promote sustainable development and protection of our natural resources.	Disseminate information to the community as it becomes available
	Facilitate the delivery of environment initiatives on Council owned and controlled land
5.4.2 Pursue sustainable land use practices based on the protection and restoration of natural resources, innovative land use policies and government and community partnerships	Undertake a review of the BCO sub regional strategy and Blayney Settlement Strategy in preparation of the BLEP 2012 review
	Improve the look of the town and villages by ongoing tree planting program including on the highway, and cleaning up entrances
5.5 Rural Fire Services, Weeds and Local Land Services protect and manage environmentally significant areas to maintain biodiversity of native vegetation	
5.5.1 Protect and enhance biodiversity, native vegetation, river and soil health	Assess all DA's with appropriate regard to the minimisation and mitigation of loss or harm to native vegetation
5.6 Crown Lands are better managed to control weeds, pest species and bushfire	

Delivery Program 2021/22-2024/25	Operational Plan 2021/22
5.6.1 Participate and share resources required to complete the NSW Crown Land Negotiation program with Orange Local Aboriginal Lands Council, Orange City and Cabonne Councils	Provide resources and participate in NSW Crown Land Negotiation program with Orange Local Aboriginal Lands Council, Orange City and Cabonne Councils
5.7 Sustainable waste management and recycling or reuse of waste will extend the life of Council's landfill and provide opportunities for industry to reduce costs	
5.7.1 Ensure Waste Management Services are delivered in a financially sustainable manner	Review services at the Blayney Waste Facility before proceeding to re-tender the contract management of the Blayney Waste Facility.
	Encourage separation of products at the Blayney Waste Facility to reduce the amount of material deposited to landfill.
	Implement a new covering plan technique, to cap completed areas once they have been filled with waste.
5.7.2 Develop and promote programs with NetWaste that increase recycling within the community and reduce the volume of waste going to landfill	Consider installation of additional collection points for waste transfer and recycling in the villages if the need is identified.
	Investigate installation of a CDS reverse vending machine for Blayney

Resourcing Strategy

The Resourcing plans should be read in conjunction with the Delivery and Operational Plans.

As part of the Integrated Planning and Reporting Framework councils are also required to develop resourcing plans that support the achievement of activities and tasks within the Delivery and Operational Plan.

These plans include:

- **Long Term Financial Plan**

The Long Term Financial Plan is an important part of Council's strategic planning process. This is the point where long-term community aspirations and goals are tested against financial realities. It is also where Council and the community may decide what resources councils need to influence and work with other parties so that they might deliver on responsibilities.

- **Asset Management Plans**

The Asset Management Policy is a Council endorsed policy which sets the broad framework for undertaking asset management in a structured and coordinated way. It outlines why and how asset management will be undertaken. It provides a clear direction for asset management and defines key principles that underpin asset management for the council.

- **Workforce Management Plan**

An effective workforce strategy aims to provide Council with the people best able to inform its strategic direction, develop innovative approaches to complex issues and deliver appropriate services effectively and efficiently.

Revenue Policy

Council is required to include in its Operational Plan Council's annual statement of revenue policy.

The Revenue Policy includes details of:

- Estimated income and expenditure (Income statement and capital expenditure)
- Ordinary rates and special rates
- Proposed fees and charges
- The council's proposed pricing methodology
- Proposed borrowings.

Income Statement – 4 Years

INCOME STATEMENT - CONSOLIDATED	Projected Years			
	2021/22	2022/23	2023/24	2024/25
	\$'000	\$'000	\$'000	\$'000
Income from Continuing Operations				
Revenue:				
Rates & Annual Charges	11,817	12,355	12,693	13,046
User Charges & Fees	1,699	1,820	1,844	2,101
Other Revenues	276	246	269	256
Grants & Contributions provided for Operating Purposes	4,601	4,166	4,212	4,310
Grants & Contributions provided for Capital Purposes	8,162	1,065	2,165	973
Interest & Investment Revenue	175	224	243	247
Other Income:				
Net gains from the disposal of assets	-	25	27	50
Joint Ventures & Associated Entities	47	81	98	98
Total Income from Continuing Operations	26,777	19,982	21,551	21,081
Expenses from Continuing Operations				
Employee Benefits & On-Costs	6,722	6,870	7,105	7,292
Borrowing Costs	256	234	258	230
Materials & Contracts	2,448	2,850	2,934	3,167
Depreciation & Amortisation	6,684	6,817	6,880	6,979
Other Expenses	3,404	2,893	2,990	3,062
Net Losses from the Disposal of Assets	351	-	-	-
Joint Ventures & Associated Entities	-	-	-	-
Total Expenses from Continuing Operations	19,866	19,664	20,167	20,730
Operating Result from Continuing Operations	6,911	318	1,384	351
Discontinued Operations - Profit/(Loss)	-	-	-	-
Net Profit/(Loss) from Discontinued Operations	-	-	-	-
Net Operating Result for the Year	6,911	318	1,384	351
Net Operating Result before Grants and Contributions provided for Capital Purposes	(1,251)	(747)	(781)	(622)

2021/22-2024/25 Delivery Program and 2021/22 Operational Plan

INCOME STATEMENT - GENERAL FUND	Projected Years			
	2021/22	2022/23	2023/24	2024/25
	\$'000	\$'000	\$'000	\$'000
Income from Continuing Operations				
Revenue:				
Rates & Annual Charges	10,381	10,847	11,110	11,384
User Charges & Fees	1,247	1,478	1,323	1,566
Other Revenues	272	242	265	252
Grants & Contributions provided for Operating Purposes	4,579	4,144	4,190	4,287
Grants & Contributions provided for Capital Purposes	8,109	1,011	2,110	916
Interest & Investment Revenue	123	171	189	192
Other Income:				
Net gains from the disposal of assets	-	25	27	50
Joint Ventures & Associated Entities	47	81	98	98
Total Income from Continuing Operations	24,758	17,999	19,312	18,745
Expenses from Continuing Operations				
Employee Benefits & On-Costs	6,428	6,566	6,792	6,969
Borrowing Costs	219	202	231	209
Materials & Contracts	1,708	2,118	2,108	2,310
Depreciation & Amortisation	6,090	6,217	6,274	6,367
Other Expenses	3,281	2,775	2,837	2,905
Net Losses from the Disposal of Assets	351	-	-	-
Joint Ventures & Associated Entities	-	-	-	-
Total Expenses from Continuing Operations	18,077	17,878	18,242	18,760
Operating Result from Continuing Operations	6,681	121	1070	(15)
Discontinued Operations - Profit/(Loss)	-	-	-	-
Net Profit/(Loss) from Discontinued Operations	-	-	-	-
Net Operating Result for the Year	6,681	121	1070	(15)
Net Operating Result before Grants and Contributions provided for Capital Purposes	(1,428)	(890)	(1,040)	(931)

2021/22-2024/25 Delivery Program and 2021/22 Operational Plan

INCOME STATEMENT - SEWER FUND	Projected Years			
	2021/22	2022/23	2023/24	2024/25
	\$'000	\$'000	\$'000	\$'000
Income from Continuing Operations				
Revenue:				
Rates & Annual Charges	1,436	1,508	1,583	1,662
User Charges & Fees	452	342	521	535
Other Revenues	4	4	4	4
Grants & Contributions provided for Operating Purposes	22	22	22	23
Grants & Contributions provided for Capital Purposes	53	54	55	57
Interest & Investment Revenue	52	53	54	55
Other Income:				
Net gains from the disposal of assets	-	-	-	-
Joint Ventures & Associated Entities	-	-	-	-
Total Income from Continuing Operations	2,019	1,983	2,239	2,336
Expenses from Continuing Operations				
Employee Benefits & On-Costs	295	304	313	323
Borrowing Costs	36	32	27	21
Materials & Contracts	741	732	826	857
Depreciation & Amortisation	594	600	606	612
Other Expenses	123	118	153	157
Net Losses from the Disposal of Assets	-	-	-	-
Joint Ventures & Associated Entities	-	-	-	-
Total Expenses from Continuing Operations	1,789	1,786	1,925	1,970
Operating Result from Continuing Operations	230	197	314	366
Discontinued Operations - Profit/(Loss)	-	-	-	-
Net Profit/(Loss) from Discontinued Operations	-	-	-	-
Net Operating Result for the Year	230	197	314	366
Net Operating Result before Grants and Contributions provided for Capital Purposes	177	143	259	309

Capital Expenditure Program – 4 Years

Capital Expenditure Program 2021/22

Grant Funding is not Guaranteed		Original Budget '2021/22	Project Funded By			
Buildings			General	Grants & Contributions	Restriction/ Borrowings*	Other
Council Buildings & Public Halls						
Blayney Community Centre - Minor Assets	5,800	5,800				
CWA/Meals on Wheels - Exterior Painting	5,000	5,000				
Blayney Library - Master Plan	6,000			6,000		
CentrePoint - Stage 2 Roofing Works	1,728,018			1,700,000	28,018	
Works Depot - Security Gate & Carpark Configuration	150,000	150,000				
Works Depot - Refurbishments	30,000	30,000				
Administration Building - Carpet Renewal	22,000	22,000				
Parks, Recreation & Sporting Grounds						
King George Oval Change Rooms	1,046,594	103,594		750,000	193,000	
Total Buildings	2,993,412	316,394		2,456,000	221,018	-
Other Structures			General	Grants & Contributions	Restriction/ Borrowings*	Other
Public Cemeteries						
Infrastructure Works	10,750	10,750				
Parks, Recreation & Sporting Grounds						
Neville Multipurpose Court	150,000			150,000		
Village Enhancement Program	133,000					133,000
Total Other Structures	293,750	10,750		150,000	-	133,000
Plant & Equipment			General	Grants & Contributions	Restriction/ Borrowings*	Other
Information Technology						
Councillors - iPad Replacement/Accessories	16,000	16,000				
Lorawan	2,500	2,500				
Mobile Device Replacements	5,000	5,000				
Mobile Phone Replacements	5,145	5,145				
PC Replacement/Additions	55,000	55,000				
Network Switches	9,000	9,000				
Fleet Replacement Program						
Minor Plant & Tools Replacement	32,306	32,306				
Light Vehicle Replacements	454,920	407,642			47,278	
P129 - Rotavator	21,013				21,013	
Leica Viva GS15 Equipment	35,000					35,000
Minor Plant & Equipment						
Minor Assets - Administration Office	3,380	3,380				
Minor Assets - CentrePoint	11,600	11,600				
Minor Assets - Blayney Library	18,445			18,445		
Total Plant & Equipment	669,309	547,573		18,445	68,291	35,000

2021/22-2024/25 Delivery Program and 2021/22 Operational Plan

Grant Funding is not Guaranteed		Original Budget '2021/22	Project Funded By			
Infrastructure		General	Grants & Contributions	Restriction/ Borrowings*	Other	
Urban Stormwater						
Renewals	29,500	29,500				
Frape & Beaufort Street	500,000			500,000*		
Adelaide Street Blayney	35,000	35,000				
Shared Pathways & Footpaths						
Footpath Renewals	79,885	47,547	32,338			
Stillingfleet St - SP - Adelaide St - Osman St (AMP 14A)	79,662		79,662			
Stillingfleet SP & Queen St FP - Osman St - Lee Hostel, KGO (AMP 14B)	61,248	61,248				
Belubula River Walk - SP - Stage 3 - Martin St - Charles St - Boardwalk to Island (AMP 9C)	672,000	168,000	504,000			
Carcoar St / Crouch St - Public Hall - Park (AMP AD1)	41,209	41,209				
Road Rehabilitation Local Roads						
Carcoar Street	931,782	344,760	587,022			
Forest Reefs Road - Pre Construction Investigation	110,000			110,000		
Carbine Road	1,154,760		604,760	550,000		
Panuara Road Heavy Patching	1,920,750		1,920,750			
Heavy Patching Program	516,907	516,907				
Reseal Program	416,200	416,200				
Gravel Resheeting Program	380,950	380,950				
Road Rehabilitation Regional Roads						
Hobbys Yards Road	615,913	307,957	307,956			
Bridges & Culverts						
Culvert Renewal Program	500,000	500,000				
Culvert Replacement - Belubula Way over Icely Creek	367,460		367,460			
Gallymont Road, Mandurama - Gally Swamp Bridge	340,000		340,000			
Lucan Road, Lyndhurst - Limestone Creek Bridge	373,000		373,000			
Leabeater Street, Lyndhurst - Grubbenbun Creek Bridge	420,000		192,000	228,000		
Boondaroo Creek (2020 Storm Event)	417,600	40,000	377,600			
Total Infrastructure	9,963,826	2,889,278	5,686,548	1,388,000	-	
Sewerage Infrastructure		General	Grants & Contributions	Restriction/ Borrowings*	Other	
Network Assets						
Plant & Equipment Replacement	48,329			48,329		
Mower for Mini Excavator	16,500			16,500		
KGO Gravity Sewer	65,000			65,000		
Sludge Lagoon aerator & pump replacement	23,760			23,760		
Lining/Replacement of Sewer Mains	215,000			215,000		
Total Sewerage Infrastructure	368,589	-	-	368,589	-	
Total Capital Expenditure	14,288,886	3,763,995	8,310,993	2,045,898	168,000	

Capital Expenditure Program 2022/23

Grant Funding is not Guaranteed		Original Budget '2022/23	Project Funded By			
Buildings			General	Grants & Contributions	Restriction/ Borrowings*	Other
Council Buildings & Public Halls						
Blayney Community Centre - Minor Assets	5,950	5,950				
Council Facilities - Energy Efficiency Enhancements	30,000	30,000				
Works Depot - Truck Wash	150,000	150,000				
Visitor Information Centre - Verandah Deck	50,000	50,000				
Blayney Community Centre - Exterior Painting	26,000	26,000				
Blayney Community Centre - Replace Carpet	35,000	35,000				
Total Buildings	296,950	296,950		-	-	-
Other Structures			General	Grants & Contributions	Restriction/ Borrowings*	Other
Public Cemeteries						
Infrastructure Works	11,000	11,000				
Parks, Recreation & Sporting Grounds						
Village Enhancement Program	138,500					138,500
Total Other Structures	149,500	11,000		-	-	138,500
Plant & Equipment			General	Grants & Contributions	Restriction/ Borrowings*	Other
Information Technology						
Councillors - iPad Replacement/Accessories	2,500	2,500				
Lorawan	2,500	2,500				
Mobile Device Replacements	6,000	6,000				
Mobile Phone Replacements	5,294	5,294				
VMWare ESX Upgrades	4,000	4,000				
UPS Battery Back up	8,000	8,000				
Production Firewall	5,000	5,000				
Supply and Install of Storage Area Network (SAN)	45,000	45,000				
Fleet Replacement Program						
Minor Plant & Tools Replacement	33,114	33,114				
Light Vehicle Replacements	344,605	344,605				
P35 - Watercart	297,250				297,250	
P36 - Watercart	297,250				297,250	
P51 - Grader Cat 140M AWD	538,445				538,445	
P61 - Backhoe JCB 3CX-APC Elite	183,071				183,071	
LC001 - John Deere F1575 mower	59,767				59,767	
LC002 - John Deere F1575 mower	59,767				59,767	
P78 - John Deere F1585 mower	59,767				59,767	
P99 - Flail mower	21,538				21,538	
P168 - VMS message board	23,153				23,153	
Minor Plant & Equipment						
Minor Assets - Administration Office	3,450	3,450				
Minor Assets - CentrePoint	11,900	11,900				
Minor Assets - Blayney Library	18,906			18,906		
Blayney Community Centre - Commercial Freezer	5,500	5,500				
Total Plant & Equipment	2,035,777	476,863		18,906	1,540,008	-

2021/22-2024/25 Delivery Program and 2021/22 Operational Plan

Grant Funding is not Guaranteed		Original Budget '2022/23	Project Funded By			
Infrastructure		General	Grants & Contributions	Restriction/ Borrowings*	Other	
Urban Stormwater						
Renewals	66,100	66,100				
Stabback & Unwin Street	605,751			605,751*		
Shared Pathways & Footpaths						
Footpath Renewals	48,737	48,737				
Medway St - Kerb blister / Crossing - Somers Place - Highway (Blayney AMP 7)	8,279	8,279				
Belubula River Walk - SP - Stage 4 - Charles St - Heritage park (Blayney AMP 9B)	365,638		365,638			
Carcoar St - FP - Ogilvy St - Carcoar St Existing (Blayney AMP 15)	7,781	7,781				
Hawke St - FP - Stirling Pl - Ewin St (Blayney AMP 19)	27,789	27,789				
Coombing St - FP Eulamore St - Showground Entrance (Carcoar AMP 8)	15,562	15,562				
Heritage Park - SP Extension - Bird Viewing Platform - Lower Farm Ln (Blayney AMP27)	14,821	14,821				
Crowson St - FP - Stage 2 - Stabback St - Pearce St (Millthorpe AMP 9B)	43,351	43,351				
Road Rehabilitation Local Roads						
Forest Reefs Road	1,298,040		600,958	697,082		
Heavy Patching Program	529,831	529,831				
Reseal Program	426,605	426,605				
Gravel Resheeting Program	391,867	391,867				
Road Rehabilitation Regional Roads						
Reseals & Heavy Patching	182,121		182,121			
Bridges & Culverts						
Culvert Renewal Program	512,500	512,500				
Four Mile Creek Road - Swallow Creek Bridge	606,230			606,230		
Total Infrastructure	5,151,003	2,093,223	1,148,717	1,909,063	-	
Sewerage Infrastructure		General	Grants & Contributions	Restriction/ Borrowings*	Other	
Network Assets						
Hardstand	32,340			32,340		
Telemetry Upgrade	78,000			78,000		
Potable water booster pump	5,128			5,128		
Lining/Replacement of Sewer Mains	75,000			75,000		
Total Sewerage Infrastructure	190,468	-	-	190,468	-	
Total Capital Expenditure		7,229,198	2,878,036	1,167,623	3,045,039	138,500

Capital Expenditure Program 2023/24

Grant Funding is not Guaranteed		Original Budget '2023/24	Project Funded By			
Buildings			General	Grants & Contributions	Restriction/ Borrowings*	Other
Council Buildings & Public Halls						
Blayney Community Centre - Minor Assets	6,100	6,100				
Council Administration Office - Internal Painting	10,000	10,000				
SES Office - Internal Painting	6,065	6,065				
Visitor Information Centre - External Painting	15,000	15,000				
Barry Hall - External Painting	15,000	15,000				
Blayney Library - Stage 2	1,500,000			1,500,000		
Parks, Recreation & Sporting Grounds						
King George Oval - Amenities Painting	30,000	30,000				
Total Buildings	1,582,165	82,165	1,500,000	-	-	
Other Structures			General	Grants & Contributions	Restriction/ Borrowings*	Other
Public Cemeteries						
Infrastructure Works	11,250	11,250				
Parks, Recreation & Sporting Grounds						
Village Enhancement Program	144,500					144,500
Total Other Structures	155,750	11,250	-	-		144,500
Plant & Equipment			General	Grants & Contributions	Restriction/ Borrowings*	Other
Information Technology						
Councillors - iPad Replacement/Accessories	2,500	2,500				
Lorawan	2,500	2,500				
Mobile Device Replacements	6,000	6,000				
Mobile Phone Replacements	5,606	5,606				
Server Replacement	35,000	35,000				
Corporate Management System Upgrade	350,000				350,000	
Asset Management System	70,000	70,000				
Aerial Imagery	18,395	18,395				
Fleet Replacement Program						
Minor Plant & Tools Replacement	33,942	33,942				
Light Vehicle Replacements	466,912	439,317			27,595	
P56 - Loader Hyundai HL740-9	264,915				264,915	
P38 - Volvo 12t Tipper	342,182				342,182	
P170 - Dog Trailer	99,343				99,343	
LC005 - Flail mower	36,426				36,426	
LC006 - Flail mower	36,426				36,426	
P98 - Slasher	16,557				16,557	
P149 - VMS message board	23,732				23,732	
Minor Plant & Equipment						
Minor Assets - Administration Office	3,550	3,550				
Minor Assets - CentrePoint	12,200	12,200				
Minor Assets - Blayney Library	19,379			19,379		
Blayney Community Centre - Fridges	11,600	11,600				
Total Plant & Equipment	1,857,165	640,610	19,379	1,197,176	-	

2021/22-2024/25 Delivery Program and 2021/22 Operational Plan

Grant Funding is not Guaranteed		Original Budget '2023/24	Project Funded By			
Infrastructure		General	Grants & Contributions	Restriction/ Borrowings*	Other	
Urban Stormwater						
Renewals	67,750	67,750				
Stabback & Unwin Street	605,751			605,751*		
Shared Pathways & Footpaths						
Footpath Renewals	49,955	49,955				
Coombing St - FP & Footbridge - Showground Entrance - Icely St (Carcoar AMP 2)	113,936	113,936				
Elliot St - FP - Victoria St - Pym St (Millthorpe AMP AD1)	48,992	48,992				
Road Rehabilitation Local Roads						
Mandurama Road	1,092,431	546,215	546,216			
Vittoria Road	695,816	695,816				
Heavy Patching Program	543,076	543,076				
Reseal Program	437,270	437,270				
Gravel Resheeting Program	403,099	403,099				
Road Rehabilitation Regional Roads						
Reseals & Heavy Patching	186,457		186,457			
Bridges & Culverts						
Culvert Replacement - Matthews Road, Cowriga Creek	60,920	60,920				
Total Infrastructure	4,305,453	2,967,029	732,673	605,751	-	
Sewerage Infrastructure		General	Grants & Contributions	Restriction/ Borrowings*	Other	
Network Assets						
Replacement of pumps in SPS (incl Millthorpe)	34,847			34,847		
Odour control blower	19,120			19,120		
Decanter (rubber belows, wire rope, motor and gear box)	30,000			30,000		
Lining/Replacement of Sewer Mains	225,000			225,000		
Total Sewerage Infrastructure	308,967	-	-	308,967	-	
Total Capital Expenditure		8,209,500	3,701,054	2,252,052	2,111,894	144,500

Capital Expenditure Program 2024/25

Grant Funding is not Guaranteed		Original Budget '2024/25	Project Funded By			
Buildings			General	Grants & Contributions	Restriction/ Borrowings*	Other
Council Buildings & Public Halls						
Blayney Community Centre - Minor Assets	6,250	6,250				
Parks, Recreation & Sporting Grounds						
Capital Park - Amenities Painting	4,044	4,044				
Carrington Park BBQ Shelter	5,055	5,055				
Redmond Oval Kitchen - Painting	10,110	10,110				
Total Buildings	25,459	25,459		-	-	-
Other Structures			General	Grants & Contributions	Restriction/ Borrowings*	Other
Public Cemeteries						
Infrastructure Works	11,550	11,550				
Parks, Recreation & Sporting Grounds						
Village Enhancement Program	151,000					151,000
Total Other Structures	162,550	11,550	-	-		151,000
Plant & Equipment			General	Grants & Contributions	Restriction/ Borrowings*	Other
Information Technology						
Councillors - iPad Replacement/Accessories	15,500	15,500				
Lorawan	2,500	2,500				
Mobile Device Replacements	7,000	7,000				
Mobile Phone Replacements	5,769	5,769				
PC Replacement/Additions	55,000	55,000				
Network Switches	10,000	10,000				
Fleet Replacement Program						
Minor Plant & Tools Replacement	34,790	34,790				
Light Vehicle Replacement	382,416	382,416				
P661 - Dynapac CA3500	164,054				164,054	
P662 - Dynapac CA3500	164,054				164,054	
P663 - Dynapac CA500PD	214,968				214,968	
P40 - Isuzu NH Rigid Haul Truck	90,513				90,513	
P601 - Hino 500 Series	131,243				131,243	
P602 - Hino 500 Series	131,243				131,243	
P603 - Hino 500 Series	131,243				131,243	
P77 - John Deere 6095MC	84,856				84,856	
P78 - John Deere 6095MC	84,856				84,856	
Kubota Ride-on Mower	28,285				28,285	
Kubota Ride-on Mower	28,285				28,285	
Minor Plant & Equipment						
Minor Assets - Administration Office	3,650	3,650				
Minor Assets - CentrePoint	12,500	12,500				
Minor Assets - Blayney Library	19,863			19,863		
Total Plant & Equipment	1,802,588	529,125	19,863	1,253,600		-

2021/22-2024/25 Delivery Program and 2021/22 Operational Plan

Grant Funding is not Guaranteed		Original Budget '2024/25	Project Funded By			
Infrastructure			General	Grants & Contributions	Restriction/ Borrowings*	Other
Urban Stormwater						
Renewals	69,400	69,400				
Shared Pathways & Footpaths						
Footpath Renewals	51,204	51,204				
Heritage Park (Adelaide St) - SP & Kerb Blisters - Stillingfleet St - Martha St (Blayney AMP 2)	35,035	35,035				
Orange Rd / Millthorpe Rd - SP - Binstead St - Nestle staff entrance (Blayney AMP 3)	270,604			270,604		
Charles St - FP - Adelaide St - Osman St (Blayney AMP 8)	49,049	49,049				
Mitchell St - FP - Napier St - Presidents Walk (Blayney AMP 6)	35,035	35,035				
Ewin St - FP - Existing - Palmer Street (Blayney AMP 18)	17,518	17,518				
Marsden St / Mt McDonald Rd - FP - Mt McDonald Rd (Existing) - Marsden St (School) (Lyndhurst AMP 3)	44,378	44,378				
Olive St - Silver St - Copper St (Mandurama AMP 7)	39,363			39,363		
Kerb & Gutter						
Network Renewals	66,000	66,000				
Road Rehabilitation Local Roads						
Mandurama Road	1,119,742	559,871	559,871			
Long Swamp Road	713,212				713,212	
Heavy Patching Program	556,653	556,653				
Reseal Program	448,202	448,202				
Gravel Resheeting Program	414,654	414,654				
Road Rehabilitation Regional Roads						
Reseals & Heavy Patching	190,896			190,896		
Bridges & Culverts						
Culvert Replacement - Gap Rd - Errowanbang Road Intersectio	75,431	75,431				
Total Infrastructure	4,196,376	2,422,430	1,060,734	713,212	-	
Sewerage Infrastructure						
Network Assets						
Light Plant & Equipment Replacement	52,045				52,045	
Step Screen - Replacement	90,456				90,456	
Lining/Replacement of Sewer Mains	230,000				230,000	
Total Sewerage Infrastructure	372,501	-	-	372,501	-	
Total Capital Expenditure	6,559,474	2,988,564	1,080,597	2,339,313	151,000	

How Council Raises its Revenue from Ratepayers

There are two types of revenue raised from ratepayers. The general approach adopted by Council in its revenue policy for each type of revenue is as follows:

Fees and Charges

These are the fees for particular services provided where the use of the service is discretionary or the charge only applies to the individual ratepayers who use the service. In these cases Council's policy is:

- where possible, to set the charges to recover the full attributed cost of providing the service; or
- where not possible, and therefore the cost of the service is subsidised by all ratepayers, to clearly show the extent of the subsidy. Some subsidies are unavoidable because of regulatory caps on the fee that can be charged.

Council has embarked on a program aimed at thoroughly investigating the roles and functions undertaken by Council and how these functions are funded. This will include a detailed review of service levels and the setting of fees and charges.

Rates

Rates are levied annually on each registered property owner in the Shire. Council's policy is to set rates at a level that will ensure Council's long term financial sustainability, taking into account:

- the services which the community expects Council to provide;
- the cost of maintaining and replacing assets;
- the expected level of income from grants;
- the servicing of a prudent level of borrowings, to preserve intergenerational equity; and
- the need to cover subsidies in the cost of providing services not fully recouped from fees and charges.

They are tempered by the community's ability to pay as ascertained through formal consultation.

Allocation of rate burden between ratepayers

Council recognises that rates are a tax and should therefore:

- comply with the principles of taxation including equity, efficiency, simplicity and sustainability; and
- be applied for the overall public benefit of all ratepayers.

In considering the rating structure for the Shire, Council seeks to achieve a reasonable and equitable distribution of the rate burden across all categories of ratepayers. It does this by structuring the rate by:

- a) dividing rateable land into sub-categories having similar characteristics;
- b) dividing the ordinary rate into:
 - i. a base rate; and
 - ii. an ad valorem rate; and
- c) using special rates where appropriate for specific projects or well defined purposes.

Categories of rateable land

Under the Local Government Act there are 4 permissible categories of rateable land: residential, farmland, business and mining.

Councils have discretion to divide these categories into sub-categories for the purpose of making the ordinary rates applicable to each of them. Residential sub-categories must be rural residential or based on centres of population and business sub-categories must be based on centres of activity.

Ordinary rates

Ordinary rates must be levied by Council each year. Each Council may structure its ordinary rate:

- entirely as an ad valorem rate (i.e. cents in the dollar on the Valuer-General's unimproved capital valuation), which may be subject to a minimum amount; or
- as a base amount plus an ad valorem amount, in which case the base amount for a category or sub-category cannot raise more than 50% of the rates for that category or sub-category.

Council has adopted a policy of using the second or two-part rating structure by levying a base amount plus an ad valorem amount, for the reasons explained below.

Ordinary Rates are applied to properties on the basis of independent valuations supplied to Council on all rateable properties within the Shire boundaries by Land and Property Information NSW. All of the valuations used in the 2021/22 rating period have a base date of 1 July 2019.

In accordance with s497 of the Local Government Act 1993 the structure of the Ordinary Rate comprises:

- i) a base amount; plus
- ii) an ad valorem component (i.e. a rate levied on the unimproved land value).

Each property is categorised into one of four rating categories. The property is then sub-categorised which determines the base amount and the ad valorem rate that is levied on that property.

Base amounts

The base amount, which is a component of the ordinary rate, is a set dollar amount for each sub-category. Council uses a base amount in recognition of the fact that there are basic services provided by Council and general administrative and overhead costs that benefit all properties regardless of rateable value, which in equity should be borne equally by all ratepayers. It also avoids the uneven distribution of the rate burden that would result from a wholly ad valorem rate structure. Base amounts tend to eliminate highs and lows in the total rate burden within each sub-category.

Base rates are used by Councils to reflect the costs of service provision and operational requirements of the organisation. In principle, the base rates should reflect the required costs that need to be met by a Council and its community before other works or

services are provided. This includes costs associated with insurance, contributions to the NSW Rural Fire Service and Town Fire Brigades, libraries, museums, electricity and gas and some wages. In setting the base amount for each sub-category Council has sought to achieve a fair and equitable balance between the ratepayers in each sub-category and between sub-categories.

Under Local Government legislation Council is allowed to raise up to 50% of its rates income from base rates and the remainder from ad valorem rates based on the Valuer General's assessment of a property's Unimproved Capital Value (UCV). In past years Council has set its base rates well below the 50% mark. As the costs of living have increased and government subsidies to Council have reduced, the cost of common services of Council to operate have increased.

Ad valorem rates

Once the base amount is set, the balance of the ordinary rates is calculated as a percentage of the Valuer-General's valuation for each parcel of land. It is a principle of local government rating in NSW that the majority of the rate burden is imposed based on the value of rateable property, so this must remain the primary and predominant determinant of overall rates.

The current base date for all valuations in the Shire is 1 July 2019 and was effective from 1 July 2020.

Special rate variations

Special rate variations have been levied by Council for specific projects. They may be levied on all rateable land in the Shire or only part of it. Council currently has in effect for the 2021/22 Operational Plan the Mining Special Rate variation for funding roads, bridges, land acquisitions, community infrastructure works and community contributions. Council also has in place a Special Rate Variation for funding the program of infrastructure renewal for roads, bridges, footpaths and buildings within the Blayney Shire.

Pensioner rates concessions

In accordance with NSW State government policy, as embodied in s.575 of the Local Government Act 1993, Council allows eligible pensioners a concession of \$250 on their assessments for rates and domestic waste management charges. Some part of this is recouped from government, but a substantial part of this concession falls to be borne by Council or, effectively, non-concessional ratepayers. For the 2021/22 year pensioner concessions were allowed on 581 rate assessments. The rates yield in the tables above is gross revenue before allowing for these concessions.

Hardship policy

Ratepayers who are suffering genuine hardship in payment of their rates may apply to Council for special consideration. This may include agreement to a periodical payment arrangement or in some cases reduction or waiver of interest on overdue rates. Full details are set out in the Pensioner and Rates Hardship Policy (policy 5E) available on Council's website.

Rates and Annual Charges

Rating Structure for the 2021/22 Rating Year

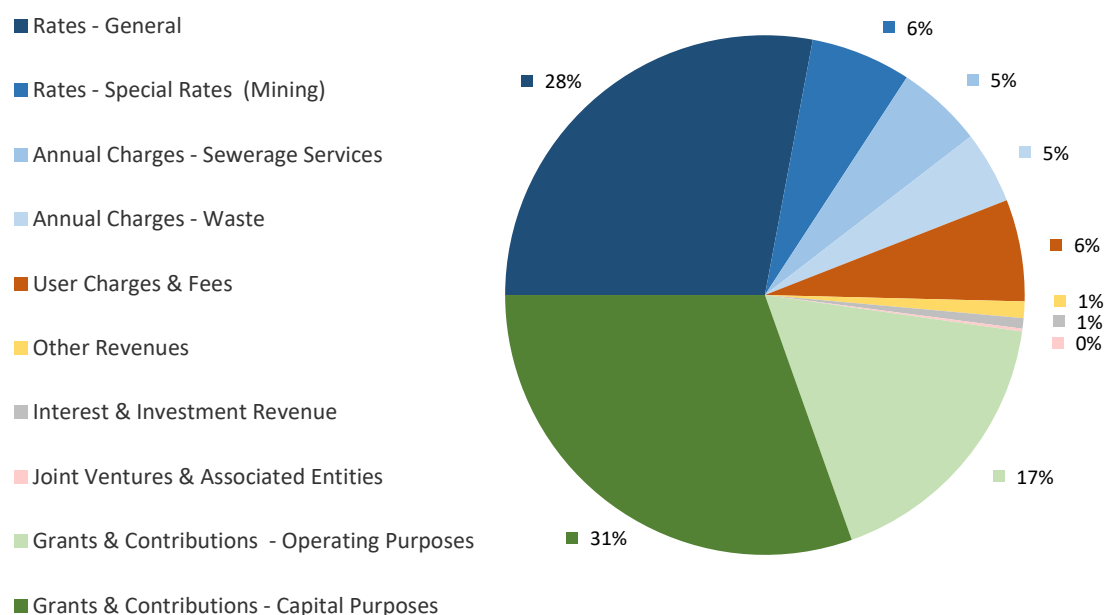
As an organisation, Council is committed to providing revenue-raising policies, which are simple, fair, uniform and more importantly acceptable to the wider community.

Council, at all times, strives to make more effective, efficient and economic use of all available resources by fostering a co-operative approach within the organisation specifically and the broader community generally.

The Local Government Act 1993 prescribes that Council may raise revenue in a number of different ways. These include rates, charges, fees, grants, borrowings and investments.

2021/22 Source of Funds	Amount (\$'000)
Rates - General	7,498
Rates - Special Rates (Mining)	1,675
Annual Charges - Sewerage Services	1,436
Annual Charges - Waste	1,207
User Charges & Fees	1,700
Other Revenues	276
Interest & Investment Revenue	174
Joint Ventures & Associated Entities	47
Grants & Contributions - Operating Purposes	4,601
Grants & Contributions - Capital Purposes	8,161
Total Income from Continuing Operations	26,777

Income from Continuing Operations



Included in this Revenue Policy is Council's pricing policy, proposed borrowings and a schedule of Fees and Charges. Following are the forms of charges that Council will be levying on properties in the 2021/22 Financial Year.

Rate structure 2021/22

Pursuant to s.405 of the Local Government Act, Council must have for inspection at its office a map⁴ that shows the parts of its area to which each category, and sub-category, of the ordinary rate and each special rate included in the draft operational plan applied during a period of public exhibition.

Rating Structure for the 2021/2022 Rating Year							
Name of Category/Sub Category	No. of Assessments	Base Rate	Ad Valorem	Land Value	Total Yield	Average Rate	% Yield from Base Amount
Residential							
Ordinary Rate	1,173	\$345	0.00188540	\$219,856,042	\$819,202	\$698.38	49.40%
Blayney & Carcoar	1,365	\$345	0.00423202	\$120,794,540	\$982,130	\$719.51	47.95%
Millthorpe	329	\$345	0.00172446	\$71,881,560	\$237,462	\$721.77	47.80%
Business							
Ordinary Rate	91	\$445	0.00406360	\$14,370,430	\$98,891	\$1,086.71	40.95%
Business Blayney	168	\$445	0.00817252	\$16,841,400	\$212,397	\$1,264.27	35.20%
Business Millthorpe & Carcoar	57	\$445	0.00551905	\$8,693,600	\$73,345	\$1,286.76	34.58%
Farmland							
Ordinary Rate	736	\$560	0.00220200	\$842,387,970	\$2,267,098	\$3,080.30	18.18%
Mining							
Ordinary Rate	1	\$1,100	0.03840800	\$426,000	\$17,462	\$17,461.81	6.30%
Mining Gold		\$1,100	0.04000000				
Mining Gold / Copper Combined	1	\$1,100	0.04170870	\$110,000,000	\$4,589,057	\$4,589,057	0.02%
Total Yield				\$1,405,251,542	\$9,297,043		

⁴ These maps are available for inspection at Council's Administration Office at 91 Adelaide Street, Blayney. They may also be accessed from Council website on: <https://maps.blayney.nsw.gov.au/intramaps90public/default.htm?project=BSCEExternal&module=Rates> option under Rates in the Module Menu.

Annual Charges Sewer Services for Blayney and Millthorpe

For Residential Properties

A uniform sewerage charge is applied to all residential customers in accordance with the Department of Environment, Climate Change and Water Best Practice sewer pricing guidelines.

Sewerage Charges have been set to meet the requirements of the State Government Best-Practice Management of Water and Sewerage guidelines that requires prices to be set based on long term strategic business planning and full cost recovery. The following wastewater (sewerage) service charges for 2021/22 are proposed:

Residential			
	Access Charge	No. of Properties	Total Yield
Connected	\$700	1,517	\$1,061,900
Vacant / Unmetered	\$360	114	\$41,040
Estimated Total Yield			\$1,102,940

For Non-residential Properties

A two-part tariff, being a Connection Charge and a Usage Charge will be applied. Non-Residential properties include multiple occupancies, such as non-strata flats and units, and those properties which are categorised as “Business” for rating purposes.

The **Connection Charge** is determined by multiplying the access charge applicable to the water service connection size, by the Sewerage Discharge Factor (SDF).

The **Usage Charge** is the estimated % of a customer’s water consumption that is discharged into the sewer. It is determined by multiplying the number of kilolitres of water consumed, by the SDF, and then by the scheduled per kilolitre usage charge determined by Council.

Council issues sewer usage charges every three months in arrears, and are included on the rates instalment notice.

The SDF is a customer’s estimated volume discharged into the sewerage system to the customer’s total water consumption. For non-residential properties the SDF varies based on the usage requirements of a customer’s enterprise.



Proposed Non-Res Sewer Charges for 2021/22

	Annual Charge (Prior to SDF Factor)	No. of Properties	Quarter Charge before SDF applied	Min. quarterly amount charged
20mm Water Service	\$584	161	\$146	\$175
25mm Water Service	\$896	21	\$224	\$175
32mm Water Service	\$1,460	18	\$365	\$175
40mm Water Service	\$2,288	11	\$572	\$175
50mm Water Service	\$3,568	24	\$892	\$175
80mm Water Service	\$9,112	1	\$2,278	
100mm Water Service	\$14,288	6	\$3,572	
150mm Water Service	\$32,148	2	\$8,037	
Vacant/Unmetered	\$360	49		
Usage Charge (per kl)	\$1.50			
Estimated Total Yield				\$397,000

Future Sewerage Infrastructure Subsidy Charge

Council has prepared a Sewerage Development Servicing Plan which informs Council of the Developer Charges to be applied to new development. The Developer Charges are levied under s.64 of the Local Government Act and contribute to funding Council's future expansion of the sewerage infrastructure as a result of the new development.

The Development Servicing Plan is prepared in accordance with the 2016 Developer Charges Guidelines for Water Supply, Sewerage and Stormwater issued by the Minister for Lands and Water, pursuant to s.306(3) of the Water Management Act.

Council has elected to levy Developer Charges lower than the calculated Developer Charges for the 2 service areas, Blayney and Millthorpe. The Developer Charges have been set in consideration of financial, social and environmental factors to determine a Developer Charge which is balanced, fair and meets Council's objectives. The cross-subsidy, resulting from capping of Developer Charges, must be disclosed in Council's DSP, annual Operational Plan and Annual Report.

The amount determined per Typical Residential Bill (TRB) is disclosed below and will apply to all properties as follows:

Future Sewerage Infrastructure Subsidy Charge			
	Access Charge	No. of Properties	Total Yield
Connected - Residential	\$55	1,543	\$84,865
Connected - Business	\$55	206	\$13,310
Vacant (Unconnected)	\$55	168	\$9,240
Estimated Total Yield			\$107,415

Liquid Trade Waste Charges for 2021/22

Commercial (Non-Residential)		
	Annual Fee	No. of Properties
Annual Trade Waste Fee	\$108	62
Annual Trade Waste Fee (Large Dischargers Category 3)	\$400	1
Liquid Trade Waste User Charges with Trade Waste Agreement (Category 1, Category 2/2s)	\$2.17	23
Liquid Trade Waste User Charges with No Trade Waste Agreement	\$21.05	12
Excess Mass Chargers for Category (3 Dischargers)	\$Per the table	
Water Testing Charges (if required)	\$280.00 per quarter	1
Estimated Total Yield		\$64,750

Annual Charges - Waste Management

Domestic Waste Management services are provided to the residents of Blayney, Millthorpe, Carcoar, Lyndhurst, Neville, Panuara, Newbridge, Hobbys Yards, Barry, Forest Reefs and specific rural areas. The service includes a weekly garbage collection service and a fortnightly recycling collection service.

Domestic Waste Management Charge and the Non-Domestic Waste Management Charge reflect the cost to provide this service.

A Waste Management Levy is applied to all properties in the Blayney Shire to create an equitable contribution by all residents towards the operation of the Blayney Waste Facility, in particular management and processing of recycling and green waste, which will incur a significant increase in costs.



Charge Category and Description	Annual Charge	No. of Properties
Waste Management Levy	2021/22 Proposed	
Waste Management Levy <i>This is waste management charge is applied to all properties funding waste disposal services for the Blayney Shire</i>	\$36	4,037
Domestic Waste Management		
Domestic Waste Management Service Charge <i>This is applied to properties that have a residence within the waste collection area.</i>	\$340	2,603
Domestic Waste Management Availability Charge <i>This charge is applied to properties within the waste collection area that do not have a service but it is available i.e. vacant land</i>	\$60	285
Commercial (Non-Domestic) Waste Management		
Non-Domestic Waste Management Service Charge <i>This is applied to properties for non-domestic properties within the waste collection area</i>	\$440	338
Non-Domestic Waste Management Availability Charge <i>This charge is applied to properties within the waste collection area that do not have a service but it is available i.e. vacant land</i>	\$60	91
Non-Domestic Waste Service Management Charge for Charity and Not Profit Organisations <i>This is applied to the above properties for non-domestic properties within the waste collection area</i>	\$120	10
Extra Services		
Additional Garbage Charge – per red bin	\$280	90
Additional Recycling Charge – per yellow bin	\$120	30
Total Yield	\$1,231,632	

Proposed Borrowings

Council Borrowings

Council determines borrowing requirements in conjunction with the review of its 10-year Long Term Financial Plan (LTFP). The borrowing of funds, if required, will be in accordance with Part 12 - Loans (sections 621,622,623 and 624) of the Local Government Act and the Minister of Local Government Borrowing Order.

The 2021/22 Operational Plan includes the following borrowings:

Stormwater Drainage	\$500,000
---------------------	-----------

Pricing Policy

The delivery of goods and services within available resources provides the frame work behind the determination of Council pricing structure. The recovery of costs in the provision of goods and services is considered central to the efficient operation of the organisation. Adherence to Council's pricing obligations under the Local Government Act 1993, the Local Government Regulations and other legislation may dilute Council's attempt to recover costs in the provision of some goods and services.

Council reserves the right to discount fees and charges below the cost of providing the product where it considers the benefits of this action represent the best interests of the community. Council has specifically identified that the use of the Community Centre and Sporting Facilities will be subsidised.

Council remains responsive to, but not bound by, the recommendations of other government authorities and other interested parties in relation to setting fees and charges. When determining costs Council recognises that the true costs include costs associated with the product such as administrative or supervisory costs. The true cost may also involve the recovery from current customers for future costs. Generally, Council endeavours to recover the cost of providing the goods and services, recognising its community service obligations and the ability to pay.

The delivery of goods and services within available resources provides the framework behind the determination of Council pricing structure. The recovery of costs in the provision of goods and services is considered central to the efficient operation of the organisation. Adherence to Council's pricing obligations under the Local Government Act 1993, the Local Government Regulations and other legislation may dilute Council's attempt to recover costs in the provision of some goods and services.

Council reserves the right to discount fees and charges below the cost of providing the product where it considers the benefits of this action represent the best interests of the community. Council has specifically identified that the use of the Community Centre and Sporting Facilities will be subsidised which is aligned to the priorities of the Community Strategic Future Direction 4: Enhance facilities and networks that support Community, Sport, Heritage and Culture.

Council remains responsive to, but not bound by, the recommendations of other government authorities and other interested parties in relation to setting fees and charges. When determining costs Council recognises that, the true costs include costs associated with the product such as administrative or supervisory costs. The true cost may also involve the recovery from current customers for future costs.

Generally, Council endeavours to recover the cost of providing the goods and services, recognising its community service obligations and the ability to pay.

In accordance with s.608 of the *Local Government Act 1993* and other applicable legislation, Council charges and recovers approved fees for any services it provides as contained within its schedule of fees and charges.

All of Council's fees and charges are reviewed on an annual basis prior to the finalisation of Council's Annual Operational Plan. From time to time, other state agencies may alter statutory fees and these will be automatically updated on the Council's website. Council is authorised pursuant to s.608 to charge and recover an approved fee for any service it provides other than a service provided on an annual basis for which it makes an annual charge under s.501.

In determining its fees under s.608, Council has taken into consideration the following factors as prescribed:

- The cost to Council of providing the service
- The price suggested for that service by an relevant industry body or in any schedule of charges published from time to time by the department
- The importance of the service to the community
- Any factors specified in the regulations

Also in accordance with s.404(5) of the Local Government Act, Council is not required to and does not provide any information in its Schedule of Fees of its pricing policy, which could confer a commercial advantage on a competition in respect to Council's business enterprises.




The Fees and Charges are provided as attachment to this document. The following are a summary of Council's pricing policy applied to its Fees and Charges:

Pricing Policy	Description
Statutory	This is the amount required to be charged by statute. Where this principle applies, Council has no discretionary power to alter the amount.
User Pay	The pricing for these services is set below the financial cost of providing the service. The fees received are expected to make a contribution towards the cost provision, with the balance being met from general revenues. The principles associated with this pricing category may include the following: <ul style="list-style-type: none"> • Expected benefit to the community as a whole; • Benefit of service may be spread across a large number of users including unrelated third parties; • Objective is to enable maximum access to the service, particularly keeping lower income users in mind.
Regulatory	This is the amount determined by Council pursuant to powers under statute. Where this principle applies fee received covers up to amount legally recoverable.

Goods and Services Tax

Goods and Services Tax (GST) of 10% is payable on several services provided by the Council. In general, GST will not be payable on regulated fees and charges, unless contestable. Fees and Charges regulated under the Local Government Act include planning and development fees, zoning, development application fees and dog registration fees. GST will be generally payable on non-regulated fees unless a specific exemption applies. This document identifies where GST is applicable or is not applicable.



2021/22

Schedule of Fees & Charges



Function/ Activity	Fee Name	Pricing Principle	Total Fee 2021/22	GST Incl
Administration	Dishonoured Payments			
Administration	- Fee for returned payments (each instance) in addition to bank charge.	User Pay	\$ 19.50	±
Administration	Black & White Photocopying			
Administration	- A4 Copies (each)	User Pay	\$ 3.65	±
Administration	- A3 Copies (each)	User Pay	\$ 4.15	±
Administration	- A2 Copies (each)	User Pay	\$ 22.00	±
Administration	- A1 Copies (each)	User Pay	\$ 26.00	±
Administration	- Double Sided - Above fee PLUS 50%	User Pay		
Administration	Colour Photocopying			
Administration	- A4 Copies (each)	User Pay	\$ 3.65	±
Administration	- A3 Copies (each)	User Pay	\$ 4.15	±
Administration	- A2 Copies (each)	User Pay	\$ 34.00	±
Administration	- A1 Copies (each)	User Pay	\$ 55.00	±
Administration	- Double Sided – Above fee PLUS 50%	User Pay		
Administration	GIS Search and Retrieve Information			
Administration	- A4 Sheet	User Pay	\$ 66.00	±
Administration	- A3 Sheet	User Pay	\$ 78.50	±
Administration	- A2 Sheet	User Pay	\$ 106.50	±
Administration	- A1 Sheet	User Pay	\$ 149.00	±
Administration	- A0 Sheet	User Pay	\$ 165.50	±
Administration	PA System Hire			
Administration	- PA System (per day)	User Pay	\$ 123.00	±
Administration	- Security Deposit (Refundable)	User Pay	\$ 100.00	±
Administration	Computer Projector Hire (Community Groups and Agencies Only)			
Administration	- Projector (per day)	User Pay	\$ 197.00	±
Administration	- Security Deposit (Refundable)	User Pay	\$ 100.00	±
Administration	Section 603 Certificates			
Administration	- Certificate Fee	Statutory**	\$ 85.00	
Administration	- Additional Urgent Fee (within 48hrs)	User Pay	\$ 68.00	±
Administration	- Refund / Cancellation Fee	User Pay	\$ 31.00	±
Administration	- Duplicate Certificate Fee	User Pay	\$ 61.00	±
Administration	Subpoena Charges			
Administration	- Ordinary Hours (per hour)	User Pay	\$ 309.00	±
Administration	- Overtime Hours (per hour)	User Pay	\$ 414.00	±
Administration	- Urgency Fee (<5 working days notice)	User Pay	\$ 109.00	±
Administration	*This fee includes the supply of information under the Workplace Injury Management and Workers Compensation Act 1998**			
Administration	Rate enquiry / Property enquiry / Valuation enquiry (fee per property)			
Administration	- Written (per hour)	User Pay	\$ 116.00	±
Administration	- Per 15 mins	User Pay	\$ 74.00	±
Administration	Staff Costs			
Administration	- General Manager/Directors per hour	User Pay	\$ 320.00	±
Administration	- Managers per hour	User Pay	\$ 255.00	±
Administration	- Clerical/Admin Staff per hour	User Pay	\$ 190.00	±
Administration	- Works Staff per hour	User Pay	Full Cost + 30%	±
Administration	- Scanning and Emailing of Documents	User Pay	Full Cost + 30%	±
Administration	Access to Information – Government Information (Public Access) Act			
Administration	Formal Application			
Administration	- Processing Fee	Statutory**	\$ 30.00	
Administration	- Processing Charge (per hour)	Statutory**	\$ 30.00	
Administration	Internal Review			
Administration	- Processing Fee	Statutory**	\$ 40.00	
Administration	*Note: Applicants are entitled to a 50% reduction of processing charges on financial hardship grounds or if the information required is of special benefit to the public generally.			
Administration	Business Paper Supply			
Administration	- Supply of Business Paper per month (other than current month's Council meeting)	Regulatory	\$ 38.00	±
Administration	- Additional Postage & Handling Charge	Regulatory	\$ 30.00	±
Administration	Corporate Plan Supply			
Administration	- Supply of either Community Strategic Plan, Delivery Program or Operational Plan	Regulatory	\$ 60.00	±
Administration	Rates Hardship provisions apply per Council policy (<i>s.566 Local Government Act</i>)		\$ -	
Administration	- Copy of rates/instalment notice	User Pay	\$ 24.00	
Administration	- Processing fee - refund overpayment of rates	User Pay	\$ 34.00	
Administration	- Accrual of Interest on Overdue Rates and Charges	Statutory**	6%	
Administration	- Debt Recovery charges on Overdue Rates and Charges (s.712) including prior legal action, legal action and late stage intervention	User Pay	Full Cost	
Administration	Sundry Debtors			
Administration	- Debt Recovery charges on Sundry Debtors including late stage intervention and service fee.	User Pay	Full Cost	±
Engineering	Application for Change of Street Number and Address			
Engineering	- Application Fee	User Pay	\$ 424.00	±
Engineering	- Administration Fee (if approved)	User Pay	\$ 198.00	±

Function/ Activity	Fee Name	Pricing Principle	Total Fee 2021/22	GST Incl
Engineering	Permanent Road Closure <i>Applicant to pay all fees to external parties</i>			
Engineering	- Application for Closing of Public Road	Regulatory	\$ 344.00	±
Engineering	Temporary Road Closure			
Engineering	- Advertising fee for temporary closures for festivals etc.	Regulatory		
Engineering	Driveway Access Levels			
Engineering	- Inspection Fee	User Pay	\$ 150.00	±
Engineering	- Design Fee	User Pay	\$ 250.00	±
Engineering	- Rural Address Numbers	User Pay	\$ 32.00	±
Engineering	Kerb and Gutter Security Deposit •Where a concrete kerb and gutter or footpath exists outside a development site (per lineal metre). •Where remediation is to be undertaken by Council, works will be charged at the applicable Private Works rate. Private Works is <u>not exempt</u> . •Works charge under section 247 of the Roads Act may recover the cost of paving, kerb, gutter and footpath. Contribution is 50% and is GST exempt and not allocated to trust.			
Engineering	- Kerb and Gutter (per lineal metre)	User Pay	\$ 35.00	±
Engineering	- Minimum Charge	User Pay	\$ 507.00	±
Engineering	- Footpaths (per square metre)	User Pay	\$ 850.00	±
Engineering	- Minimum Charge	User Pay	\$ 507.00	±
Engineering	- Minimum Charge	User Pay	\$ 828.00	±
Engineering	Inspections – Road Construction <i>Charge for inspections in respect of road construction by private developers.</i>			
Engineering	- Inspection of Construction Site (per lineal metre)	User Pay	\$ 15.00	±
Engineering	Bond – Civil Construction			
Engineering	Bond for civil construction works to be included in Councils Asset Register, to be held per time frame specified in Development Application.	User Pay	5% of total Construction Cost OR \$520 per additional lot, whichever is >	
Engineering	Street Signs			
Engineering	- Provision and installation of each sign	User Pay	\$ 482.00	±
Engineering	Street Trees			
Engineering	- Provision and installation of street trees per lot	User Pay	\$ 256.00	±
Emergency Services & Fire Protection	Receive Annual Fire Safety Statement	User Pay	\$ 55.00	±
Emergency Services & Fire Protection	Follow-up/Reminder Overdue Fire Safety Certificate	User Pay	\$ 55.00	±
Animal Control	Companion Animal Registration <i>Fees set by legislation for lifetime of animal</i>			
Animal Control	- Dog - Desexed	Statutory**	\$ 66.00	
Animal Control	- Dog - Desexed (eligible pensioner)	Statutory**	\$ 27.00	
Animal Control	- Dog - Desexed (sold by pound)	Statutory**	\$ -	
Animal Control	- Dog - Not Desexed or Desexed (after relevant age)	Statutory**	\$ 224.00	
Animal Control	- Dog - Not Desexed (not recommended)	Statutory**	\$ 66.00	
Animal Control	- Dog - Not Desexed (recognised breeder)	Statutory**	\$ 66.00	
Animal Control	- Dog - working	Statutory**	\$ -	
Animal Control	- Dog - Assistance Animal	Statutory**	\$ -	
Animal Control	- Cat - Desexed ot Not Desexed	Statutory**	\$ 56.00	
Animal Control	- Cat - Eligible pensioner	Statutory**	\$ 27.00	
Animal Control	- Cat - Desexed (sold by pound/shelter)	Statutory**	\$ -	
Animal Control	- Cat - Not desexed (not recommended)	Statutory**	\$ 56.00	
Animal Control	- Cat - Not desexed (recognised breeder)	Statutory**	\$ 56.00	
Animal Control	- Registration late fee	Statutory**	\$ 18.00	
Animal Control	Annual Permit Fees			
Animal Control	- Undesexed cat by four months of age	Statutory**	\$ 81.00	
Animal Control	- Dog declared to be dangerous	Statutory**	\$ 197.00	
Animal Control	- Dog declared to be restricted breed or restricted by birth	Statutory**	\$ 197.00	
Animal Control	- Permit late fee	Statutory**	\$ 18.00	
Animal Control	Impounding of Dogs			
Animal Control	- per dog for first impounding	User Pay	\$ 62.00	±
Animal Control	- for any subsequent impounding	User Pay	\$ 124.00	±
Animal Control	- Sustenance of Dogs whilst impounded (per day or part thereof)	User Pay	\$ 18.00	±
Animal Control	- Surrender Animal	User Pay	\$ 44.00	±
Animal Control	Sale of Impounded Dogs			
Animal Control	- Desexed Animal PLUS microchipping & registration	User Pay	\$ 22.00	±
Animal Control	- Non Desexed Animal PLUS microchipping & registration	User Pay	\$ 42.00	±
Animal Control	- Council Microchipping Fee	User Pay	\$ 29.00	±
Animal Control	Cat Trap / Dog Trap			
Animal Control	- Weekly Hire	User Pay	\$ 30.00	±
Animal Control	- Deposit (Refundable)	User Pay	\$ 105.00	±
Animal Control	- Trap Replacement – in the event that the trap is lost or needs to be replaced	User Pay	\$ 536.00	±
Animal Control	Straying Livestock			
Animal Control	- Per incident of impounding PLUS transport fee below	User Pay	\$ 190.00	±
Animal Control	- Per incident of impounding without transport	User Pay	\$ 74.00	±

Function/ Activity	Fee Name	Pricing Principle	Total Fee 2021/22	GST Incl
Animal Control	Livestock Impounding			
Animal Control	- Horses & Cattle - Sustenance whilst impounded per head per day	User Pay	Full Cost + 30%	
Animal Control	- Sheep - Sustenance whilst impounded per head per day	User Pay	Full Cost + 30%	
Animal Control	- All Other Animals - Sustenance whilst impounded per head per day	User Pay	Full Cost + 30%	
Animal Control	- Veterinary Costs whilst impounded	User Pay	Full Cost + 30%	
Animal Control	- Loss or Damage caused by straying stock including repairs	User Pay	Full Cost + 30%	±
Animal Control	Impounding Articles			
Animal Control	- Per incident of impounding PLUS transport fee	User Pay	\$ 317.00	±
Animal Control	- Storage fee – per article per day	User Pay	\$ 30.00	±
Animal Control	- Notification / incident	User Pay	\$ 105.00	±
Animal Control	Transport Fee			
Animal Control	- Transport of any article or animal	User Pay	Full Cost + 30%	±
Animal Control	Ranger / Staff Duties			
Animal Control	- Per Hour (incl. vehicle cost)	User Pay	\$ 190.00	±
Environmental Health	Health Act			
Environmental Health	- Registration under the Public Health Act & Regulation		Nil	
Environmental Health	- Inspection of Barber/Hairdressers, Beauty Salon & Skin Penetration Premises	User Pay	\$ 135.00	
Environmental Health	- Inspection of Cooling Tower	User Pay	\$ 135.00	
Environmental Health	- Reinspection Fee	User Pay	\$ 70.00	
Environmental Health	Food Act			
Environmental Health	- Annual Administration Charge	Regulatory	\$ 178.00	
Environmental Health	- Inspection fee - Low Risk Food Premises	User Pay	\$ 86.00	
Environmental Health	- Inspection fee - Medium & High Risk Food Premises	User Pay	\$ 178.00	
Environmental Health	- Reinspection fee - high, medium and low risk food premises	User Pay	\$ 86.00	
Environmental Health	- Improvement Notice	Regulatory	\$ 330.00	
Environmental Health	Events (markets, shows etc.)			
Environmental Health	- Registration of a single individual food stall for 12 months (1 July - 30 June) operating at multiple events within Blayney Shire under the Local Government Act	User Pay	\$ 27.00	
Environmental Health	- Inspection of temporary food premises (whole event, multiple premises) maximum of 20 stalls	User Pay	\$ 54.00	
Environmental Health	- Inspection of temporary food premises (whole event, multiple premises) 21 or more stalls	User Pay	\$ 444.00	
Environmental Health	Giving Effect to an Order			
Environmental Health	- Administration Fee	User Pay	\$ 550.00	
Environmental Health	Amusement Devices			
Environmental Health	- Inspection fee - Major Ride	User Pay	\$ 38.00	
Environmental Health	- Inspection fee - Minor Ride	User Pay	\$ 26.00	
Environmental Health	- Additional Late Application Fee (Less than 72 hours notice)	User Pay	\$ 224.00	
Environmental Health	Protection of Environment Operations Act 1997			
Environmental Health	- Registration Inspection Fee - Underground Petroleum Storage System	User Pay	\$ 135.00	
Environmental Health	- Registration Reinspection Fee - Underground Petroleum Storage Systems	User Pay	\$ 68.00	
Local Government Act	Activities Requiring Approval under S.68 Local Government Act			
Local Government Act	Part A – Structures or places of public entertainment			
Local Government Act	- Install a manufactured home on an allotment (includes certificate of completion)	User Pay	\$ 900.00	
Local Government Act	Part B – Water supply, sewerage & stormwater drainage work			
Local Government Act	- General	User Pay	\$ 350.00	
Local Government Act	- Drainage works for new dwellings and dwelling alterations in a area serviced by sewer mains	User Pay	\$ 350.00	

Function/ Activity	Fee Name	Pricing Principle	Total Fee 2021/22	GST Incl
Local Government Act	- Drainage works for new dwellings and dwelling alterations not in an area serviced by sewer mains including new geotech system	User Pay	\$ 575.00	
Local Government Act	- Drainage works for new dwellings and dwelling alterations not in an area serviced by sewer mains (no new geotech system required)	User Pay	\$ 350.00	
Local Government Act	- Drainage works for commercial and/or industrial development	User Pay	\$ 350.00	
Local Government Act	PLUS fee for additional drainage works charged per item i.e. closet, urinal, sanitary fitting, kitchen/laundry sink, shower	User Pay	\$ 30.00	
Local Government Act	Part C – Management of waste			
Local Government Act	- General	User Pay	\$ 290.00	
Local Government Act	Part D – Community Land	User Pay		
Local Government Act	- General	User Pay	\$ 290.00	
Local Government Act	Part E – Public Roads	User Pay		
Local Government Act	- General	User Pay	\$ 290.00	
Local Government Act	Part F – Other			
Local Government Act	- General	User Pay	\$ 290.00	
Local Government Act	- Approval to operate Caravan Park, camping ground or manufactured home estate (does not include State Govt. levy of \$2.70 per site)	User Pay	\$ 600.00	
Local Government Act	PLUS per site	User Pay		
Local Government Act	- Approval to operate primitive camping ground (does not include State Govt. Levy of \$2.70 per site)	User Pay	\$ 600.00	
Local Government Act	PLUS per site	User Pay	\$5.60 per site	
Local Government Act	- Manufactured Homes Estates	User Pay	\$ 600.00	
Local Government Act	PLUS per site	User Pay	\$5.60 per site	
Local Government Act	- Application for renewal of an approval or for annual inspection of Caravan Park, camping ground or manufactured home estate	User Pay	\$ 600.00	
Local Government Act	PLUS per site	User Pay	\$5.60 per site	
Local Government Act	Permanent Structure within Footpaths - Local Government Act			
Local Government Act	- Per square metre per annum	User Pay	\$ 105.00	
Local Government Act	Local Government Act Section 68 Part F			
Local Government Act	- Inspection - Caravan Parks	User Pay	\$ 180.00	±
Local Government Act	- Reinspection - Caravan park	User Pay	\$ 90.00	±
Local Government Act	On Site Management System & Approval to Operate			
Local Government Act	- Inspection Fee	User Pay	\$ 180.00	
Local Government Act	- Reinspection fee	User Pay	\$ 90.00	
Local Government Act	- Issuing an approval to operate - Transfer of Ownership (upon inspection and approval or within 3 months <90 days> of inspection and approval for change of owner)	User Pay	\$ 60.00	
Development	Hard copy lodgement and scanning fee	User Pay	\$ 330.00	
Development	Hard copy consent (Administration, Printing and Postage)	User Pay	\$ 60.00	
Development	Section 10.7 Planning Certificates (clause 259 reg)			
Development	- Standard Certificate	Statutory**	\$ 53.00	
Development	- Certificate requiring additional information	Statutory**	\$ 80.00	
Development	- Additional Urgent Fee (within 48hrs)	User Pay	\$ 170.00	
Development	Planning Proposal			
Development	- Consistent with strategy	User Pay	\$ 7,500.00	
Development	- Inconsistent with strategy	User Pay	\$ 15,000.00	
Development	General			
Development	- Records Search of Building Records (per hour or part thereof)	User Pay	\$ 190.00	±
Development	- Written confirmation Development Consent has commenced	User Pay	\$ 520.00	±
Development	- Building Entitlement (Existing Holding Search)	User Pay	\$ 520.00	±
Development	Planning Advice for a property for sale (or about to be sold)	User Pay		
Development	- By owner prior to being placed on the market	User Pay	\$ -	
Development	- Minor Advice	User Pay	\$ 110.00	±
Development	- Major Advice	User Pay	\$ 520.00	±

Function/ Activity	Fee Name	Pricing Principle	Total Fee 2021/22	GST Incl
Development	Clause 4.6 variation			
Development	- Less than 10%	User Pay	\$ 550.00	
Development	- Greater than 10%	User Pay	\$ 1,100.00	
Development	Application under Section 8.2 EPA Act			
Development	- Review of Council Decision	Regulatory	As prescribed in the EP&A Regulation (s.257)	
Development	Erection of a building or carrying out work (based on cost of development) (Cl.246B REG)			
Development	(a) Development up to \$5,000 estimated cost	Statutory**	\$ 100.00	
Development	(b) Development \$5,001 to \$50,000	Statutory**	\$170.00 + \$3.00 per \$1,000 (or part thereof) of the estimated cost	
Development	(c) Between \$50,001 to \$250,000	Statutory**	\$352.00 + \$3.64 per \$1,000 (or part thereof) over \$50,001	
Development	(d)**Between \$250,001 to \$500,000	Statutory**	\$1,160.00 + \$2.34 per \$1,000 (or part thereof) over \$250,001	
Development	(e)**Between \$500,001 to \$1,000,000	Statutory**	\$1,745.00 + \$1.64 per \$1,000 (or part thereof) over \$500,001	
Development	(f) **Between \$1,000,001 to \$10,000,000	Statutory**	\$2,615.00 + \$1.44 per \$1,000 (or part thereof) over \$1,000,001	
Development	(g) **Over \$10,000,000	Statutory**	\$15,875.00 + \$1.19 per \$1,000 (or part thereof) over \$10,000,001	
Development	** INCLUDES an additional DA fee imposed by the State Government of 0.064 cents in the dollar (or \$64.00 per \$100,000) on developments valued at over \$50,000 (for implementation of Planning NSW 'PLAN FIRST' scheme).			
Development	Dwelling House and not exceeding \$100,000 (Cl.247 REG)	Statutory**	\$ 455.00	
Development	Development not involving building work or subdivision (Cl.250 REG)	Statutory**	\$ 285.00	
Development	Referral to Heritage Advisor (outside monthly visit) <i>Construction Certificate File Maintenance and Compliance Inspection Fees Apply</i>	User Pay	\$ 300.00	±
Development	Subdivision of Land (EP & A Reg. 249)			
Development	(a)(i) Subdivision (opening of public road)	Statutory**	\$ 665.00	
Development	PLUS per additional lot	Statutory**	\$ 65.00	
Development	(ii) Subdivision (not involving opening of public road)	Statutory**	\$ 330.00	
Development	PLUS per additional lot	Statutory**	\$ 53.00	
Development	(b) Strata- State Significant	Statutory**	\$ 330.00	
Development	PLUS per additional lot	Statutory**	\$ 65.00	
Development	(c) Registration & Release fee	User Pay	\$ 151.00	
Development	(d) Subdivision and or strata certificate	User Pay	\$ 246.50	
Development	PLUS per lot numbered on the plan	User Pay	\$ 60.00	
Development	Designated Development (EP & A Reg. 251)	Statutory**	\$ 952.00	
Development	Integrated Development Referral fee (Per Agency) (EP & A Reg. 253(4))	Statutory**	\$ 331.00	
Development	Concurrence Fee (Additional) (EP & A Reg. 252A) (5)	Statutory**	\$ 331.00	
Development	Processing Fee (Integrated 353 (1)) B Concurrence (252A (1))	User Pay	\$ 145.00	
Development	Development requiring advertising or notification (EP & A Reg. 252)			
Development	(a) Designated Development	Statutory**	\$ 2,220.00	
Development	(b) Prohibited & Other Advertised Development	Statutory**	\$ 1,105.00	
Development	(c) Development Requiring Notice	Statutory**	\$ 1,105.00	
Development	(d) Community Participation Plan Notified Development	User Pay	\$ 180.00	
Development	(e) Community Participation Plan Advertised Development	User Pay	\$ 770.00	
Development	Section 4.55 Modification (EP & A Reg. 258) Application Fee			
Development	(a) Section 4.55(1) of the Act (Cl.258 EPA REG) - Minor	Statutory**	\$ 71.00	
Development	(b) Section 4.55(1A) of the Act (Cl.258(1A) EPA REG) - involving minimal environmental impact	Statutory**	Lesser of 50 % of the original fee OR \$645.00	
Development	(c) Section 4.55(2) or Section 4.56 of the Act (Cl.258(2) EPA REG) - Major:			
Development	(d) If original fee less than \$100.00	Statutory**	50% of original fee	
Development	(e) If original fee was \$100.00 or more and the DA does not involve the erection of a building, the carrying out of work, or demolition	Statutory**	50% of original fee	
Development	(f) If original fee was \$100.00 or more and the DA is for the erection of dwelling with a cost of \$100,000 or less	Statutory**	\$ 190.00	
Development	PLUS an additional amount if notice of the application is required to be given under Section 4.55(2) or 4.56 of the Act	Statutory**	\$ 665.00	
Development	Refund of Fees			
Development	(a) DA fee after issue of consent	User Pay	Nil	
Development	(b) DA fee after lodgement, but prior to issue of consent	User Pay	Lesser of 50% or \$250.00	
Development	(c) Construction Certificate fee after issue of construction certificate	User Pay	Nil	

Function/ Activity	Fee Name	Pricing Principle	Total Fee 2021/22	GST Incl
Development	(d) Construction Certificate fee after lodgement, but prior to issue of construction certificate	User Pay	Lesser of 50% or \$250	
Development	(e) Septic Tank/Sewer after Approval	User Pay	Nil	
Development	(f) Septic Tank/Sewer prior to Approval	User Pay	50%	
Development	(g) Compliance Certificate fees where inspections are not carried out	User Pay	100%	
Construction	Long Service Leave Levy			
Construction	Payable on all building / construction work valued at \$25,000.00 or more	Statutory**	0.35% of cost of works	
Construction	Construction Certificates (includes engineering construction certificates) <i>Note: The General Manager can authorise reduced fees for construction certificates and complying development on an individual basis where the value of development exceeds \$1,000,000</i>			
Construction	(a) Less than \$12,000	User Pay	\$ 125.00	±
Construction	(b) Between \$12,001 and \$100,000 PLUS \$5.00 per \$1,000 over \$12,000	User Pay	\$ 190.00	±
Construction	(c) Between \$100,001 and \$500,000 PLUS \$20.00 per \$5,000 over \$100,000	User Pay	\$ 620.00	±
Construction	(d) Between \$500,001 and \$1,000,000 PLUS \$15.00 per \$5,000 over \$500,000	User Pay	\$ 2,500.00	±
Construction	(e) Greater than \$1,000,000 PLUS \$75.00 per \$50,000 over \$1,000,000	User Pay	\$ 5,000.00	±
Construction	(f) Engineering Works (minimum charge)	User Pay	\$ 330.00	±
Construction	(g) Alternate Solution	User Pay	By Assessment	
Construction	(h) Construction Certificate Modification after approval - minor change minimum charge	User Pay	\$ 110.00	±
Construction	(i) Construction Certificate Modification after approval- major change	User Pay	\$500 or 50% of original fee whichever is the greater	±
Construction	Complying Development Certificate			
Construction	(a) Less than \$12,000	User Pay	\$ 370.00	±
Construction	(b) Between \$12,001 and \$50,000	User Pay	\$ 630.00	±
Construction	(c) Between \$50,001 and \$100,000	User Pay	\$ 1,250.00	±
Construction	(d) Between \$100,001 and \$500,000	User Pay	\$ 1,900.00	±
Construction	(e) Between \$500,001 and \$1,000,000	User Pay	\$ 3,100.00	±
Construction	(f) Greater than \$1,000,000	User Pay	By Assessment	
Construction	PLUS Compliance Certificate Fees			
Construction	(g) Modification after certificate issued - updated documents supplied (no reassessment)	User Pay	\$ -	±
Construction	(h) Modification after certificate issued - minor change	User Pay	\$ 110.00	±
Construction	(i) Modification after certificate issued - major change	User Pay	50% of original fee	±
Construction	Construction Inspections			
Construction	(a) Per inspection - Council PCA	User Pay	\$ 190.00	±
Construction	(b) Package of 4 inspections	User Pay	\$ 630.00	±
Construction	(c) Re-Inspection	User Pay	\$ 190.00	±
Construction	(d) Per Inspection - Private PCA	User Pay	\$ 380.00	±
Construction	(e) Inspection of a building to be relocated	User Pay	By Assessment - hourly rate	±
Construction	Accredited Certifiers			
Construction	- Engagement of accredited certifiers from private sector or other councils to undertake Council Certification Functions	User Pay	Full Cost + 30%	
Construction	- Private Certifier Fee (EP & A Reg. 263)	Statutory**	\$ 36.00	
Construction	Building Certificate 6.23 (EP & A Reg. 260)			
Construction	(a) Floor area of building or part < 200m ²	Statutory**	\$ 250.00	
Construction	(b) Floor area of building > 200m ² and < 2,000m ²	Statutory**	\$ 250.00	
Construction	PLUS: If > 200m ² (per m ²)	Statutory**	\$ 0.50	
Construction	(c) Floor area > 2,000m ²	Statutory**	\$ 1,165.00	
Construction	PLUS: If > 2,000m ² (per m ²)	Statutory**	\$ 0.75	
Construction	Swimming Pools			
Construction	- Registering Pool on Behalf of Owner	Statutory**	\$ 10.00	
Construction	- Initial Inspection Fee	Statutory**	\$ 150.00	
Construction	- Reinspection fee resulting from initial inspection	Statutory**	\$ 100.00	
Waste Management	Residential and Small Business waste			
Waste Management	- 20L Drum	User Pay	\$ 2.00	±
Waste Management	- Bag of Waste - per bag	User Pay	\$ 5.00	±
Waste Management	- 240L wheelie bin	User Pay	\$ 8.00	±
Waste Management	- Timber Waste (processed timber inc. builders timber and furniture (per m ³))	User Pay	\$ 20.00	±
Waste Management	- Timber Waste (processed timber inc. builders timber and furniture (per ½m ³))	User Pay	\$ 10.00	±
Waste Management	- Timber Waste (processed timber inc. builders timber and furniture (per 250L/Kg))	User Pay	\$ 5.00	±
Waste Management	- Unsorted waste (per m ³)	User Pay	\$ 60.00	±
Waste Management	- Sorted waste (per m ³)	User Pay	\$ 30.00	±
Waste Management	- Bricks & Concrete (sorted no other waste)(per m ³)	User Pay	\$ 30.00	±

Function/ Activity	Fee Name	Pricing Principle	Total Fee 2021/22	GST Incl
Waste Management	- Resource Recovery Items (provided they are not contaminated; already separated; and do not go into landfill.)	User Pay	Nil	
Waste Management	- Residential Green Waste (organic material including grass clippings and branches etc.)	User Pay	Nil	
Waste Management	- Clean Fill	User Pay	Nil	
Waste Management	- Light and Heavy Steel	User Pay	Nil	
Waste Management	- Motor Vehicles	User Pay	Nil	
Waste Management	- Glass containers	User Pay	Nil	
Waste Management	- Aluminium Cans	User Pay	Nil	
Waste Management	- Plastic Bottles	User Pay	Nil	
Waste Management	- Cardboard and Paper	User Pay	Nil	
Waste Management	- E-Waste Items (all computer, ancillary computer items and televisions)	User Pay	Nil	
Waste Management	Commercial Waste			
Waste Management	- Commercial green/timber waste requiring mulching (per m³)	User Pay	\$ 30.00	±
Waste Management	- Commercial waste per tonne (weighbridge receipt provided)	User Pay	\$ 180.00	±
Waste Management	- Commercial waste (per m³)	User Pay	\$ 250.00	±
Waste Management	- Commercial construction & demolition waste (per m³)	User Pay	\$ 65.00	±
Waste Management	Tyres (Residential)			
Waste Management	- Car	User Pay	\$ 15.00	±
Waste Management	- Truck/small tractor	User Pay	\$ 30.00	±
Waste Management	- Tractor (large greater than 1m diameter)	User Pay	\$ 180.00	±
Waste Management	- Tyre components (cut up tyres per m³)	User Pay	\$ 90.00	±
Waste Management	Lounges & mattresses			
Waste Management	- Single lounge or mattress	User Pay	\$ 10.00	±
Waste Management	- Double lounge or mattress	User Pay	\$ 15.00	±
Waste Management	Animals			
Waste Management	- Small carcasses (cats, dogs, sheep, goats)	User Pay	\$ 15.00	±
Waste Management	- Large carcasses (cattle and horses)	User Pay	\$ 70.00	±
Waste Management	Asbestos (must be triple wrapped in black plastic and sealed)			
Waste Management	- Minimal (no more than a wheel-barrow)	User Pay	\$ 50.00	±
Waste Management	- Within the local government area (per m³)	User Pay	\$ 400.00	±
Waste Management	Waste generated from outside the Local Government Area	User Pay	Subject to assessment	±
Waste Management	- Contaminated Material	User Pay	Subject to assessment	±
Cemeteries	Monumental Works			
Cemeteries	Supply of plaques / interments are performed by Funeral Directors. Council only provides for allocation of plots / niches & keeps records of reservations / interments.			
Cemeteries	Cemetery Fees			
Cemeteries	- Reservation Fee (Fee deducted from final plot fee)	User Pay	\$ 570.00	±
Cemeteries	- Monument Burial Plot Permit and Grave Fee	User Pay	\$ 2,900.00	±
Cemeteries	- Lawn Cemetery Burial Plot	User Pay	\$ 2,900.00	±
Cemeteries	- Re-Opening Fee	User Pay	\$ 700.00	±
Cemeteries	- Inspection Fee	User Pay	\$ 330.00	±
Cemeteries	- Interment of Child (under 16 years)	User Pay	\$ 1,450.00	±
Cemeteries	- Exhumation Administration Fees	User Pay	\$ 7,000.00	±
Cemeteries	- Niche Walls (Blayney, Carcoar, Hobbys Yards, Lyndhurst, Neville and Millthorpe)	User Pay	\$ 570.00	±
Cemeteries	- Internment of ashes into existing grave fee (max 4 per lot)	User Pay	\$ 570.00	±
Cemeteries	Search Fees <i>Cemetery Information required for Family Trees, locating graves, etc.</i>			
Cemeteries	- Per hour	User Pay	\$ 213.00	±
Cemeteries	- Per 15 min (or part thereof)	User Pay	\$ 53.00	±
Sewerage Services	Treated Recycled Water	User Pay	Subject to User Agreement	
Sewerage Services	Liquid Trade Waste <i>Council will issue Category 1 and 2/2S trade waste usage every three months in arrears.</i>			
Sewerage Services	- Application Fee	User Pay	\$ 253.00	±
Sewerage Services	- Application Fee (Large Dischargers - Category 3)	User Pay	\$ 425.50	±
Sewerage Services	- Annual Liquid Trade Waste Fee <i>invoiced in July each year</i>	User Pay	\$ 105.00	±
Sewerage Services	- Annual Liquid Trade Waste Fee (Large Dischargers - Category 3) <i>Invoiced in July each year</i>	User Pay	\$ 391.00	±
Sewerage Services	- Water testing charge per test/per quarter	User Pay	\$ 278.50	±
Sewerage Services	- Re-Inspection Fee	User Pay	\$ 94.50	±

Function/ Activity	Fee Name	Pricing Principle	Total Fee 2021/22	GST Incl
Sewerage Services	- Trade Waste Usage Charges for Category 1 with Prescribed Pre-Treatment (per KL)	User Pay	Nil	
Sewerage Services	- Trade Waste Usage Charges for Category 1 without Prescribed Pre-Treatment (per KL)	User Pay	\$ 2.10	±
Sewerage Services	- Trade Waste Usage Charges for Category 2/2S with Prescribed Pre-Treatment (per KL)	User Pay	\$ 2.10	±
Sewerage Services	- Trade Waste Usage Charges for Category 2/2S without Prescribed Pre-Treatment (per KL)	User Pay	\$ 20.50	±
Sewerage Services	Total mass charges as calculated using individual parameter charges (U):			
Sewerage Services	- Aluminium	User Pay	\$ 0.90	
Sewerage Services	- Ammonia (as Nitrogen)	User Pay	\$ 2.95	
Sewerage Services	- Arsenic	User Pay	\$ 94.50	
Sewerage Services	- Barium	User Pay	\$ 47.50	
Sewerage Services	- Biochemical Oxygen Demand (BOD)	User Pay	\$ 0.95	
Sewerage Services	- Boron	User Pay	\$ 0.95	
Sewerage Services	- Bromine	User Pay	\$ 19.20	
Sewerage Services	- Cadmium	User Pay	\$ 438.00	
Sewerage Services	- Chloride	User Pay	Nil	
Sewerage Services	- Chlorinated Hydrocarbons	User Pay	\$ 47.50	
Sewerage Services	- Chlorinated phenolic	User Pay	\$ 1,891.00	
Sewerage Services	- Chlorine	User Pay	\$ 2.00	
Sewerage Services	- Chromium	User Pay	\$ 31.50	
Sewerage Services	- Cobalt	User Pay	\$ 19.50	
Sewerage Services	- Copper	User Pay	\$ 19.50	
Sewerage Services	- Cyanide	User Pay	\$ 95.00	
Sewerage Services	- Fluoride	User Pay	\$ 4.70	
Sewerage Services	- Formaldehyde	User Pay	\$ 2.00	
Sewerage Services	- Oil and Grease (Total O & G)	User Pay	\$ 1.70	
Sewerage Services	- Herbicides/defoliants	User Pay	\$ 946.00	
Sewerage Services	- Iron	User Pay	\$ 2.00	
Sewerage Services	- Lead	User Pay	\$ 47.50	
Sewerage Services	- Lithium	User Pay	\$ 9.50	
Sewerage Services	- Manganese	User Pay	\$ 9.50	
Sewerage Services	- Mercaptans	User Pay	\$ 95.00	
Sewerage Services	- Mercury	User Pay	\$ 3,151.50	
Sewerage Services	- Methylene Blue Active Substances	User Pay	\$ 0.95	
Sewerage Services	- Molybdenum	User Pay	\$ 0.95	
Sewerage Services	- Nickel	User Pay	\$ 31.50	
Sewerage Services	- Nitrogen (as TKN – Total Kjeldahl Nitrogen)	User Pay	\$ 0.50	
Sewerage Services	- Organ arsenic Compounds	User Pay	\$ 948.00	
Sewerage Services	- Pesticides General (excludes organochlorines and organophosphates)	User Pay	\$ 945.00	
Sewerage Services	- Petroleum Hydrocarbons (non-flammable)	User Pay	\$ 3.10	
Sewerage Services	- Phenolic Compounds (non-chlorinated)	User Pay	\$ 9.50	
Sewerage Services	- Phosphorous (Total Phosphorous)	User Pay	\$ 2.10	
Sewerage Services	- Polynuclear aromatic hydrocarbons	User Pay	\$ 19.70	
Sewerage Services	- Selenium	User Pay	\$ 67.00	
Sewerage Services	- Silver	User Pay	\$ 1.55	
Sewerage Services	- Sulphate (SO4)	User Pay	\$ 0.55	
Sewerage Services	- Sulphide	User Pay	\$ 2.10	
Sewerage Services	- Sulphite	User Pay	\$ 2.10	
Sewerage Services	- Suspended Solids (SS)	User Pay	\$ 1.05	
Sewerage Services	- Thiosulphate	User Pay	\$ 0.55	
Sewerage Services	- Tin	User Pay	\$ 9.50	
Sewerage Services	- Total Dissolved Solids (TDS)	User Pay	\$ 0.05	
Sewerage Services	- Uranium	User Pay	\$ 9.50	
Sewerage Services	- Zinc	User Pay	\$ 19.00	
Sewerage Services	Liquid Trade Waste Excess Mass Charge (\$) $= \frac{(S - D) \times Q \times U}{1000}$ Where: S = Concentration (mg/L) of substance in sample. D = Concentration (mg/L) of substance deemed to be present in domestic sewerage. Q = Volume (kl) of liquid trade waste discharged to the sewerage system. U = Unit prices (\$/kg) for disposal of substance to the sewerage system.			
Sewerage Services	Non Compliance			
Sewerage Services	Non compliance PH charge (K = pH coefficient)	User Pay	K = 0.5	

Function/ Activity	Fee Name	Pricing Principle	Total Fee 2021/22	GST Incl
Sewerage Services	Food Waste Disposal Charge			
Sewerage Services	Where Blayney Shire Council has approved installation of a food waste disposal unit for an existing hospital, nursing home or other eligible facility. The following additional food waste disposal charge will be payable annually. Food Waste Disposal Charge (\$) = B x UF Where: B = Number of beds in hospital or nursing home. UF = Annual unit price (\$/bed) for a food waste disposal unit at a hospital or nursing home. Where: UF = \$21.00/bed			
Sewerage Services	Treated Recycled Water			
Sewerage Services	- per kilolitre	User Pay	\$2.60	
Sewerage Services	Supply of Drainage Diagram			
Sewerage Services	- Domestic/Commercial Premises (Solicitor Enquiry Per Property)	User Pay	\$ 80.00	±
Sewerage Services	- Sewer Diagram (new)	User Pay	\$ 150.00	±
Sewerage Services	- Septic Tank (if required)	User Pay	\$ 150.00	±
Sewerage Services	- Amendment to Drainage Diagram	User Pay	\$ 150.00	±
Village Bore	Village Bore Access			
Village Bore	- Village bore user access charge - Paid upfront for 12 months (not pro-rata if key returned within 12 months)	User Pay	\$ 124.00	
Village Bore	- Village bore Key deposit – refundable on return of the key	User Pay	\$ 150.00	
Public Halls	Community Centre Hire for Local entertainment, concerts, public meetings, trade exhibitions, school functions (other than dinners), religious services, etc. where NO door charge is made (does not incl. use of kitchen or bar). <i>Hire of facility is subject to terms and conditions. Community Centre furniture is not available for external hire. Community Centre furniture is not available for</i>			
Public Halls	- Evening Hire (between 5.00pm & 1.00am)	User Pay	\$ 321.00	±
Public Halls	- Day Hire (between 9.00am & 5.00pm)	User Pay	\$ 176.00	±
Public Halls	- School & Sporting Presentations	User Pay	Nil	
Public Halls	Community Centre Hire for balls, weddings, luncheons, dinners etc. where food and beverages are served (includes use of the kitchen, bar & stage & a maximum of 48 hours hire). <i>Hire of facility is subject to terms and conditions. Community Centre furniture is not available for external hire. Community Centre furniture is not available for external hire.</i>			
Public Halls	- Hire	User Pay	\$ 652.00	±
Public Halls	- School Age Dances / Disco's	User Pay	\$ 176.00	±
Public Halls	Community Centre Meeting Room Hire (per day)			
Public Halls	- Meeting room (Chambers or Cadia Room)	User Pay	\$ 119.00	±
Public Halls	- Shire charitable organisations and Service Clubs (Chambers or Cadia Room)	User Pay	\$ 49.00	±
Public Halls	- Hire of both Cadia Room and Chambers	User Pay	\$ 168.00	±
Public Halls	- Blayney Shire charitable organisations and Service Clubs	User Pay	\$ 98.00	±
Public Halls	Community Centre Meeting Room Hire (per annum)			
Public Halls	- Meeting room (Chambers or Cadia Room) - School terms only	User Pay	\$ 1,960.00	±
Public Halls	- Shire charitable organisations and Service Clubs	User Pay	\$ 539.00	±
Public Halls	Community Centre Hire of Other Areas (per day)			
Public Halls	- Kitchen Hire	User Pay	\$ 104.00	±
Public Halls	- Bar Hire	User Pay	\$ 52.00	±
Public Halls	Rehearsals & Prior Entry			
Public Halls	- Up to 4 hours	User Pay	\$ 42.00	±
Public Halls	- 4 to 8 hours	User Pay	\$ 52.00	±
Public Halls	Cleaning			
Public Halls	- Cleaning Cost chargeable if facility is not left in a clean state by the Hirer.	User Pay	\$ 456.00	±
Public Halls	Security Deposit - Refundable			
Public Halls	- Security Deposit (Excl. Shire Charitable Organisations/ Pensioner Groups/Schools)	User Pay	\$ 500.00	
Public Halls	- Security Deposit (Shire Charitable Organisations/ Pensioner Groups/Schools)	User Pay	\$ 100.00	
Public Libraries	Blayney Library <i>Fees as recommended by Central West Libraries</i>			
Public Libraries	- Photocopies B&W (per copy)	User Pay	\$ 0.20	±
Public Libraries	- Overdue Items - Videos, DVDs and CR ROMs per item per day	User Pay	\$ 1.00	
Public Libraries	- Overdue Items - Other library material per item per day	User Pay	\$ 1.00	
Public Libraries	- Lost Borrower Card	User Pay	\$ 2.00	±
Public Libraries	- Lost or damaged material – replacement cost and processing fee	User Pay	\$ 31.00	±
Public Libraries	- Inter Library Loans: Search fee	User Pay	\$ 6.50	±
Public Libraries	- Use of Library for tutoring (Session maximum of 2 hours)	User Pay	\$ 5.50	±
CentrePoint	Casual Admission Fees			
CentrePoint	Casual Swim			
CentrePoint	- Adult	User Pay	\$ 6.50	±
CentrePoint	- Child	User Pay	\$ 4.50	±
CentrePoint	- Child (under 3 with a paying adult)	User Pay	No charge	
CentrePoint	- Family (Up to 2 adults and all children at one address)	User Pay	\$ 16.00	±

Function/ Activity	Fee Name	Pricing Principle	Total Fee 2021/22	GST Incl
CentrePoint	Gym & Classes Casual Entry			
CentrePoint	- Adult	User Pay	\$ 13.50	±
CentrePoint	- Concession (Student & Senior)	User Pay	\$ 10.00	±
CentrePoint	- Healthy Life for Life & Gentle Tai Chi	User Pay	\$ 7.00	±
CentrePoint	Dry Courts Casual Entry			
CentrePoint	- All Ages per person	User Pay	\$ 4.00	±
CentrePoint	Gym Induction/Fitness Assessment			
CentrePoint	Complimentary when signing up - includes one 30 minute induction	User Pay	\$ -	
CentrePoint	Gym Program & or PT (One Hour)			
CentrePoint	- All Ages	User Pay	\$ 60.00	±
CentrePoint	Group Training Rate - 60 Mins (max 4 clients)			
CentrePoint	- 2 Client (per person)	User Pay	\$ 30.00	±
CentrePoint	- 3 Client (per person)	User Pay	\$ 25.00	±
CentrePoint	- 4 Client (per person)	User Pay	\$ 20.00	±
CentrePoint	Crèche (per session)			
CentrePoint	- Per Child	User Pay	\$ 4.00	±
CentrePoint	Short Term Options (Valid to 30 June 2022)			
CentrePoint	Pool Access - Includes Aqua Aerobics			
CentrePoint	- Adult - 10 Visit Pass	User Pay	\$ 63.00	±
CentrePoint	- Concession (Child, Student & Senior)	User Pay	\$ 43.00	±
CentrePoint	Full Centre Access (Gym, Classes, Pool and Dry Courts)			
CentrePoint	- Adult - 10 Visit Pass	User Pay	\$ 145.00	±
CentrePoint	- Concession (Child, Student & Senior)	User Pay	\$ 105.00	±
CentrePoint	- FIFO	User Pay	\$ 105.00	±
CentrePoint	Gym & Class Access			
CentrePoint	- Adult - 10 Visit Pass	User Pay	\$ 105.00	±
CentrePoint	- Concession (Child, Student & Senior)	User Pay	\$ 85.00	±
CentrePoint	Concession - Class only membership			
CentrePoint	- Concession - 3 months	User Pay	\$ 130.00	±
CentrePoint	Memberships			
CentrePoint	Aquatic Membership - Includes Aqua Aerobics			
CentrePoint	- Concession (Child, Student & Senior) Upfront p.a	User Pay	\$ 520.00	±
CentrePoint	- Concession (Child, Student & Senior) FN Direct Debit	User Pay	\$ 20.00	±
CentrePoint	- Adult - Upfront	User Pay	\$ 624.00	±
CentrePoint	- Adult - FN Direct Debit	User Pay	\$ 24.00	±
CentrePoint	- Family (2 adults and 3 children) Upfront p.a	User Pay	\$ 1,300.00	±
CentrePoint	- Family (2 adults and 3 children) FN Direct Debit	User Pay	\$ 50.00	±
CentrePoint	Fitness Membership (Gym and classes)			
CentrePoint	- Concession (Child, Student & Senior) Upfront p.a	User Pay	\$ 572.00	±
CentrePoint	- Concession (Child, Student & Senior) Direct Debit		\$ 22.00	±
CentrePoint	- Adult - Upfront p.a	User Pay	\$ 728.00	±
CentrePoint	- Adult - FN Direct Debit		\$ 28.00	±
CentrePoint	- Family (2 adults and 3 children) Upfront p.a	User Pay	\$ 1,456.00	±
CentrePoint	- Family (2 adults and 3 children) FN Direct Debit	User Pay	\$ 56.00	±
CentrePoint	CentrePoint Membership (Gym, Pool, Classes, Dry Courts)			
CentrePoint	- Concession (Child, Student & Senior) Upfront p.a	User Pay	\$ 728.00	±
CentrePoint	- Concession (Child, Student & Senior) FN Direct Debit	User Pay	\$ 28.00	±
CentrePoint	- Adult - Upfront p.a	User Pay	\$ 1,040.00	±
CentrePoint	- Adult - FN Direct Debit	User Pay	\$ 40.00	±
CentrePoint	- Family (2 adults and 3 children) Upfront p.a	User Pay	\$ 1,820.00	±
CentrePoint	- Family (2 adults and 3 children) FN Direct Debit	User Pay	\$ 70.00	±
CentrePoint	Joining Fee			
CentrePoint	- Fitness & CentrePoint Memberships	User Pay	\$ 20.00	±
CentrePoint	Fob fee & replacement Fob		\$ 10.00	±
CentrePoint	Fitness Passport			
CentrePoint	- Swim/Gym/Class per visit per holder	User Pay	TBC	±
CentrePoint	Swimming Lessons			
CentrePoint	Swimming Lessons (includes entry fee for child)			
CentrePoint	- Swimming Lessons - Per Child for 12 week block - Upfront	User Pay	\$ 192.00	
CentrePoint	- Swimming Lessons - Per Child for 12 week block - FN Direct Debit	User Pay	\$ 32.00	±
CentrePoint	Swim Squad - School Term (12 weeks)			
CentrePoint	- 1 Session per week - Upfront	User Pay	\$ 96.00	±
CentrePoint	- 1 Session per week - FN Direct Debit		\$ 16.00	±
CentrePoint	- 2 Sessions per week - Upfront	User Pay	\$ 192.00	±
CentrePoint	- 2 Sessions per week - FN Direct Debit	User Pay	\$ 32.00	±
CentrePoint	Private Lessons 1:1 (12 weeks)			
CentrePoint	- Learn to swim per half hour - Upfront	User Pay	\$ 540.00	±
CentrePoint	- Learn to swim per half hour - FN Direct Debit	User Pay	\$ 90.00	±
CentrePoint	Miscellaneous			
CentrePoint	Instructors			
CentrePoint	- LTS instructor per hour	User Pay	\$ 50.00	±
CentrePoint	Venue Hire			
CentrePoint	Scout Hall and Aerobic Room Venue Hire			
CentrePoint	- Per Hour	User Pay	\$ 30.00	±
CentrePoint	- Half Day (3-5hours)	User Pay	\$ 100.00	±
CentrePoint	- Full Day	User Pay	\$ 200.00	±

Function/ Activity	Fee Name	Pricing Principle	Total Fee 2021/22	GST Incl
CentrePoint	Dry Courts Hire			
CentrePoint	- Per 1/2 Court per hour	User Pay	\$ 25.00	±
CentrePoint	- Per Court per hour	User Pay	\$ 50.00	±
CentrePoint	- Per Court per 1/2 day	User Pay	\$ 120.00	±
CentrePoint	- Per Court per full day	User Pay	\$ 200.00	±
CentrePoint	Lane Hire			
CentrePoint	- 1 Lane per hour	User Pay	\$20 + Pool Entry	±
CentrePoint	CentrePoint Birthday Parties <i>Minimum 15 Children per Booking</i>			
CentrePoint	- Catered per child	User Pay	\$ 22.00	±
CentrePoint	- Non catered per child	User Pay	\$ 16.00	±
CentrePoint	NSW Companion Card Entry			
CentrePoint	- Entry for person who shows NSW Companion Card	User Pay	No charge	
CentrePoint	NDIS Fees			
CentrePoint	- Services and prices as per NDIS support catalogue	User Pay	No charge	
CentrePoint	Definitions			
CentrePoint	Family: Members must reside at the same address, must be immediate family, children must be under 18 years of age	User Pay		
CentrePoint	Concession: Must hold and present a valid concession card	User Pay		
CentrePoint	Student: A full time high school, tertiary/uni or TAFE student. Valid student card must be presented.	User Pay		
Sporting Grounds	All Schools			
Sporting Grounds	- St Joseph's Primary School	User Pay	\$ 240.00	±
Sporting Grounds	- Heritage Schools Group	User Pay	\$ 240.00	±
Sporting Grounds	- Blayney High School	User Pay	\$ 900.50	±
Sporting Grounds	- Millthorpe Public School (Redmond Oval)	User Pay	\$ 481.50	±
Sporting Grounds	King George Oval Seasonal Hire			
Sporting Grounds	- Cricket	User Pay	\$ 672.00	±
Sporting Grounds	- Junior Rugby League	User Pay	\$ 1,601.00	±
Sporting Grounds	- Rugby League	User Pay	\$ 2,511.00	±
Sporting Grounds	- Rugby Union	User Pay	\$ 2,442.00	±
Sporting Grounds	- Little Athletics	User Pay	\$ 672.00	±
Sporting Grounds	Redmond Oval Seasonal Hire			
Sporting Grounds	- Senior Cricket	User Pay	\$ 651.00	±
Sporting Grounds	- Junior Cricket	User Pay	\$ 651.00	±
Sporting Grounds	- Junior Soccer	User Pay	\$ 906.00	±
Sporting Grounds	- Senior Soccer	User Pay	\$ 973.00	±
Sporting Grounds	- Millthorpe Junior Rugby Union (inc. Blayney based-Gala Day)	User Pay	\$ 598.00	±
Sporting Grounds	Dakers/Napier Oval Seasonal Hire <i>Per facility (Dakers Oval or Napier Oval)</i>			
Sporting Grounds	- Cricket	User Pay	\$ 457.00	±
Sporting Grounds	- Junior Soccer	User Pay	\$ 574.00	±
Sporting Grounds	- Senior Soccer	User Pay	\$ 574.00	±
Sporting Grounds	Stillingfleet Courts Seasonal Hire			
Sporting Grounds	- Blayney Netball Association	User Pay	\$ 960.00	±
Sporting Grounds	Blayney Shire Recreation Grounds <i>(Excludes Blayney and Millthorpe Grounds)</i>			
Sporting Grounds	- Annual Fee per Ground	User Pay	\$ 457.00	±
Sporting Grounds	Specific Event - Redmond Oval			
Sporting Grounds	- Millthorpe Markets Incl. cleaning of amenities, line marking etc.	User Pay	\$ 2,282.00	±
Sporting Grounds	Casual Hire (per day or part thereof) Redmond Oval			
Sporting Grounds	- Casual Hire (incl. Toilets/Change rooms/Canteen)	User Pay	\$ 602.00	±
Sporting Grounds	PLUS Cleaning Deposit	User Pay	\$ 100.00	
Sporting Grounds	PLUS Key Deposit	User Pay	\$ 100.00	
Sporting Grounds	PLUS Power & Lighting (as requested)	User Pay	\$ 206.00	±
Sporting Grounds	King George Oval Casual Hire (per day or part thereof)			
Sporting Grounds	- Casual Hire (inc Toilets/Change rooms/Canteen)	User Pay	\$ 603.00	±
Sporting Grounds	PLUS Cleaning Deposit	User Pay	\$ 100.00	
Sporting Grounds	PLUS Key Deposit	User Pay	\$ 100.00	
Sporting Grounds	PLUS Power & Lighting (as requested)	User Pay	\$ 206.00	±
Sporting Grounds	Napier Oval Casual Hire (per day or part thereof)			
Sporting Grounds	- Casual Hire (incl. Toilets/Change rooms)	User Pay	\$ 559.00	±
Sporting Grounds	PLUS Cleaning Deposit	User Pay	\$ 100.00	
Sporting Grounds	PLUS Key Deposit	User Pay	\$ 100.00	
Sporting Grounds	PLUS Power & Lighting (as requested)	User Pay	\$ 206.00	±
Sporting Grounds	Dakers Oval Casual Hire (per day or part thereof)			
Sporting Grounds	- Casual Hire	User Pay	\$ 445.00	±
Sporting Grounds	PLUS Cleaning Deposit	User Pay	\$ 100.00	
Sporting Grounds	PLUS Key Deposit	User Pay	\$ 100.00	
Sporting Grounds	Blayney Shire Recreation Grounds Casual Hire (per day or part thereof) <i>Excludes Blayney and Millthorpe Grounds</i>			
Sporting Grounds	- Casual Hire (inc Toilets)	User Pay	\$ 445.00	±
Sporting Grounds	PLUS Cleaning Deposit	User Pay	\$ 100.00	
Sporting Grounds	PLUS Key Deposit	User Pay	\$ 100.00	

Function/ Activity	Fee Name	Pricing Principle	Total Fee 2021/22	GST Incl
Sporting Grounds	All Recreational Facilities / Open Space e.g. Heritage Park			
Sporting Grounds	- Booking Cancellation Fee (all facilities)	User Pay	\$ 100.00	±
Sporting Grounds	- Personal Training Facility Access Charge for all Parks, Gardens & Outdoor Facilities (excluding King George Oval & Redmond Oval)	User Pay	\$ 139.00	±
Sporting Grounds	PLUS Key Deposit	User Pay	\$ 100.00	
Sporting Grounds	- Not for profit Community Service events (at GM discretion)	User Pay	Contract Price	
Blayney Showground	Blayney Showground Seasonal Hire (includes Pavilion) <i>*Security Deposit is refundable as per Conditions of Hire.</i>			
Blayney Showground	- Blayney Junior Soccer (excluding equestrian facility)	User Pay	\$ 632.00	±
Blayney Showground	- Blayney Senior Soccer (excluding equestrian facility)	User Pay	\$ 983.00	±
Blayney Showground	- Seasonal Hire Fee: Junior groups (includes Gator & Rake Fee)	User Pay	\$ 1,025.00	±
Blayney Showground	- Seasonal Hire Fee: Senior Groups (includes Gator & Rake Fee)	User Pay	\$ 1,685.00	±
Blayney Showground	- Blayney Harness Racing Trainers	User Pay	\$ 269.00	±
Blayney Showground	- Individual/Group Horse Riders (per hour minimum 2 hours) for up to 5 Horse Riders	User Pay	\$ 100.00	±
Blayney Showground	PLUS Security Deposit (Keys/Cleaning or Damages)*	User Pay	\$ 600.00	
Blayney Showground	PLUS Additional Gator and Rake Fee	User Pay	\$ 400.00	±
Blayney Showground	PLUS Additional Gator and Rake Fee	User Pay	\$ 250.00	±
Blayney Showground	- Ground Levy (\$5 per rider/per event) paid in arrears every 6 months	User Pay	\$ 5.00	±
Blayney Showground	Casual Hire (per day of part thereof)			
Blayney Showground	Central West Equestrian and Livestock Centre			
Blayney Showground	- Livestock/Equestrian Sales and Shows	User Pay	\$ 2,277.00	±
Blayney Showground	- Individual Accredited Coaching Clinics	User Pay	\$ 260.00	±
Blayney Showground	- Individual/Group Horse Riders (Outdoor Arena's only)	User Pay	Contract Price	
Blayney Showground	- Surface Preparation (Watering and Raking Only)	User Pay	\$ 520.00	±
Blayney Showground	- Surface (Fill, Refill, Spreading and Removal)	User Pay	Contract Price	
Blayney Showground	- Hire of Gator (per hour)	User Pay	\$ 140.00	±
Blayney Showground	- Hire of Rake (per hour)	User Pay	\$ 30.00	±
Blayney Showground	- Lights (per hour)	User Pay	\$ 40.00	±
Blayney Showground	- Pavilion Hire	User Pay	\$ 420.00	±
Blayney Showground	PLUS Security Deposit (Keys/Cleaning or Damages)*	User Pay	\$ 600.00	
Blayney Showground	Special Events			
Blayney Showground	- Blayney A & P Association Show	User Pay	\$ 1,870.00	±
Blayney Showground	- Blayney Harness Racing	User Pay	\$ 850.00	±
Blayney Showground	- Special Events hosted by Seasonal Hire User Groups (Regional)	User Pay	\$ 1,870.00	±
Blayney Showground	PLUS Security Deposit (Keys/Cleaning or Damages)	User Pay	\$ 600.00	
Blayney Showground	- Other Events (National, State and Regional)		Contract Price	
Blayney Showground	- Other Event (at GM Discretion)	User Pay	Contract Price	
Mining, Manufacturing & Construction	Section 735A / 1212P Application			
Mining, Manufacturing & Construction	- Outstanding Notices Certificate	Statutory**	\$ 120.00	

Function/ Activity	Fee Name	Pricing Principle	Total Fee 2021/22	GST Incl
Transport & Communication	Contributions to Works – Council Programmed Works			
Transport & Communication	- Kerb & Guttering (per lineal metre)	Regulatory	50% of cost	
Transport & Communication	- Foot paving (per square metre)	Regulatory	50% of cost	
Transport & Communication	Recovery of Costs from adjacent owners in accordance with S.217 of the Roads Act, 1993.			
Transport & Communication	Road Opening Permit			
Transport & Communication	- Minor works	User Pay	\$ 75.00	
Transport & Communication	- When Council is PCA and applied for in conjunction other approval (plus 1 inspection)	User Pay	\$ 75.00	
Transport & Communication	- When applied for when Council is not PCA or not in conjunction with other approval (plus 1 inspection)	User Pay	\$ 150.00	
Transport & Communication	- Per Inspection / Re Inspection	User Pay	\$ 120.00	±
Transport & Communication	Restoration Charge - Minimum Charge 5m²			
Transport & Communication	- Concrete Road Pavements (per m ²)	User Pay	\$ 429.00	
Transport & Communication	- Concrete Footpaths (per m ²)	User Pay	\$ 172.00	
Transport & Communication	- Residential Driveways (per m ²)	User Pay	\$ 232.00	
Transport & Communication	- Bitumen surface on all bases (per m ²)	User Pay	\$ 189.50	
Transport & Communication	- Gravel Roads / Footpaths (per m ²)	User Pay	\$ 122.00	
Transport & Communication	- Kerb & Gutter (per m)	User Pay	\$ 189.50	
Transport & Communication	- Turfed Footpaths (per m ²)	User Pay	\$ 115.50	
Transport & Communication	- Block paved Footpaths (per m ²)	User Pay	\$ 280.50	
Economic Affairs	Visitor Information Centre Café (Per Lease Agreement)	User Pay	Market Rental	±
Economic Affairs	Private Works			
Economic Affairs	- Direct Costs including labour on-costs + 30% surcharge	User Pay	Full Cost + 30%	±
Economic Affairs	Gravel Sales			
Economic Affairs	- Uncrushed material (All Quarries)			
Economic Affairs	- Ex Pit (per tonne)	User Pay	\$ 12.50	±
Economic Affairs	- 0-9km (per tonne)	User Pay	\$ 17.50	±
Economic Affairs	- 10-19km (per tonne)	User Pay	\$ 23.50	±
Economic Affairs	- 20-29km (per tonne)	User Pay	\$ 29.00	±
Economic Affairs	Crushed material inc. Rubble (Whites and Cadia)			
Economic Affairs	- Ex Pit (per tonne)	User Pay	\$ 25.00	±
Economic Affairs	- 0-9km (per tonne)	User Pay	\$ 30.00	±
Economic Affairs	- 10-19km (per tonne)	User Pay	\$ 35.00	±
Economic Affairs	- 20-29km (per tonne)	User Pay	\$ 41.50	±
Economic Affairs	Wet Plant Hire Rates for Private Works (per hour during normal hours)			

Function/ Activity	Fee Name	Pricing Principle	Total Fee 2021/22	GST Incl
Economic Affairs	- Water Cart	User Pay	\$ 154.00	±
Economic Affairs	- Grader Cat 12 Series	User Pay	\$ 196.00	±
Economic Affairs	- Loader	User Pay	\$ 190.00	±
Economic Affairs	- Backhoe	User Pay	\$ 154.00	±
Economic Affairs	- Roller Dynapac	User Pay	\$ 148.50	±
Economic Affairs	- Roller Multi Tyred	User Pay	\$ 226.00	±
Economic Affairs	- Tractor/Mower/Slasher	User Pay	\$ 148.50	±
Economic Affairs	- Skid Steer Loader	User Pay	\$ 216.50	±
Economic Affairs	- Front Deck Mower	User Pay	\$ 122.00	±
Economic Affairs	- Street Sweeper	User Pay	\$ 154.00	±
Economic Affairs	- Sewer Jetta (2 x Works Operators)	User Pay	\$ 287.00	±
Economic Affairs	- Pipe CTV Crawler	User Pay	\$ 256.00	±
Economic Affairs	Truck Hire Rates			
Economic Affairs	- 12 Tonne Tipper	User Pay	\$ 162.00	±
Economic Affairs	- 12 Tonne Tipper	User Pay	\$ 204.00	±
Economic Affairs	- 2.7 Tonne Excavator	User Pay	\$ 114.00	±
Developer Contributions	Section 7.11 Contributions			
Developer Contributions	- Residential accommodation development resulting in additional dwelling or lot (per new dwelling or allotment)	User Pay	\$ 6,615.50	
Developer Contributions	Heavy haulage developments			
Developer Contributions	- Regional Sealed Road (per ESA per km)	User Pay	\$ 0.22	
Developer Contributions	- Local Sealed Road (per ESA per km)	User Pay	\$ 0.36	
Developer Contributions	- Local Gravel Road (per ESA per km)	User Pay	\$ 0.22	
Developer Contributions	Section 7.12 Levies			
Developer Contributions	- Development that is not type A or B and where the proposed cost of carrying out the development is more than \$100,000 and up to and including \$200,000	User Pay	0.5% of that cost	
Developer Contributions	- Development that is not type A or B and where the proposed cost of carrying out the development is more than \$200,000	User Pay	1% of that cost	
Developer Contributions	LGA Sect. 64 - Water Management Act 2000 - s305 - Contributions for water supply Infrastructure			
Developer Contributions	- Developer Charges for Millthorpe Sewerage Scheme (per new dwelling or lot)	User Pay	\$ 7,560.00	
Developer Contributions	- Developer Charges for Blayney Sewerage Scheme (per new dwelling or lot)	User Pay	\$ 4,536.00	
Developer Contributions	Notes to Developer Contributions 1. The development and implementation of a new Contribution Plan for Blayney Shire, under the provision of s.7.11 and s.7.12 of the Environmental Planning and Assessment Act 1979 was undertaken by Council in 2013. The Blayney Local Infrastructure Contribution Plan 2012 was adopted by Council on 12 September 2013. 2. Refer to development exclusions identified in clause 2.8 of Blayney Local Infrastructure Contributions Plan 2013. 3. ESA means Equivalent Standard Axle.			