

---

---

# **Extraordinary Council Meeting**


Proposed Special Rate Variation  
Hard Copy Surveys

---

---

20 February 2012

## Upper Hunter Shire Council - Special Rate Variation for 2012/13 Survey



It is proposed to apply to IPART for a special rate variation on the general portion of Council's rates.  
The following survey will assist Council in determining community feedback on the proposal.

*Please feel free to add any comments for each question.*

1.  
Do you believe Council needs to spend more on roads and bridges infrastructure to bring them to an improved standard?

- ☒ Yes  
☐ No

The money currently held needs to be spent on roads and bridges more efficiently

2.  
Do you believe that Council should be applying for a special rate variation outside the rate pegging limit?

- ☐ Yes  
☐ No

Farmers cannot afford to pay the proposed increase  
— change the proposed rate for farmers if you want any support

3.

Are you willing to pay additional rates to improve Council's roads and bridges?

☐ Yes

☐ No

Not this way - certainly not.  
Not at this time.

4.

If so, what would you be comfortable with, bearing in mind that the rate pegging limit is anticipated to be 2.5% to 3.5% ?

Percentage Increase	* Average difference per urban property per annum	* Average difference per business per annum
As per rate pegging (2.5 % - 3.5%)	\$19.00	\$32.00
5%	\$31.00	\$53.00
10%	\$63.00	\$106.00
15%	\$94.00	\$159.00
20%	\$126.00	\$212.00

\*Rural properties vary too much with land values and sizes to give averages.

Individual differences can be supplied on request. Re: effect of coal mining & gas

☒ As per rate pegging

☐ 5%

☐ 10%

☐ 15%

☐ 20%

Extra comment: Consider B double and semi usage (as opposed to all trucks) and seek money from these users - they are most detrimental.

Farming population not fairly represented as it's a lower population than residential population.

< Finish Survey >

Thankyou for participating in this survey.

Misleading stats that 72% of respondents to survey are in favour - what proportion farmers?  
Concerned about misleading information and limited transparency.

## Upper Hunter Shire Council - Special Rate Variation for 2012/13 Survey



It is proposed to apply to IPART for a special rate variation on the general portion of Council's rates.  
The following survey will assist Council in determining community feedback on the proposal.

*Please feel free to add any comments for each question.*

1.  
Do you believe Council needs to spend more on roads and bridges infrastructure to bring them to an improved standard?

☒ Yes  
☐ No

---

2.  
Do you believe that Council should be applying for a special rate variation outside the rate pegging limit?

☒ Yes  
☐ No

---

3.

Are you willing to pay additional rates to improve Council's roads and bridges?

- ☒ Yes  
☐ No

---

4.

If so, what would you be comfortable with, bearing in mind that the rate pegging limit is anticipated to be 2.5% to 3.5% ?

Percentage Increase	* Average difference per urban property per annum	* Average difference per business per annum
As per rate pegging (2.5 % - 3.5%)	\$19.00	\$32.00
5%	\$31.00	\$53.00
10%	\$63.00	\$106.00
15%	\$94.00	\$159.00
20%	\$126.00	\$212.00

\*Rural properties vary too much with land values and sizes to give averages. Individual differences can be supplied on request.


- ☐ As per rate pegging  
☒ 5%  
☐ 10%  
☐ 15%  
☐ 20%

---

[< Finish Survey >](#)

*Thankyou for participating in this survey.*

## Upper Hunter Shire Council - Special Rate Variation for 2012/13 Survey



It is proposed to apply to IPART for a special rate variation on the general portion of Council's rates.  
The following survey will assist Council in determining community feedback on the proposal.

*Please feel free to add any comments for each question.*

1.  
Do you believe Council needs to spend more on roads and bridges infrastructure to bring them to an improved standard?

☒ Yes  
☐ No

---

2.  
Do you believe that Council should be applying for a special rate variation outside the rate pegging limit?

☐ Yes  
☒ No

*The Special Rate variation approved will  
become part of the rate base for future rises  
It will not be a "one off" rise.*

3.

Are you willing to pay additional rates to improve Council's roads and bridges?

☐ Yes

☒ No

---

4.

If so, what would you be comfortable with, bearing in mind that the rate pegging limit is anticipated to be 2.5% to 3.5% ?

Percentage Increase	* Average difference per urban property per annum	* Average difference per business per annum
As per rate pegging (2.5 % - 3.5%)	\$19.00	\$32.00
5%	\$31.00	\$53.00
10%	\$63.00	\$106.00
15%	\$94.00	\$159.00
20%	\$126.00	\$212.00

\*Rural properties vary too much with land values and sizes to give averages. Individual differences can be supplied on request.

☐ As per rate pegging

☒ 5%

☐ 10%

☐ 15%


☐ 20%

---

[< Finish Survey >](#)

*Thankyou for participating in this survey.*

## Upper Hunter Shire Council - Special Rate Variation for 2012/13 Survey



It is proposed to apply to IPART for a special rate variation on the general portion of Council's rates.  
The following survey will assist Council in determining community feedback on the proposal.

*Please feel free to add any comments for each question.*

1.

Do you believe Council needs to spend more on roads and bridges infrastructure to bring them to an improved standard?

☒ Yes

☐ No

---

2.

Do you believe that Council should be applying for a special rate variation outside the rate pegging limit?

☐ Yes

☒ No

---



3.

Are you willing to pay additional rates to improve Council's roads and bridges?

☐ Yes

☒ No

---

4.

If so, what would you be comfortable with, bearing in mind that the rate pegging limit is anticipated to be 2.5% to 3.5% ?

Percentage Increase	* Average difference per urban property per annum	* Average difference per business per annum
As per rate pegging (2.5 % - 3.5%)	\$19.00	\$32.00
5%	\$31.00	\$53.00
10%	\$63.00	\$106.00
15%	\$94.00	\$159.00
20%	\$126.00	\$212.00

\*Rural properties vary too much with land values and sizes to give averages. Individual differences can be supplied on request.

☐ As per rate pegging

☒ 5%

☐ 10%

☐ 15%


☐ 20%

---

[< Finish Survey >](#)

*Thankyou for participating in this survey.*

Upper Hunter Shire Council - Special Rate Variation  
for 2012/13 Survey



It is proposed to apply to IPART for a special rate variation on the general portion of Council's rates.  
The following survey will assist Council in determining community feedback on the proposal.

*Please feel free to add any comments for each question.*

1.  
Do you believe Council needs to spend more on roads and bridges infrastructure to bring them to an improved standard?

☒ Yes

☐ No

---

2.  
Do you believe that Council should be applying for a special rate variation outside the rate pegging limit?

☐ Yes

☒ No

---

3.

Are you willing to pay additional rates to improve Council's roads and bridges?

☐ Yes

☒ No

---

4.

If so, what would you be comfortable with, bearing in mind that the rate pegging limit is anticipated to be 2.5% to 3.5% ?

Percentage Increase	* Average difference per urban property per annum	* Average difference per business per annum
As per rate pegging (2.5 % - 3.5%)	\$19.00	\$32.00
5%	\$31.00	\$53.00
10%	\$63.00	\$106.00
15%	\$94.00	\$159.00
20%	\$126.00	\$212.00

\*Rural properties vary too much with land values and sizes to give averages. Individual differences can be supplied on request.

☐ As per rate pegging

☒ 5%

☐ 10%

☐ 15%


☐ 20%

---

[< Finish Survey >](#)

Thankyou for participating in this survey.

## Upper Hunter Shire Council - Special Rate Variation for 2012/13 Survey



It is proposed to apply to IPART for a special rate variation on the general portion of Council's rates.  
The following survey will assist Council in determining community feedback on the proposal.

*Please feel free to add any comments for each question.*

1.  
Do you believe Council needs to spend more on roads and bridges infrastructure to bring them to an improved standard?

☒ Yes

☐ No

*More careful planning and execution first time rather than patching up.*

2.  
Do you believe that Council should be applying for a special rate variation outside the rate pegging limit?

☐ Yes

☒ No

3.

Are you willing to pay additional rates to improve Council's roads and bridges?

☐ Yes

☒ No

Moneys have been spend in non-essential areas - eg. Park St "beautification" with a substandard job of sealing the road - residents would have preferred the road to be properly sealed without the median strip gardens.

4. If so, what would you be comfortable with, bearing in mind that the rate pegging limit is anticipated to be 2.5% to 3.5% ?

Percentage Increase	* Average difference per urban property per annum	* Average difference per business per annum
As per rate pegging (2.5 % - 3.5%)	\$19.00	\$32.00
5%	\$31.00	\$53.00
10%	\$63.00	\$106.00
15%	\$94.00	\$159.00
20%	\$126.00	\$212.00

\*Rural properties vary too much with land values and sizes to give averages. Individual differences can be supplied on request.

☒ As per rate pegging

☐ 5%

☐ 10%


☐ 15%

☐ 20%

[< Finish Survey >](#)

Thankyou for participating in this survey.

## Upper Hunter Shire Council - Special Rate Variation for 2012/13 Survey



It is proposed to apply to IPART for a special rate variation on the general portion of Council's rates.  
The following survey will assist Council in determining community feedback on the proposal.

*Please feel free to add any comments for each question.*

1.  
Do you believe Council needs to spend more on roads and bridges infrastructure to bring them to an improved standard?

☒ Yes

☐ No

His management of finances has failed to address this issue over decades.

2.  
Do you believe that Council should be applying for a special rate variation outside the rate pegging limit?

☐ Yes

☒ No

Reduce expenditure - number of indoor staff, wastage of labour as resources

3.

Are you willing to pay additional rates to improve Council's roads and bridges?

☐ Yes

☒ No

*We already pay sufficient for intercor roads.*

4.

If so, what would you be comfortable with, bearing in mind that the rate pegging limit is anticipated to be 2.5% to 3.5% ?

Percentage Increase	* Average difference per urban property per annum	* Average difference per business per annum
As per rate pegging (2.5 % - 3.5%)	\$19.00	\$32.00
5%	\$31.00	\$53.00
10%	\$63.00	\$106.00
15%	\$94.00	\$159.00
20%	\$126.00	\$212.00

\*Rural properties vary too much with land values and sizes to give averages. Individual differences can be supplied on request.

☒ As per rate pegging

☐ 5%

☐ 10%

☐ 15%


☐ 20%

[< Finish Survey >](#)

*Thankyou for participating in this survey.*

*You may need to consider the implication of Coal Seam Gases on land values as therefore revenue raised.*

## Upper Hunter Shire Council - Special Rate Variation for 2012/13 Survey



It is proposed to apply to IPART for a special rate variation on the general portion of Council's rates.  
The following survey will assist Council in determining community feedback on the proposal.

*Please feel free to add any comments for each question.*

1.  
Do you believe Council needs to spend more on roads and bridges infrastructure to bring them to an improved standard?

☒ Yes  
☐ No

*Council could be more economical with its budget for the year and carry out extra supervision of its workforce.*

2.  
Do you believe that Council should be applying for a special rate variation outside the rate pegging limit?

☐ Yes  
☒ No



3.

Are you willing to pay additional rates to improve Council's roads and bridges?

☐ Yes

☒ No

*With the cost of living rising some people will be unable to afford the proposed rate increase.*

4.

If so, what would you be comfortable with, bearing in mind that the rate pegging limit is anticipated to be 2.5% to 3.5% ?

Percentage Increase	* Average difference per urban property per annum	* Average difference per business per annum
As per rate pegging (2.5 % - 3.5%)	\$19.00	\$32.00
5%	\$31.00	\$53.00
10%	\$63.00	\$106.00
15%	\$94.00	\$159.00
20%	\$126.00	\$212.00

\*Rural properties vary too much with land values and sizes to give averages. Individual differences can be supplied on request.

☒ As per rate pegging

☐ 5%

☐ 10%


☐ 15%

☐ 20%

[< Finish Survey >](#)

Thankyou for participating in this survey.

## Upper Hunter Shire Council - Special Rate Variation for 2012/13 Survey



It is proposed to apply to IPART for a special rate variation on the general portion of Council's rates.  
The following survey will assist Council in determining community feedback on the proposal.

Please feel free to add any comments for each question.

1.  
Do you believe Council needs to spend more on roads and bridges infrastructure to bring them to an improved standard?

☒ Yes

☐ No

*No the government should be providing more money to roads special projects*

2.  
Do you believe that Council should be applying for a special rate variation outside the rate pegging limit?

☐ Yes

☒ No

*No as everything is costing more such as electricity, home insurance, vehicle insurance & registration, property prices increasing, Council needs additional income of 6.4 % making a total of 10%.*

3.

Are you willing to pay additional rates to improve Council's roads and bridges?

- ☐ Yes  
☒ No

*If the Government took their own own back yard instead of spending Millions of Dollars overseas, we would be all better off.*

4.

If so, what would you be comfortable with, bearing in mind that the rate pegging limit is anticipated to be 2.5% to 3.5% ?

Percentage Increase	* Average difference per urban property per annum	* Average difference per business per annum
As per rate pegging (2.5 % - 3.5%)	\$19.00	\$32.00
5%	\$31.00	\$53.00
10%	\$63.00	\$106.00
15%	\$94.00	\$159.00
20%	\$126.00	\$212.00


\*Rural properties vary too much with land values and sizes to give averages. Individual differences can be supplied on request.

- ☒ As per rate pegging  
☐ 5%  
☐ 10%  
☐ 15%  
☐ 20%

< Finish Survey >

Thankyou for participating in this survey.

## Upper Hunter Shire Council - Special Rate Variation for 2012/13 Survey



It is proposed to apply to IPART for a special rate variation on the general portion of Council's rates.  
The following survey will assist Council in determining community feedback on the proposal.

*Please feel free to add any comments for each question.*

1.  
Do you believe Council needs to spend more on roads and bridges infrastructure to bring them to an improved standard?

☒ Yes  
☐ No

2.  
Do you believe that Council should be applying for a special rate variation outside the rate pegging limit?

☐ Yes  
☒ No

COUNCIL SHOULD BE LOOKING TO FIND SOME SAVINGS  
IS COUNCIL TOP HEAVY

3.

Are you willing to pay additional rates to improve Council's roads and bridges?

☐ Yes

☒ No

4.

If so, what would you be comfortable with, bearing in mind that the rate pegging limit is anticipated to be 2.5% to 3.5% ?

Percentage Increase	* Average difference per urban property per annum	* Average difference per business per annum
As per rate pegging (2.5 % - 3.5%)	\$19.00	\$32.00
5%	\$31.00	\$53.00
10%	\$63.00	\$106.00
15%	\$94.00	\$159.00
20%	\$126.00	\$212.00

\*Rural properties vary too much with land values and sizes to give averages. Individual differences can be supplied on request.

☐ As per rate pegging

☐ 5%

☐ 10%

☐ 15%


☐ 20%

MY INSTALMENT AMOUNT \$2261-00 AND  
DONT SEE MUCH WORK DONE AROUND. ~~W~~ CLOSE

< Finish Survey >

Thankyou for participating in this survey.

## Upper Hunter Shire Council - Special Rate Variation for 2012/13 Survey



It is proposed to apply to IPART for a special rate variation on the general portion of Council's rates.  
The following survey will assist Council in determining community feedback on the proposal.

*Please feel free to add any comments for each question.*

1.

Do you believe Council needs to spend more on roads and bridges infrastructure to bring them to an improved standard?

☒ Yes

☐ No

---

2.

Do you believe that Council should be applying for a special rate variation outside the rate pegging limit?

☐ Yes

☒ No

---

3.

Are you willing to pay additional rates to improve Council's roads and bridges?

☐ Yes

☒ No

---

4.

If so, what would you be comfortable with, bearing in mind that the rate pegging limit is anticipated to be 2.5% to 3.5% ?

Percentage Increase	* Average difference per urban property per annum	* Average difference per business per annum
As per rate pegging (2.5 % - 3.5%)	\$19.00	\$32.00
5%	\$31.00	\$53.00
10%	\$63.00	\$106.00
15%	\$94.00	\$159.00
20%	\$126.00	\$212.00

\*Rural properties vary too much with land values and sizes to give averages. Individual differences can be supplied on request.

☐ As per rate pegging

☐ 5%

☐ 10%

☐ 15%

☐ 20%


---

*I Pay 424-00 instalment and dont see much for this*

[< Finish Survey >](#)

Thankyou for participating in this survey.

## Upper Hunter Shire Council - Special Rate Variation for 2012/13 Survey



It is proposed to apply to IPART for a special rate variation on the general portion of Council's rates.  
The following survey will assist Council in determining community feedback on the proposal.

*Please feel free to add any comments for each question.*

1.

Do you believe Council needs to spend more on roads and bridges infrastructure to bring them to an improved standard?

☒ Yes

☐ No

---

2.

Do you believe that Council should be applying for a special rate variation outside the rate pegging limit?

☒ Yes

☐ No

---

AS LONG AS THIS STAYS 'A ONE OFF'



3.

Are you willing to pay additional rates to improve Council's roads and bridges?

☒ Yes

☐ No

~~At~~ THIS YEAR ONLY

4.

If so, what would you be comfortable with, bearing in mind that the rate pegging limit is anticipated to be 2.5% to 3.5% ?

Percentage Increase	* Average difference per urban property per annum	* Average difference per business per annum
As per rate pegging (2.5 % - 3.5%)	\$19.00	\$32.00
5%	\$31.00	\$53.00
10%	\$63.00	\$106.00
15%	\$94.00	\$159.00
20%	\$126.00	\$212.00

\*Rural properties vary too much with land values and sizes to give averages. Individual differences can be supplied on request.

☐ As per rate pegging

☒ 5%

☐ 10%

☐ 15%


☐ 20%

EXTRA COSTS ARE DIFFICULT FOR PENSIONERS - INCOME DOES NOT KEEP PACE WITH COST OF LIVING.

[< Finish Survey >](#)

Thankyou for participating in this survey.

## Upper Hunter Shire Council - Special Rate Variation for 2012/13 Survey



It is proposed to apply to IPART for a special rate variation on the general portion of Council's rates.  
The following survey will assist Council in determining community feedback on the proposal.

*Please feel free to add any comments for each question.*

1.

Do you believe Council needs to spend more on roads and bridges infrastructure to bring them to an improved standard?

☒ Yes

☐ No

2.

Do you believe that Council should be applying for a special rate variation outside the rate pegging limit?

☒ Yes

☐ No

3.

Are you willing to pay additional rates to improve Council's roads and bridges?

☒ Yes

☐ No

4.

If so, what would you be comfortable with, bearing in mind that the rate pegging limit is anticipated to be 2.5% to 3.5% ?

Percentage Increase	* Average difference per urban property per annum	* Average difference per business per annum
As per rate pegging (2.5 % - 3.5%)	\$19.00	\$32.00
5%	\$31.00	\$53.00
10%	\$63.00	\$106.00
15%	\$94.00	\$159.00
20%	\$126.00	\$212.00

\*Rural properties vary too much with land values and sizes to give averages. Individual differences can be supplied on request.

☐ As per rate pegging

☐ 5%

☒ 10%

☐ 15%


☐ 20%

[< Finish Survey >](#)

Thankyou for participating in this survey.

My concern is that current Council maintenance gangs for Rural Roads will be used for new road building projects - (which is needed) but while this is happening who is doing maintenance on the other roads?

## Upper Hunter Shire Council - Special Rate Variation for 2012/13 Survey



It is proposed to apply to IPART for a special rate variation on the general portion of Council's rates.  
The following survey will assist Council in determining community feedback on the proposal.

*Please feel free to add any comments for each question.*

1.  
Do you believe Council needs to spend more on roads and bridges infrastructure to bring them to an improved standard?

☒ Yes  
☐ No

---

2.  
Do you believe that Council should be applying for a special rate variation outside the rate pegging limit?

☐ Yes  
☒ No

---

3.

Are you willing to pay additional rates to improve Council's roads and bridges?

- ☐ Yes  
☒ No

---

4.

If so, what would you be comfortable with, bearing in mind that the rate pegging limit is anticipated to be 2.5% to 3.5% ?

Percentage Increase	* Average difference per urban property per annum	* Average difference per business per annum
As per rate pegging (2.5 % - 3.5%)	\$19.00	\$32.00
5%	\$31.00	\$53.00
10%	\$63.00	\$106.00
15%	\$94.00	\$159.00
20%	\$126.00	\$212.00

\*Rural properties vary too much with land values and sizes to give averages. Individual differences can be supplied on request.

- ☒ As per rate pegging  
☐ 5%  
☐ 10%  
☐ 15%  
☐ 20%

---

[< Finish Survey>](#)

*Thankyou for participating in this survey.*

Upper Hunter Shire Council - Special Rate Variation for 2012/13 Survey

Page 1 of 2

②

## Upper Hunter Shire Council - Special Rate Variation for 2012/13 Survey

ATT - MAYOR LEE WATTS



It is proposed to apply to IPART for a special rate variation on the general portion of Council's rates.  
The following survey will assist Council in determining community feedback on the proposal.

Please feel free to add any comments for each question.

YOU SAY OUR RATES ARE VERY SMALL TO OTHERS WHICH IS A LIE - AS SYDNEY RATES ARE A LOT LOWER  
1. INGLEBURN - 1259.00 -  
1. CASULA - 1300.00

Do you believe Council needs to spend more on roads and bridges infrastructure to bring them to an improved standard?

☒ Yes

☐ No

I FEEL OUR RATES ARE HIGH ENOUGH FOR THE COUNCIL TO MAINTAIN THE ROADS. THE RATES HAVE BEEN GOING UP EVERY YEAR. SINCE SOME COUNCILS MERGED WITH MURUMBidgee, ALSO IF PEOPLE ARE IN THE AREA - EVEN SLIGHTLY YOU CHARGE A PERCENTAGE  
2. EXTRA - ON A DAILY RATE.  
Do you believe that Council should be applying for a special rate variation outside the rate pegging limit?

☐ Yes

☒ No

AS YOU ARE AWARE THERE ARE MANY PENSIONERS IN OUR TOWN AND ALSO FOR OTHER FAMILIES IT WOULD BE A HARDSHIP FOR THEM. ALSO, I HAVE NOT SEEN A LOT OF WORK DONE IN OUR AREA SINCE COUNCIL TOOK OVER. COUNCIL ALSO CHARGE THE PEOPLE, IF YOU DO ANY KERBS & GUTTERING WHICH WORKS OUT TO BE MANY THOUSANDS, WHAT HAPPENS TO THAT MONEY? AND THIS IS ON TOP OF NORMAL RATES. "WHAT A DISGRACE".

## Upper Hunter Shire Council - Special Rate Variation for 2012/13 Survey

Page 2 of 2

(3)

3.

Are you willing to pay additional rates to improve Council's roads and bridges?

☐ Yes

☒ No

IT MAY SEEM A SMALL AMOUNT FOR PEOPLE TO PAY BUT WHEN YOU LIVE ON A TIGHT BUDGET, IT MEANS IF YOU HAVE WOOD FOR HEATING, ALSO FOOD OR LIGHTING (EAT)

4.

If so, what would you be comfortable with, bearing in mind that the rate pegging limit is anticipated to be 2.5% to 3.5%?

Percentage Increase	* Average difference per urban property per annum	* Average difference per business per annum
As per rate pegging (2.5 % - 3.5%)	\$19.00	\$32.00
5%	\$31.00	\$53.00
10%	\$63.00	\$106.00
15%	\$94.00	\$159.00
20%	\$126.00	\$212.00

\*Rural properties vary too much with land values and sizes to give averages. Individual differences can be supplied on request.

☐ As per rate pegging

☐ 5%

☐ 10%

☐ 15%

☐ 20%

< Finish Survey >

Thankyou for participating in this survey.

I WAS AT THE MURRURUNDI MEETING AND FOUND IT TO BE A MESS. A LOT OF VERY ANGRY PEOPLE IN MURRURUNDI AND I AM SURE IT WILL SHOW IN THE NEXT ELECTION. IF THIS RATE RISE GOES THROUGH, WHEN YOU SAY 616 OF RESIDENTS ARE SUPPORTIVE, I BELIEVE THAT IS A FALSE STATEMENT. I WILL FAX THIS REPLY TO THE NEWSPAPER AS WELL, AS I GUESS THIS WILL END UP YOUR BIN.

[http://kwiksurveys.com/online-survey.php?surveyID=OHMOOL\\_3d7c1efc&u=uhsc...](http://kwiksurveys.com/online-survey.php?surveyID=OHMOOL_3d7c1efc&u=uhsc...) 31/01/2012

## Upper Hunter Shire Council - Special Rate Variation for 2012/13 Survey



It is proposed to apply to IPART for a special rate variation on the general portion of Council's rates.  
The following survey will assist Council in determining community feedback on the proposal.

*Please feel free to add any comments for each question.*

1.  
Do you believe Council needs to spend more on roads and bridges infrastructure to bring them to an improved standard?

☒ Yes

☐ No

---

2.  
Do you believe that Council should be applying for a special rate variation outside the rate pegging limit?

☐ Yes

☒ No

---



3.

Are you willing to pay additional rates to improve Council's roads and bridges?

☒ Yes

☐ No

*On the condition that monies raised is spent on asphaltting extra distances each year, using private contractors for road preparation as there appears to be no productivity, work quality & longevity in their work on gravel roads.*

4.

If so, what would you be comfortable with, bearing in mind that the rate pegging limit is anticipated to be 2.5% to 3.5% ?

Percentage Increase	* Average difference per urban property per annum	* Average difference per business per annum
As per rate pegging (2.5 % - 3.5%)	\$19.00	\$32.00
5%	\$31.00	\$53.00
10%	\$63.00	\$106.00
15%	\$94.00	\$159.00
20%	\$126.00	\$212.00

\*Rural properties vary too much with land values and sizes to give averages. Individual differences can be supplied on request.

☐ As per rate pegging

☒ 5%

☐ 10%

☐ 15%


☐ 20%

*As a rural ratepayer the 10% rise would be an extreme burden as cattle prices are not really any better than 10 to 15 years ago.*

[< Finish Survey >](#)

Thankyou for participating in this survey.

## Upper Hunter Shire Council - Special Rate Variation for 2012/13 Survey



It is proposed to apply to IPART for a special rate variation on the general portion of Council's rates.  
The following survey will assist Council in determining community feedback on the proposal.

*Please feel free to add any comments for each question.*

1.  
Do you believe Council needs to spend more on roads and bridges infrastructure to bring them to an improved standard?

☒ Yes

☐ No

---

2.  
Do you believe that Council should be applying for a special rate variation outside the rate pegging limit?

☐ Yes

☒ No

---

3.

Are you willing to pay additional rates to improve Council's roads and bridges?

☒ Yes

☐ No

4.

If so, what would you be comfortable with, bearing in mind that the rate pegging limit is anticipated to be 2.5% to 3.5% ?

Percentage Increase	* Average difference per urban property per annum	* Average difference per business per annum
As per rate pegging (2.5 % - 3.5%)	\$19.00	\$32.00
5%	\$31.00	\$53.00
10%	\$63.00	\$106.00
15%	\$94.00	\$159.00
20%	\$126.00	\$212.00

\*Rural properties vary too much with land values and sizes to give averages. Individual differences can be supplied on request.

☒ As per rate pegging

☐ 5%

☐ 10%


☐ 15%

☐ 20%

[< Finish Survey >](#)

*Thankyou for participating in this survey.*

## Upper Hunter Shire Council - Special Rate Variation for 2012/13 Survey



It is proposed to apply to IPART for a special rate variation on the general portion of Council's rates.  
The following survey will assist Council in determining community feedback on the proposal.

Please feel free to add any comments for each question.

*How does a single pensioner appear to pay  
near \$1000.00 on top of general rates for water & sewer  
as I have a lot of commitments in my elderly*

1. \$700 per fortnight pension

Do you believe Council needs to spend more on roads and bridges infrastructure to bring them to an improved standard?

☒ Yes

☐ No

2.

Do you believe that Council should be applying for a special rate variation outside the rate pegging limit?

☐ Yes

☐ No

3.

Are you willing to pay additional rates to improve Council's roads and bridges?

☐ Yes

☒ No

*I think community rates payers pay enough for what we get as I stated previously it is very hard to live on an income of \$700 a fortnight.*

4.

If so, what would you be comfortable with, bearing in mind that the rate pegging limit is anticipated to be 2.5% to 3.5% ?

Percentage Increase	* Average difference per urban property per annum	* Average difference per business per annum
As per rate pegging (2.5 % - 3.5%)	\$19.00	\$32.00
5%	\$31.00	\$53.00
10%	\$63.00	\$106.00
15%	\$94.00	\$159.00
20%	\$126.00	\$212.00

\*Rural properties vary too much with land values and sizes to give averages. Individual differences can be supplied on request.

☐ As per rate pegging

☐ 5%

☐ 10%

☐ 15%

☐ 20%

[< Finish Survey >](#)

Thankyou for participating in this survey.

## Upper Hunter Shire Council - Special Rate Variation for 2012/13 Survey



It is proposed to apply to IPART for a special rate variation on the general portion of Council's rates.  
The following survey will assist Council in determining community feedback on the proposal.

*Please feel free to add any comments for each question.*

1.  
Do you believe Council needs to spend more on roads and bridges infrastructure to bring them to an improved standard?

☒ Yes *What are you doing with the money you ALREADY get for roads and bridges*  
☐ No

---

2.  
Do you believe that Council should be applying for a special rate variation outside the rate pegging limit?

☐ Yes  
☒ No

---

3.

Are you willing to pay additional rates to improve Council's roads and bridges?

☐ Yes

☒ No

---

4.

If so, what would you be comfortable with, bearing in mind that the rate pegging limit is anticipated to be 2.5% to 3.5% ?

Percentage Increase	* Average difference per urban property per annum	* Average difference per business per annum
As per rate pegging (2.5 % - 3.5%)	\$19.00	\$32.00
5%	\$31.00	\$53.00
10%	\$63.00	\$106.00
15%	\$94.00	\$159.00
20%	\$126.00	\$212.00

\*Rural properties vary too much with land values and sizes to give averages. Individual differences can be supplied on request.

☒ As per rate pegging ✓

☐ 5%

☐ 10%

☐ 15%

☐ 20%

---

[< Finish Survey >](#)

*Thankyou for participating in this survey.*

## Upper Hunter Shire Council - Special Rate Variation for 2012/13 Survey



It is proposed to apply to IPART for a special rate variation on the general portion of Council's rates.  
The following survey will assist Council in determining community feedback on the proposal.

*Please feel free to add any comments for each question.*

1.  
Do you believe Council needs to spend more on roads and bridges infrastructure to bring them to an improved standard?

☒ Yes

☐ No

State & Federal governments need to contribute more to rural councils - Farming is an important industry and makes a large contribution to our GDP. Mining does have a use

2.  
Do you believe that Council should be applying for a special rate variation outside the rate pegging limit?

☒ Yes

☐ No

If that is the only alternative to improve county roads -



3.

Are you willing to pay additional rates to improve Council's roads and bridges?

☒ Yes

☐ No

People must be able to safely access their properties in all weather situations.

4.

If so, what would you be comfortable with, bearing in mind that the rate pegging limit is anticipated to be 2.5% to 3.5% ?

Percentage Increase	* Average difference per urban property per annum	* Average difference per business per annum
As per rate pegging (2.5 % - 3.5%)	\$19.00	\$32.00
<input checked="" type="radio"/> 5%	\$31.00	\$53.00
<input type="radio"/> 10%	\$63.00	\$106.00
<input type="radio"/> 15%	\$94.00	\$159.00
<input type="radio"/> 20%	\$126.00	\$212.00

\*Rural properties vary too much with land values and sizes to give averages. Individual differences can be supplied on request.

☐ As per rate pegging

☒ 5%

☐ 10%

☐ 15%


☐ 20%

There should be some concessional discount for farmers especially in the current global situation

[< Finish Survey >](#)

Thankyou for participating in this survey.

## Upper Hunter Shire Council - Special Rate Variation for 2012/13 Survey



It is proposed to apply to IPART for a special rate variation on the general portion of Council's rates.  
The following survey will assist Council in determining community feedback on the proposal.

Please feel free to add any comments for each question.

1.

Do you believe Council needs to spend more on roads and bridges infrastructure to bring them to an improved standard?

☒ Yes

☐ No

Ridgeland Road Brennan is dangerous especially after  
it has been told by older residents that know.  
there has only been one bit of holes put in the road & that  
was in the gully coming from 'Whitlock' and it is ~~not~~ <sup>satisfactory</sup>.  
2. Do you believe that Council should be applying for a special rate variation  
outside the rate pegging limit?

☐ Yes

☒ No

We pay rates now but consider we do not receive  
our fair share

3.

Are you willing to pay additional rates to improve Council's roads and bridges?

☐ Yes

☒ No

*There needs to be involvement in the management of the Shire, that would have money to be used on roads & bridges. The work needs to improve and not just make the "job look pretty".*

4.

If so, what would you be comfortable with, bearing in mind that the rate pegging limit is anticipated to be 2.5% to 3.5% ?

Percentage Increase	* Average difference per urban property per annum	* Average difference per business per annum
As per rate pegging (2.5 % - 3.5%)	\$19.00	\$32.00
5%	\$31.00	\$53.00
10%	\$63.00	\$106.00
15%	\$94.00	\$159.00
20%	\$126.00	\$212.00

\*Rural properties vary too much with land values and sizes to give averages. Individual differences can be supplied on request.

☐ As per rate pegging

☐ 5%

☐ 10%

☐ 15%

☐ 20%

*The communication with All staff needs to improve.*

[< Finish Survey >](#)

Thankyou for participating in this survey.

## Upper Hunter Shire Council - Special Rate Variation for 2012/13 Survey



It is proposed to apply to IPART for a special rate variation on the general portion of Council's rates.  
The following survey will assist Council in determining community feedback on the proposal.

*Please feel free to add any comments for each question.*

1.  
Do you believe Council needs to spend more on roads and bridges infrastructure to bring them to an improved standard?

- ☒ Yes  
☐ No

2.  
Do you believe that Council should be applying for a special rate variation outside the rate pegging limit?

- ☒ Yes  
☐ No

3.  
Are you willing to pay additional rates to improve Council's roads and bridges?

☐ Yes

☒ No

4.

If so, what would you be comfortable with, bearing in mind that the rate pegging limit is anticipated to be 2.5% to 3.5% ?

Percentage Increase	* Average difference per urban property per annum	* Average difference per business per annum
As per rate pegging (2.5 % - 3.5%)	\$19.00	\$32.00
5%	\$31.00	\$53.00
10%	\$63.00	\$106.00
15%	\$94.00	\$159.00
20%	\$126.00	\$212.00

\*Rural properties vary too much with land values and sizes to give averages. Individual differences can be supplied on request.

☐ As per rate pegging

☐ 5%

☐ 10%


☐ 15%

☐ 20%

< Finish Survey >

*Thankyou for participating in this survey.*

## Upper Hunter Shire Council - Special Rate Variation for 2012/13 Survey



It is proposed to apply to IPART for a special rate variation on the general portion of Council's rates.  
The following survey will assist Council in determining community feedback on the proposal.

*Please feel free to add any comments for each question.*

1.  
Do you believe Council needs to spend more on roads and bridges infrastructure to bring them to an improved standard?

☐ Yes  
☒ No

2.  
Do you believe that Council should be applying for a special rate variation outside the rate pegging limit?

☐ Yes  
☒ No

3.  
Are you willing to pay additional rates to improve Council's roads and bridges?

☐ Yes

☒ No

4.

If so, what would you be comfortable with, bearing in mind that the rate pegging limit is anticipated to be 2.5% to 3.5% ?

Percentage Increase	* Average difference per urban property per annum	* Average difference per business per annum
As per rate pegging (2.5 % - 3.5%)	\$19.00	\$32.00
5%	\$31.00	\$53.00
10%	\$63.00	\$106.00
15%	\$94.00	\$159.00
20%	\$126.00	\$212.00

\*Rural properties vary too much with land values and sizes to give averages. Individual differences can be supplied on request.

☒ As per rate pegging

☐ 5%

☐ 10%


☐ 15%

☐ 20%

< Finish Survey >

*Thankyou for participating in this survey.*

## Upper Hunter Shire Council - Special Rate Variation for 2012/13 Survey



It is proposed to apply to IPART for a special rate variation on the general portion of Council's rates.  
The following survey will assist Council in determining community feedback on the proposal.

*Please feel free to add any comments for each question.*

1.  
Do you believe Council needs to spend more on roads and bridges infrastructure to bring them to an improved standard?

☒ Yes  
☐ No

2.  
Do you believe that Council should be applying for a special rate variation outside the rate pegging limit?

☐ Yes  
☒ No

3.  
Are you willing to pay additional rates to improve Council's roads and bridges?



☐ Yes

☒ No

4.

If so, what would you be comfortable with, bearing in mind that the rate pegging limit is anticipated to be 2.5% to 3.5% ?

Percentage Increase	* Average difference per urban property per annum	* Average difference per business per annum
As per rate pegging (2.5 % - 3.5%)	\$19.00	\$32.00
5%	\$31.00	\$53.00
10%	\$63.00	\$106.00
15%	\$94.00	\$159.00
20%	\$126.00	\$212.00

\*Rural properties vary too much with land values and sizes to give averages. Individual differences can be supplied on request.

☒ As per rate pegging

☐ 5%

☐ 10%

☐ 15%

☐ 20%

< Finish Survey >

*Thankyou for participating in this survey.*

## Upper Hunter Shire Council - Special Rate Variation for 2012/13 Survey



It is proposed to apply to IPART for a special rate variation on the general portion of Council's rates.  
The following survey will assist Council in determining community feedback on the proposal.

*Please feel free to add any comments for each question.*

1.  
Do you believe Council needs to spend more on roads and bridges infrastructure to bring them to an improved standard?

☒ Yes  
☐ No

2.  
Do you believe that Council should be applying for a special rate variation outside the rate pegging limit?

☐ Yes  
☒ No

3.  
Are you willing to pay additional rates to improve Council's roads and bridges?

No. engage contractors, us local gravel sources

☐ Yes

☒ No

4.

If so, what would you be comfortable with, bearing in mind that the rate pegging limit is anticipated to be 2.5% to 3.5% ?

Percentage Increase	* Average difference per urban property per annum	* Average difference per business per annum
As per rate pegging (2.5 % - 3.5%)	\$19.00	\$32.00
5%	\$31.00	\$53.00
10%	\$63.00	\$106.00
15%	\$94.00	\$159.00
20%	\$126.00	\$212.00

\*Rural properties vary too much with land values and sizes to give averages. Individual differences can be supplied on request.

☒ As per rate pegging

☐ 5%

☐ 10%


☐ 15%

☐ 20%

< Finish Survey >

*Thankyou for participating in this survey.*

## Upper Hunter Shire Council - Special Rate Variation for 2012/13 Survey



It is proposed to apply to IPART for a special rate variation on the general portion of Council's rates.  
The following survey will assist Council in determining community feedback on the proposal.

*Please feel free to add any comments for each question.*

1.  
Do you believe Council needs to spend more on roads and bridges infrastructure to bring them to an improved standard?

☒ Yes  
☐ No

*By using local gravel i use crushed  
Blue metal*

2.  
Do you believe that Council should be applying for a special rate variation outside the rate pegging limit?

☐ Yes  
☒ No

3.  
Are you willing to pay additional rates to improve Council's roads and bridges?

- ☐ Yes  
☒ No

4.

If so, what would you be comfortable with, bearing in mind that the rate pegging limit is anticipated to be 2.5% to 3.5% ?

Percentage Increase	* Average difference per urban property per annum	* Average difference per business per annum
As per rate pegging (2.5 % - 3.5%)	\$19.00	\$32.00
5%	\$31.00	\$53.00
10%	\$63.00	\$106.00
15%	\$94.00	\$159.00
20%	\$126.00	\$212.00


\*Rural properties vary too much with land values and sizes to give averages. Individual differences can be supplied on request.

- ☒ As per rate pegging  
☐ 5%  
☐ 10%  
☐ 15%  
☐ 20%

< Finish Survey >

*Thankyou for participating in this survey.*

## Upper Hunter Shire Council - Special Rate Variation for 2012/13 Survey



It is proposed to apply to IPART for a special rate variation on the general portion of Council's rates.  
The following survey will assist Council in determining community feedback on the proposal.

*Please feel free to add any comments for each question.*

1.

Do you believe Council needs to spend more on roads and bridges infrastructure to bring them to an improved standard?

☒ Yes

☐ No

2.

Do you believe that Council should be applying for a special rate variation outside the rate pegging limit?

☐ Yes

☒ No

3.

Are you willing to pay additional rates to improve Council's roads and bridges?

- ☐ Yes  
☒ No

4.

If so, what would you be comfortable with, bearing in mind that the rate pegging limit is anticipated to be 2.5% to 3.5% ?

Percentage Increase	* Average difference per urban property per annum	* Average difference per business per annum
As per rate pegging (2.5 % - 3.5%)	\$19.00	\$32.00
5%	\$31.00	\$53.00
10%	\$63.00	\$106.00
15%	\$94.00	\$159.00
20%	\$126.00	\$212.00


\*Rural properties vary too much with land values and sizes to give averages. Individual differences can be supplied on request.

- ☒ As per rate pegging  
☐ 5%  
☐ 10%  
☐ 15%  
☐ 20%

< Finish Survey >

*Thankyou for participating in this survey.*

## Upper Hunter Shire Council - Special Rate Variation for 2012/13 Survey



It is proposed to apply to IPART for a special rate variation on the general portion of Council's rates.  
The following survey will assist Council in determining community feedback on the proposal.

*Please feel free to add any comments for each question.*

1.  
Do you believe Council needs to spend more on roads and bridges infrastructure to bring them to an improved standard?

- ☒ Yes  
☐ No


2.  
Do you believe that Council should be applying for a special rate variation outside the rate pegging limit?

- ☐ Yes  
☒ No

3.  
Are you willing to pay additional rates to improve Council's roads and bridges?



## Upper Hunter Shire Council - Special Rate Variation for 2012/13 Survey



It is proposed to apply to IPART for a special rate variation on the general portion of Council's rates.  
The following survey will assist Council in determining community feedback on the proposal.

*Please feel free to add any comments for each question.*

1.  
Do you believe Council needs to spend more on roads and bridges infrastructure to bring them to an improved standard?

☒ Yes

☐ No

2.  
Do you believe that Council should be applying for a special rate variation outside the rate pegging limit?

☐ Yes

☒ No

3.  
Are you willing to pay additional rates to improve Council's roads and bridges?

☐ Yes

☒ No

4.

If so, what would you be comfortable with, bearing in mind that the rate pegging limit is anticipated to be 2.5% to 3.5% ?

Percentage Increase	* Average difference per urban property per annum	* Average difference per business per annum
As per rate pegging (2.5 % - 3.5%)	\$19.00	\$32.00
5%	\$31.00	\$53.00
10%	\$63.00	\$106.00
15%	\$94.00	\$159.00
20%	\$126.00	\$212.00

\*Rural properties vary too much with land values and sizes to give averages. Individual differences can be supplied on request.

☐ As per rate pegging

☐ 5%

☐ 10%

☐ 15%

☐ 20%

< Finish Survey >

*Thankyou for participating in this survey.*

☐ Yes

☒ No

4.

If so, what would you be comfortable with, bearing in mind that the rate pegging limit is anticipated to be 2.5% to 3.5% ?

Percentage Increase	* Average difference per urban property per annum	* Average difference per business per annum
As per rate pegging (2.5 % - 3.5%)	\$19.00	\$32.00
5%	\$31.00	\$53.00
10%	\$63.00	\$106.00
15%	\$94.00	\$159.00
20%	\$126.00	\$212.00

\*Rural properties vary too much with land values and sizes to give averages. Individual differences can be supplied on request.

☒ As per rate pegging

☐ 5%

☐ 10%

☐ 15%

☐ 20%

< Finish Survey >

*Thankyou for participating in this survey.*

## Upper Hunter Shire Council - Special Rate Variation for 2012/13 Survey



It is proposed to apply to IPART for a special rate variation on the general portion of Council's rates.  
The following survey will assist Council in determining community feedback on the proposal.

*Please feel free to add any comments for each question.*

1.  
Do you believe Council needs to spend more on roads and bridges infrastructure to bring them to an improved standard?

- ☒ Yes  
☐ No

2.  
Do you believe that Council should be applying for a special rate variation outside the rate pegging limit?

- ☐ Yes  
☒ No

3.  
Are you willing to pay additional rates to improve Council's roads and bridges?

☐ Yes

☒ No

4.

If so, what would you be comfortable with, bearing in mind that the rate pegging limit is anticipated to be 2.5% to 3.5% ?

Percentage Increase	* Average difference per urban property per annum	* Average difference per business per annum
As per rate pegging (2.5 % - 3.5%)	\$19.00	\$32.00
5%	\$31.00	\$53.00
10%	\$63.00	\$106.00
15%	\$94.00	\$159.00
20%	\$126.00	\$212.00

\*Rural properties vary too much with land values and sizes to give averages. Individual differences can be supplied on request.

☒ As per rate pegging

☐ 5%

☐ 10%

☐ 15%

☐ 20%

< Finish Survey >

*Thankyou for participating in this survey.*

## Upper Hunter Shire Council - Special Rate Variation for 2012/13 Survey



It is proposed to apply to IPART for a special rate variation on the general portion of Council's rates.  
The following survey will assist Council in determining community feedback on the proposal.

*Please feel free to add any comments for each question.*

1.  
Do you believe Council needs to spend more on roads and bridges infrastructure to bring them to an improved standard?

☒ Yes

☐ No

2.  
Do you believe that Council should be applying for a special rate variation outside the rate pegging limit?

☐ Yes

☒ No

3.  
Are you willing to pay additional rates to improve Council's roads and bridges?

☐ Yes

☒ No

4.

If so, what would you be comfortable with, bearing in mind that the rate pegging limit is anticipated to be 2.5% to 3.5% ?

Percentage Increase	* Average difference per urban property per annum	* Average difference per business per annum
As per rate pegging (2.5 % - 3.5%)	\$19.00	\$32.00
5%	\$31.00	\$53.00
10%	\$63.00	\$106.00
15%	\$94.00	\$159.00
20%	\$126.00	\$212.00

\*Rural properties vary too much with land values and sizes to give averages. Individual differences can be supplied on request.

☒ As per rate pegging

☐ 5%

☐ 10%


☐ 15%

☐ 20%

< Finish Survey >

*Thankyou for participating in this survey.*

## Upper Hunter Shire Council - Special Rate Variation for 2012/13 Survey



It is proposed to apply to IPART for a special rate variation on the general portion of Council's rates.  
The following survey will assist Council in determining community feedback on the proposal.

*Please feel free to add any comments for each question.*

1.  
Do you believe Council needs to spend more on roads and bridges infrastructure to bring them to an improved standard?

☒ Yes  
☐ No

2.  
Do you believe that Council should be applying for a special rate variation outside the rate pegging limit?

☐ Yes  
☒ No

3.  
Are you willing to pay additional rates to improve Council's roads and bridges?



- ☐ Yes  
☒ No

4.

If so, what would you be comfortable with, bearing in mind that the rate pegging limit is anticipated to be 2.5% to 3.5% ?

Percentage Increase	* Average difference per urban property per annum	* Average difference per business per annum
As per rate pegging (2.5 % - 3.5%)	\$19.00	\$32.00
5%	\$31.00	\$53.00
10%	\$63.00	\$106.00
15%	\$94.00	\$159.00
20%	\$126.00	\$212.00


\*Rural properties vary too much with land values and sizes to give averages. Individual differences can be supplied on request.

- ☒ As per rate pegging  
☐ 5%  
☐ 10%  
☐ 15%  
☐ 20%

< Finish Survey >

*Thankyou for participating in this survey.*

## Upper Hunter Shire Council - Special Rate Variation for 2012/13 Survey



It is proposed to apply to IPART for a special rate variation on the general portion of Council's rates.  
The following survey will assist Council in determining community feedback on the proposal.

*Please feel free to add any comments for each question.*

1.  
Do you believe Council needs to spend more on roads and bridges infrastructure to bring them to an improved standard?

- ☒ Yes  
☐ No

2.  
Do you believe that Council should be applying for a special rate variation outside the rate pegging limit?

- ☐ Yes  
☒ No

3.  
Are you willing to pay additional rates to improve Council's roads and bridges?

- ☐ Yes  
☒ No

4.

If so, what would you be comfortable with, bearing in mind that the rate pegging limit is anticipated to be 2.5% to 3.5% ?

Percentage Increase	* Average difference per urban property per annum	* Average difference per business per annum
As per rate pegging (2.5 % - 3.5%)	\$19.00	\$32.00
5%	\$31.00	\$53.00
10%	\$63.00	\$106.00
15%	\$94.00	\$159.00
20%	\$126.00	\$212.00


\*Rural properties vary too much with land values and sizes to give averages. Individual differences can be supplied on request.

- ☒ As per rate pegging  
☐ 5%  
☐ 10%  
☐ 15%  
☐ 20%

< Finish Survey >

*Thankyou for participating in this survey.*

## Upper Hunter Shire Council - Special Rate Variation for 2012/13 Survey



It is proposed to apply to IPART for a special rate variation on the general portion of Council's rates.  
The following survey will assist Council in determining community feedback on the proposal.

*Please feel free to add any comments for each question.*

1.  
Do you believe Council needs to spend more on roads and bridges infrastructure to bring them to an improved standard?

☒ Yes  
☐ No

2.  
Do you believe that Council should be applying for a special rate variation outside the rate pegging limit?

☐ Yes  
☒ No

3.  
Are you willing to pay additional rates to improve Council's roads and bridges?

- ☐ Yes  
☒ No

4.

If so, what would you be comfortable with, bearing in mind that the rate pegging limit is anticipated to be 2.5% to 3.5% ?

Percentage Increase	* Average difference per urban property per annum	* Average difference per business per annum
As per rate pegging (2.5 % - 3.5%)	\$19.00	\$32.00
5%	\$31.00	\$53.00
10%	\$63.00	\$106.00
15%	\$94.00	\$159.00
20%	\$126.00	\$212.00


\*Rural properties vary too much with land values and sizes to give averages. Individual differences can be supplied on request.

- ☐ As per rate pegging  
☐ 5%  
☐ 10%  
☐ 15%  
☐ 20%

< Finish Survey >

*Thankyou for participating in this survey.*

## Upper Hunter Shire Council - Special Rate Variation for 2012/13 Survey



It is proposed to apply to IPART for a special rate variation on the general portion of Council's rates.  
The following survey will assist Council in determining community feedback on the proposal.

*Please feel free to add any comments for each question.*

1.

Do you believe Council needs to spend more on roads and bridges infrastructure to bring them to an improved standard?

- ☒ Yes  
☐ No

2.

Do you believe that Council should be applying for a special rate variation outside the rate pegging limit?

- ☐ Yes  
☒ No

3.

Are you willing to pay additional rates to improve Council's roads and bridges?

☐ Yes

☒ No

4.

If so, what would you be comfortable with, bearing in mind that the rate pegging limit is anticipated to be 2.5% to 3.5% ?

Percentage Increase	* Average difference per urban property per annum	* Average difference per business per annum
As per rate pegging (2.5 % - 3.5%)	\$19.00	\$32.00
5%	\$31.00	\$53.00
10%	\$63.00	\$106.00
15%	\$94.00	\$159.00
20%	\$126.00	\$212.00

\*Rural properties vary too much with land values and sizes to give averages. Individual differences can be supplied on request.

☒ As per rate pegging

☐ 5%

☐ 10%


☐ 15%

☐ 20%

[< Finish Survey >](#)

*Thankyou for participating in this survey.*

## Upper Hunter Shire Council - Special Rate Variation for 2012/13 Survey



It is proposed to apply to IPART for a special rate variation on the general portion of Council's rates.  
The following survey will assist Council in determining community feedback on the proposal.

*Please feel free to add any comments for each question.*

1.

Do you believe Council needs to spend more on roads and bridges infrastructure to bring them to an improved standard?

☐ Yes

☒ No

2.

Do you believe that Council should be applying for a special rate variation outside the rate pegging limit?

☐ Yes

☒ No

3.

Are you willing to pay additional rates to improve Council's roads and bridges?



☐ Yes

☒ No

4.

If so, what would you be comfortable with, bearing in mind that the rate pegging limit is anticipated to be 2.5% to 3.5% ?

Percentage Increase	* Average difference per urban property per annum	* Average difference per business per annum
As per rate pegging (2.5 % - 3.5%)	\$19.00	\$32.00
5%	\$31.00	\$53.00
10%	\$63.00	\$106.00
15%	\$94.00	\$159.00
20%	\$126.00	\$212.00

\*Rural properties vary too much with land values and sizes to give averages. Individual differences can be supplied on request.

☒ As per rate pegging

☐ 5%

☐ 10%


☐ 15%

☐ 20%

< Finish Survey >

*Thankyou for participating in this survey.*

## Upper Hunter Shire Council - Special Rate Variation for 2012/13 Survey



It is proposed to apply to IPART for a special rate variation on the general portion of Council's rates.  
The following survey will assist Council in determining community feedback on the proposal.

*Please feel free to add any comments for each question.*

1.  
Do you believe Council needs to spend more on roads and bridges infrastructure to bring them to an improved standard?

☒ Yes  
☐ No

*By reducing waste & expensive infrastructure which we cannot afford - such as the Council Chambers; sackng architects who have been paid to do a job, constructing roads properly initially (eg. widening the road on the western side of Owens Creek).*

2.  
Do you believe that Council should be applying for a special rate variation outside the rate pegging limit?

☐ Yes  
☒ No

3.  
Are you willing to pay additional rates to improve Council's roads and bridges?

☐ Yes

☒ No

Budget carefully to make maximum use of resources. eg. outdoor staff during wet weather, 2 men whipper snipping around guide posts - 1 holding a sign & 1 working!

4.

If so, what would you be comfortable with, bearing in mind that the rate pegging limit is anticipated to be 2.5% to 3.5% ?

Percentage Increase	* Average difference per urban property per annum	* Average difference per business per annum
As per rate pegging (2.5 % - 3.5%)	\$19.00	\$32.00
5%	\$31.00	\$53.00
10%	\$63.00	\$106.00
15%	\$94.00	\$159.00
20%	\$126.00	\$212.00

\*Rural properties vary too much with land values and sizes to give averages. Individual differences can be supplied on request.

☒ As per rate pegging

☐ 5%

☐ 10%


☐ 15%

☐ 20%

< Finish Survey >

Thankyou for participating in this survey.

## Upper Hunter Shire Council - Special Rate Variation for 2012/13 Survey



It is proposed to apply to IPART for a special rate variation on the general portion of Council's rates.  
The following survey will assist Council in determining community feedback on the proposal.

*Please feel free to add any comments for each question.*

1.

Do you believe Council needs to spend more on roads and bridges infrastructure to bring them to an improved standard?

- ☒ Yes  
☐ No

2.

Do you believe that Council should be applying for a special rate variation outside the rate pegging limit?

- ☐ Yes  
☒ No

3.

Are you willing to pay additional rates to improve Council's roads and bridges?

- ☐ Yes  
☒ No

4.

If so, what would you be comfortable with, bearing in mind that the rate pegging limit is anticipated to be 2.5% to 3.5% ?

Percentage Increase	* Average difference per urban property per annum	* Average difference per business per annum
As per rate pegging (2.5 % - 3.5%)	\$19.00	\$32.00
5%	\$31.00	\$53.00
10%	\$63.00	\$106.00
15%	\$94.00	\$159.00
20%	\$126.00	\$212.00


\*Rural properties vary too much with land values and sizes to give averages. Individual differences can be supplied on request.

- ☒ As per rate pegging  
☐ 5%  
☐ 10%  
☐ 15%  
☐ 20%

< Finish Survey >

*Thankyou for participating in this survey.*

## Upper Hunter Shire Council - Special Rate Variation for 2012/13 Survey



It is proposed to apply to IPART for a special rate variation on the general portion of Council's rates.  
The following survey will assist Council in determining community feedback on the proposal.

*Please feel free to add any comments for each question.*

1. Do you believe Council needs to spend more on roads and bridges infrastructure to bring them to an improved standard?

☒ Yes

Na

THERE IS ROOM IN THE BUDGET TO FIND FUNDS.

**2. Do you believe that Council should be applying for a special rate variation outside the rate pegging limit?**

☒ Yes

✓ No

THE COUNCIL NEEDS TO IMPROVE EFFICIENCIES. FOR EXAMPLE  
THE \$900,000 BLOW OUT IN EMPLOYEE EXPENSES IN 2011

3.

Are you willing to pay additional rates to improve Council's roads and bridges?

☐ Yes

☒ No

MY BUSINESS IS ALREADY IN BAD SHAPE!  
I SIMPLY CAN'T AFFORD MORE RATES!

4.

If so, what would you be comfortable with, bearing in mind that the rate pegging limit is anticipated to be 2.5% to 3.5% ?

Percentage Increase	* Average difference per urban property per annum	* Average difference per business per annum
As per rate pegging (2.5 % - 3.5%)	\$19.00	\$32.00
5%	\$31.00	\$53.00
10%	\$63.00	\$106.00
15%	\$94.00	\$159.00
20%	\$126.00	\$212.00

\*Rural properties vary too much with land values and sizes to give averages. Individual differences can be supplied on request.

☐ As per rate pegging

☐ 5%

☐ 10%

☐ 15%

☐ 20%

I CAN'T ANSWER THIS QUESTION, BECAUSE I DON'T WANT A RATE INCREASE!

[< Finish Survey >](#)

Thankyou for participating in this survey.

3.  
Are you willing to pay additional rates to improve Council's roads and bridges?

- ☒ Yes  
☐ No

Only after MAJOR REFORM. WE NEED Accountability and improved Work RATES.

4.  
If so, what would you be comfortable with, bearing in mind that the rate pegging limit is anticipated to be 2.5% to 3.5% ?

Percentage Increase	* Average difference per urban property per annum	* Average difference per business per annum
As per rate pegging (2.5 % - 3.5%)	\$19.00	\$32.00
5%	\$31.00	\$53.00
10%	\$63.00	\$106.00
15%	\$94.00	\$159.00
20%	\$126.00	\$212.00

\*Rural properties vary too much with land values and sizes to give averages. Individual differences can be supplied on request.

- ☒ As per rate pegging  
☐ 5%  
☐ 10%  
☐ 15%  
☐ 20%

Rural property rises are in the \$1000's of dollars nowonder, there is no indication of the rises that farmers are expected to pay.

< Finish Survey >

Thankyou for participating in this survey.

THIS PROCESS IS TOTALLY MISS LEADING  
AS IT WAS DESIGNED TO BE...  
NO TO SPECIAL RATE VARIATION



## Upper Hunter Shire Council - Special Rate Variation for 2012/13 Survey



It is proposed to apply to IPART for a special rate variation on the general portion of Council's rates.  
The following survey will assist Council in determining community feedback on the proposal.

Please feel free to add any comments for each question.

1.  
Do you believe Council needs to spend more on roads and bridges infrastructure to bring them to an improved standard?

☐ Yes

☒ No

Council needs to better spend the money that they currently get on improve work rates and live within ~~these~~ means as their ratepayers have too. As most of ratepayers are farmers not others with big loads!!

2.  
Do you believe that Council should be applying for a special rate variation outside the rate pegging limit?


☐ Yes

☒ No

Council needs to look at management and work practices to improve the way our money is spent. More money is wasted than they are asking for. Most companies wouldn't let up with the way our council is run.



## Upper Hunter Shire Council - Special Rate Variation for 2012/13 Survey



It is proposed to apply to IPART for a special rate variation on the general portion of Council's rates.  
The following survey will assist Council in determining community feedback on the proposal.

*Please feel free to add any comments for each question.*

1.  
Do you believe Council needs to spend more on roads and bridges infrastructure to bring them to an improved standard?

☒ Yes  
☐ No

---

2.  
Do you believe that Council should be applying for a special rate variation outside the rate pegging limit?

☐ Yes  
☒ No

---

3.

Are you willing to pay additional rates to improve Council's roads and bridges?

☐ Yes

☒ No

---

4.

If so, what would you be comfortable with, bearing in mind that the rate pegging limit is anticipated to be 2.5% to 3.5% ?

Percentage Increase	* Average difference per urban property per annum	* Average difference per business per annum
As per rate pegging (2.5 % - 3.5%)	\$19.00	\$32.00
5%	\$31.00	\$53.00
10%	\$63.00	\$106.00
15%	\$94.00	\$159.00
20%	\$126.00	\$212.00

\*Rural properties vary too much with land values and sizes to give averages. Individual differences can be supplied on request.

☒ As per rate pegging

☐ 5%

☐ 10%

☐ 15%


☐ 20%

---

[< Finish Survey>](#)

*Thankyou for participating in this survey.*

## Upper Hunter Shire Council - Special Rate Variation for 2012/13 Survey



It is proposed to apply to IPART for a special rate variation on the general portion of Council's rates.  
The following survey will assist Council in determining community feedback on the proposal.

*Please feel free to add any comments for each question.*

1.  
Do you believe Council needs to spend more on roads and bridges infrastructure to bring them to an improved standard?

☒ Yes  
☐ No

Equal spending in 'poor cousin' towns ie Murrumbidgee & Merriwa

2.  
Do you believe that Council should be applying for a special rate variation outside the rate pegging limit?

☐ Yes  
☒ No

The valuer general has increased most property valuations  
this will already provide extra rates

3. Are you willing to pay additional rates to improve Council's roads and bridges?

☐ Yes

☒ No

Again all improvements are anticipated to be in *Score only*  
Why should the shires outer area pay for what is for *Score only*

4. If so, what would you be comfortable with, bearing in mind that the rate pegging limit is anticipated to be 2.5% to 3.5% ?

Percentage Increase	* Average difference per urban property per annum	* Average difference per business per annum
As per rate pegging (2.5 % - 3.5%)	\$19.00	\$32.00
5%	\$31.00	\$53.00
10%	\$63.00	\$106.00
15%	\$94.00	\$159.00
20%	\$126.00	\$212.00

\*Rural properties vary too much with land values and sizes to give averages. Individual differences can be supplied on request.

☒ As per rate pegging

☐ 5%

☐ 10%

☐ 15%

☐ 20%

Farmers already under economic strain

[< Finish Survey >](#)

Thankyou for participating in this survey.




## Upper Hunter Shire Council - Special Rate Variation for 2012/13 Survey



It is proposed to apply to IPART for a special rate variation on the general portion of Council's rates.  
The following survey will assist Council in determining community feedback on the proposal.

*Please feel free to add any comments for each question.*

  
Do you believe Council needs to spend more on roads and bridges infrastructure to bring them to an improved standard?

☒ Yes

☐ No

BUT WITHOUT A GENERAL RATE INCREASE

2.

Do you believe that Council should be applying for a special rate variation outside the rate pegging limit?

☐ Yes

☒ No

3.

Are you willing to pay additional rates to improve Council's roads and bridges?

☐ Yes

☒ No

---

4.

If so, what would you be comfortable with, bearing in mind that the rate pegging limit is anticipated to be 2.5% to 3.5% ?

Percentage Increase	* Average difference per urban property per annum	* Average difference per business per annum
As per rate pegging (2.5 % - 3.5%)	\$19.00	\$32.00
5%	\$31.00	\$53.00
10%	\$63.00	\$106.00
15%	\$94.00	\$159.00
20%	\$126.00	\$212.00

\*Rural properties vary too much with land values and sizes to give averages. Individual differences can be supplied on request.

☒ As per rate pegging

☐ 5%

☐ 10%

☐ 15%


☐ 20%

---

< Finish Survey >

*Thankyou for participating in this survey.*

## Upper Hunter Shire Council - Special Rate Variation for 2012/13 Survey



It is proposed to apply to IPART for a special rate variation on the general portion of Council's rates.  
The following survey will assist Council in determining community feedback on the proposal.

Please feel free to add any comments for each question.

1.

Do you believe Council needs to spend more on roads and bridges infrastructure to bring them to an improved standard?

☒ Yes

☐ No

I believe that the State and Federal governments should support the additional funds. Council should also review some of the projects in the Catchment Plan for more visibility and look to some of the funds available already that have been set aside for carparks & the like!

2.

Do you believe that Council should be applying for a special rate variation outside the rate pegging limit?

☐ Yes

☒ No

We are strongly against a special rate variation at this time with many residents suffering from adverse economic circumstances.



3.

Are you willing to pay additional rates to improve Council's roads and bridges?

☐ Yes

☒ No

---

4.

If so, what would you be comfortable with, bearing in mind that the rate pegging limit is anticipated to be 2.5% to 3.5% ?

Percentage Increase	* Average difference per urban property per annum	* Average difference per business per annum
As per rate pegging (2.5 % - 3.5%)	\$19.00	\$32.00
5%	\$31.00	\$53.00
10%	\$63.00	\$106.00
15%	\$94.00	\$159.00
20%	\$126.00	\$212.00

\*Rural properties vary too much with land values and sizes to give averages. Individual differences can be supplied on request.

☒ As per rate pegging

☐ 5%

☐ 10%

☐ 15%

☐ 20%

I strongly believe that the rural landholders are already bearing too high a proportion of the costs of the shire. We are a family of 5 trying to carry on a cattle operation and yet we are already paying total annual rates of \$7680—

[< Finish Survey >](#)


Thankyou for participating in this survey.

We simply can't afford to pay an extra \$768 in rates. We are

unable to increase the price we charge for our cattle and yet we are already going to face increased energy costs due to the carbon tax. We would seek a rate relief and certainly not a 10% increase!



## Upper Hunter Shire Council - Special Rate Variation for 2012/13 Survey



It is proposed to apply to IPART for a special rate variation on the general portion of Council's rates.  
The following survey will assist Council in determining community feedback on the proposal.

*Please feel free to add any comments for each question.*

1.  
Do you believe Council needs to spend more on roads and bridges infrastructure to bring them to an improved standard?

☒ Yes  
☐ No

---

2.  
Do you believe that Council should be applying for a special rate variation outside the rate pegging limit?

☐ Yes  
☒ No

---

3.

Are you willing to pay additional rates to improve Council's roads and bridges?

☐ Yes

☒ No

---

4.

If so, what would you be comfortable with, bearing in mind that the rate pegging limit is anticipated to be 2.5% to 3.5% ?

Percentage Increase	* Average difference per urban property per annum	* Average difference per business per annum
As per rate pegging (2.5 % - 3.5%)	\$19.00	\$32.00
5%	\$31.00	\$53.00
10%	\$63.00	\$106.00
15%	\$94.00	\$159.00
20%	\$126.00	\$212.00

\*Rural properties vary too much with land values and sizes to give averages. Individual differences can be supplied on request.

☐ As per rate pegging

☐ 5%

☐ 10%

☐ 15%

☐ 20%

---

[< Finish Survey>](#)

*Thankyou for participating in this survey.*

3.

Are you willing to pay additional rates to improve Council's roads and bridges?

☒ Yes☐ No

4.

If so, what would you be comfortable with, bearing in mind that the rate pegging limit is anticipated to be 2.5% to 3.5% ?

Percentage Increase	* Average difference per urban property per annum	* Average difference per business per annum
As per rate pegging (2.5 % - 3.5%)	\$19.00	\$32.00
5%	\$31.00	\$53.00
10%	\$63.00	\$106.00
15%	\$94.00	\$159.00
20%	\$126.00	\$212.00

\*Rural properties vary too much with land values and sizes to give averages. Individual differences can be supplied on request.

☐ As per rate pegging☐ 5%☒ 10%☐ 15%☐ 20%[< Finish Survey>](#)

*Thankyou for participating in this survey.*

## Upper Hunter Shire Council - Special Rate Variation for 2012/13 Survey



It is proposed to apply to IPART for a special rate variation on the general portion of Council's rates.  
The following survey will assist Council in determining community feedback on the proposal.

*Please feel free to add any comments for each question.*

1.  
Do you believe Council needs to spend more on roads and bridges infrastructure to bring them to an improved standard?

☒ Yes

☐ No

---

2.  
Do you believe that Council should be applying for a special rate variation outside the rate pegging limit?


☒ Yes

☐ No

---



## Upper Hunter Shire Council - Special Rate Variation for 2012/13 Survey



It is proposed to apply to IPART for a special rate variation on the general portion of Council's rates.  
The following survey will assist Council in determining community feedback on the proposal.

*Please feel free to add any comments for each question.*

1.  
Do you believe Council needs to spend more on roads and bridges infrastructure to bring them to an improved standard?

☒ Yes  
☐ No

---

2.  
Do you believe that Council should be applying for a special rate variation outside the rate pegging limit?

☐ Yes  
☒ No

---

Improve management, Employ Contractors  
Less staff. & Staff cars & fuel

3.

Are you willing to pay additional rates to improve Council's roads and bridges?

☐ Yes

☒ No

---

4.

If so, what would you be comfortable with, bearing in mind that the rate pegging limit is anticipated to be 2.5% to 3.5% ?

Percentage Increase	* Average difference per urban property per annum	* Average difference per business per annum
As per rate pegging (2.5 % - 3.5%)	\$19.00	\$32.00
5%	\$31.00	\$53.00
10%	\$63.00	\$106.00
15%	\$94.00	\$159.00
20%	\$126.00	\$212.00

\*Rural properties vary too much with land values and sizes to give averages. Individual differences can be supplied on request. *But they pay more than 50% of rates.*

☐ As per rate pegging

☐ 5%

☐ 10%

☐ 15%

☐ 20%

---


*give rural rate payers a fair go.*

[< Finish Survey >](#)

*Thankyou for participating in this survey.*



## Upper Hunter Shire Council - Special Rate Variation for 2012/13 Survey



It is proposed to apply to IPART for a special rate variation on the general portion of Council's rates.  
The following survey will assist Council in determining community feedback on the proposal.

*Please feel free to add any comments for each question.*

1.  
Do you believe Council needs to spend more on roads and bridges infrastructure to bring them to an improved standard?

- ☐ Yes  
☐ No

---

2.  
Do you believe that Council should be applying for a special rate variation outside the rate pegging limit?

- ☐ Yes  
☐ No

---



3.

Are you willing to pay additional rates to improve Council's roads and bridges?

☐ Yes☐ No

NO

4.

If so, what would you be comfortable with, bearing in mind that the rate pegging limit is anticipated to be 2.5% to 3.5% ?


Percentage Increase	* Average difference per urban property per annum	* Average difference per business per annum
As per rate pegging (2.5% - 3.5%)	\$19.00	\$32.00
5%	\$31.00	\$53.00
10%	\$63.00	\$106.00
15%	\$94.00	\$159.00
20%	\$126.00	\$212.00

\*Rural properties vary too much with land values and sizes to give averages. Individual differences can be supplied on request.

☐ As per rate pegging☐ 5%☐ 10%☐ 15%☐ 20%[< Finish Survey>](#)

Thankyou for participating in this survey.

## Upper Hunter Shire Council - Special Rate Variation for 2012/13 Survey



It is proposed to apply to IPART for a special rate variation on the general portion of Council's rates.  
The following survey will assist Council in determining community feedback on the proposal.

*Please feel free to add any comments for each question.*

1.

Do you believe Council needs to spend more on roads and bridges infrastructure to bring them to an improved standard?

☐ Yes

☒ No

Yes but take redirected funds from administration not from struggling farming producers.

2.

Do you believe that Council should be applying for a special rate variation outside the rate pegging limit?

☒ Yes

☐ No

No way.

3.

Are you willing to pay additional rates to improve Council's roads and bridges?

☒ Yes

☐ No

definitely not. We do not get what we pay for now. Why would we want to be further ripped off.

4.

If so, what would you be comfortable with, bearing in mind that the rate pegging limit is anticipated to be 2.5% to 3.5% ?

Percentage Increase	* Average difference per urban property per annum	* Average difference per business per annum
As per rate pegging (2.5 % - 3.5%)	\$19.00	\$32.00
5%	\$31.00	\$53.00
10%	\$63.00	\$106.00
15%	\$94.00	\$159.00
20%	\$126.00	\$212.00

\*Rural properties vary too much with land values and sizes to give averages. Individual differences can be supplied on request.

☒ As per rate pegging

☐ 5%

☐ 10%

☐ 15%

☐ 20%

In light of poor returns and ever increasing production costs in all of primary. I think this council industry

Thankyou for participating in this survey.

and its higher management should wake up to themselves and listen to reality.

## Upper Hunter Shire Council - Special Rate Variation for 2012/13 Survey

UPPER HUNTER SHIRE COUNCIL
10 FEB 2012
Referred to.....
For .....



It is proposed to apply to IPART for a special rate variation on the general portion of Council's rates.  
The following survey will assist Council in determining community feedback on the proposal.

Please feel free to add any comments for each question.

1. Do you believe Council needs to spend more on roads and bridges infrastructure to bring them to an improved standard?

☐ Yes

☒ No

But why not use our massive rate  
not have them. We already  
know never to pay rates more years

2. Do you believe that Council should be applying for a special rate variation outside the rate pegging limit?

☒ Yes

☐ No

Farmers costs are rising above income  
so you will force us off our land.  
Give some thought to the valuation of our  
properties - very over valuing.

3.

Are you willing to pay additional rates to improve Council's roads and bridges?

☐ ~~Yes~~

☐ No

*Not the time for any rise.  
The world is in chaos, & it will affect  
us all. Council needs to get real.*

4.

If so, what would you be comfortable with, bearing in mind that the rate pegging limit is anticipated to be 2.5% to 3.5%?

Percentage Increase	* Average difference per urban property per annum	* Average difference per business per annum
As per rate pegging (2.5 % - 3.5%)	\$19.00	\$32.00
5%	\$31.00	\$53.00
10%	\$63.00	\$106.00
15%	\$94.00	\$159.00
20%	\$126.00	\$212.00

\*Rural properties vary too much with land values and sizes to give averages. Individual differences can be supplied on request.

☐ As per rate pegging

☐ 5%

☐ 10%


☐ 15%

☐ 20%

[< Finish Survey >](#)

*Thankyou for participating in this survey.*

## Upper Hunter Shire Council - Special Rate Variation for 2012/13 Survey



It is proposed to apply to IPART for a special rate variation on the general portion of Council's rates.  
The following survey will assist Council in determining community feedback on the proposal.

*Please feel free to add any comments for each question.*

1.  
Do you believe Council needs to spend more on roads and bridges infrastructure to bring them to an improved standard?

☒ Yes  
☐ No

*This council should start to be more innovative & productive in its management. Dept*

2.  
Do you believe that Council should be applying for a special rate variation outside the rate pegging limit?

☐ Yes  
☒ No

3.

Are you willing to pay additional rates to improve Council's roads and bridges?

☐ Yes

☒ No

*Our business plan for our property tells us we could spend the extra out lay in a more productive way for our own business*

4. If so, what would you be comfortable with, bearing in mind that the rate pegging limit is anticipated to be 2.5% to 3.5% ?

Percentage Increase	* Average difference per urban property per annum	* Average difference per business per annum
As per rate pegging (2.5 % - 3.5%)	\$19.00	\$32.00
5%	\$31.00	\$53.00
10%	\$63.00	\$106.00
15%	\$94.00	\$159.00
20%	\$126.00	\$212.00

\*Rural properties vary too much with land values and sizes to give averages. Individual differences can be supplied on request.

☐ As per rate pegging

☒ 5%

☐ 10%

☐ 15%

☐ 20%

< Finish Survey >

Thankyou for participating in this survey.

UPPER HUNTER SHIRE COUNCIL

10 FEB 2012

Referred to.....

For .....

## Upper Hunter Shire Council - Special Rate Variation for 2012/13 Survey



It is proposed to apply to IPART for a special rate variation on the general portion of Council's rates.  
The following survey will assist Council in determining community feedback on the proposal.

*Please feel free to add any comments for each question.*

1.

Do you believe Council needs to spend more on roads and bridges infrastructure to bring them to an improved standard?

☒ Yes

☐ No

*Why Do you need to spend thousands on new chutes at Scane, Why Do you charge environmental waste + on-site Sewerage. If/When charge, we live 20kts out, no Garbage and we are on Septic. So why should we pay more on our Rates. Pay for our Flat tyres everytime we go to the Tip.*

2.

Do you believe that Council should be applying for a special rate variation outside the rate pegging limit?

☐ Yes

☒ No

*Hope the Government will interfere*



3.

Are you willing to pay additional rates to improve Council's roads and bridges?

☐ Yes

☒ No

HA, HA, They don't get done when at the Best of Times.  
How are you going to Promise That you will Do our Roads.

4.

If so, what would you be comfortable with, bearing in mind that the rate pegging limit is anticipated to be 2.5% to 3.5% ?

Percentage Increase	* Average difference per urban property per annum	* Average difference per business per annum
As per rate pegging (2.5 % - 3.5%)	\$19.00	\$32.00
5%	\$31.00	\$53.00
10%	\$63.00	\$106.00
15%	\$94.00	\$159.00
20%	\$126.00	\$212.00

*None*

\*Rural properties vary too much with land values and sizes to give averages. Individual differences can be supplied on request.

☐ As per rate pegging

☐ 5%

☐ 10%

☐ 15%


☐ 20%

Stop changing Rates for Things That don't happen.

[< Finish Survey >](#)

Thankyou for participating in this survey.

## Upper Hunter Shire Council - Special Rate Variation for 2012/13 Survey



It is proposed to apply to IPART for a special rate variation on the general portion of Council's rates.  
The following survey will assist Council in determining community feedback on the proposal.

*Please feel free to add any comments for each question.*

1.  
Do you believe Council needs to spend more on roads and bridges infrastructure to bring them to an improved standard?

☐ Yes

☒ ~~No~~

---

2.  
Do you believe that Council should be applying for a special rate variation outside the rate pegging limit?

☐ Yes

☒ ~~No~~

---

3.

Are you willing to pay additional rates to improve Council's roads and bridges?

☐ Yes

☒ ~~No~~

---

4.

If so, what would you be comfortable with, bearing in mind that the rate pegging limit is anticipated to be 2.5% to 3.5% ?

Percentage Increase	* Average difference per urban property per annum	* Average difference per business per annum
As per rate pegging (2.5 % - 3.5%)	\$19.00	\$32.00
5%	\$31.00	\$53.00
10%	\$63.00	\$106.00
15%	\$94.00	\$159.00
20%	\$126.00	\$212.00

\*Rural properties vary too much with land values and sizes to give averages. Individual differences can be supplied on request.

☐ As per rate pegging

☐ 5%

☒ 10%

☐ 15%

☐ 20%

---

< Finish Survey >

Thankyou for participating in this survey.