

# **Community Consultation**

**2009**

Updated Preliminary Results  
20 April 2010



**KIAMA MUNICIPAL COUNCIL**  
your council, your community

## INTRODUCTION

Since July 2009 Kiama Council has undertaken a process of consultation with the local community in order to gather information for the development of a 10 year Community Strategic Plan. This period of consultation should be viewed in the context of the ongoing engagement process that Council seeks to have with the community and the information will build on what has been learnt from previous consultation activities.

Council has had a strong and active commitment to community engagement and consultation dating back to 1986/87 when the decision was made to implement a social planning process in order to develop Council's first Social Plan. Extensive consultation was undertaken and the process was overseen by the Social Planning Development Group, comprised of elected representatives, staff representatives and community members.

This tradition continues under the umbrella of new legislation introduced in 2009 relating to Integrated Planning and Reporting for local governments. A number of consultations and engagement strategies were undertaken in the second half of 2009, these being:

- |  |                 |
|--|-----------------|
| • Special Rate Variation Forum                   | May 2009        |
| • Community Survey                               | Sept – Dec 2009 |
| • Community Leader/Advocate Interviews           | March - October |
| • Youth Survey                                   | July 2009       |
| • Health Plan review                             | Aug-Sept 2009   |
| • Economic Development Committee                 | Nov 2009        |
| • Focus Group workshops covering specific topics | April 2010      |

Following in this report are some preliminary results from the first three of these consultation processes. Information from the Health Plan review and the Economic Development Committee will be included in later updates and will contribute to informing the Community Strategic Plan.

The information that has been gathered relates to all facets of living and lifestyle in the Kiama LGA. However, some areas of concern to residents are not the direct responsibility of Council, but relate more closely to other State or Commonwealth Departments, such as Health and Transport. These issues will still be incorporated into the Community Strategic Plan, as the plan seeks to identify and plan for the needs and aspirations of the community as a whole. The role of Council in these issues may be as an advocate of community need and a facilitator of negotiations between all stakeholders.

## Community Survey

The Community Survey was distributed as both a hard copy and online questionnaire, with a long and short version also available. Promotion of the survey was undertaken through:

- Community notices in local newspapers
- Article in The Independent
- Email distribution lists, community directory, schools, churches, business groups, cultural groups etc
- Article and short version survey in Kimunico
- Short version survey letter box drop
- Long version hardcopy distribution and drop off points at; Gerringong and Kiama Libraries, Council Customer Service, Kiama Leisure Centre, North Kiama Neighbourhood Centre and three Jamberoo businesses
- Long version hardcopy surveys and flyers distributed to local pre-schools.
- Word of mouth and distribution to networks by Council Officers

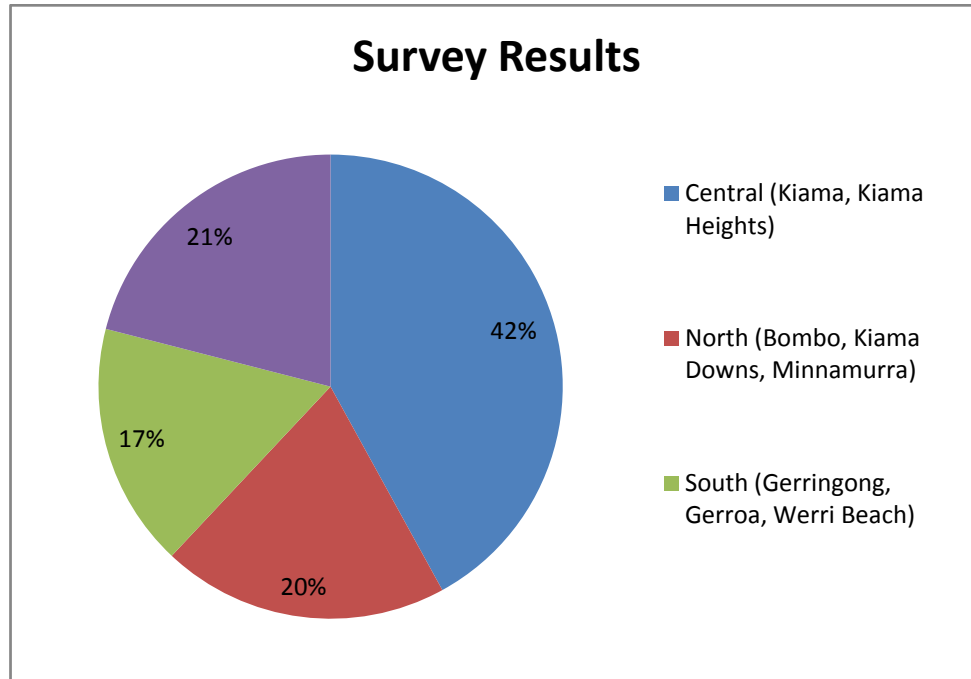
A total of five hundred and sixty three (563) completed surveys were returned. Of the long form survey; ninety three (93) were hardcopy and three hundred and twenty (320) were completed online. Of the short form survey all one hundred and fifty (150) completed surveys were hardcopy.

The total number of surveys returned represents a very high response rate within the population of the LGA (population approx 18,540 - 2006 Census) and is a statistically significant sample. The response rate for the 12-19 year olds was low; however, this was compensated for by the information obtained through the youth survey conducted with the support of Kiama High School. It is, however, acknowledged that the age group 20-30 yrs is under-represented in the results, despite the varied formats and options that were made available to complete the survey. Council will therefore continue to explore opportunities and methods of engagement that will obtain the views and ideas of this age group.

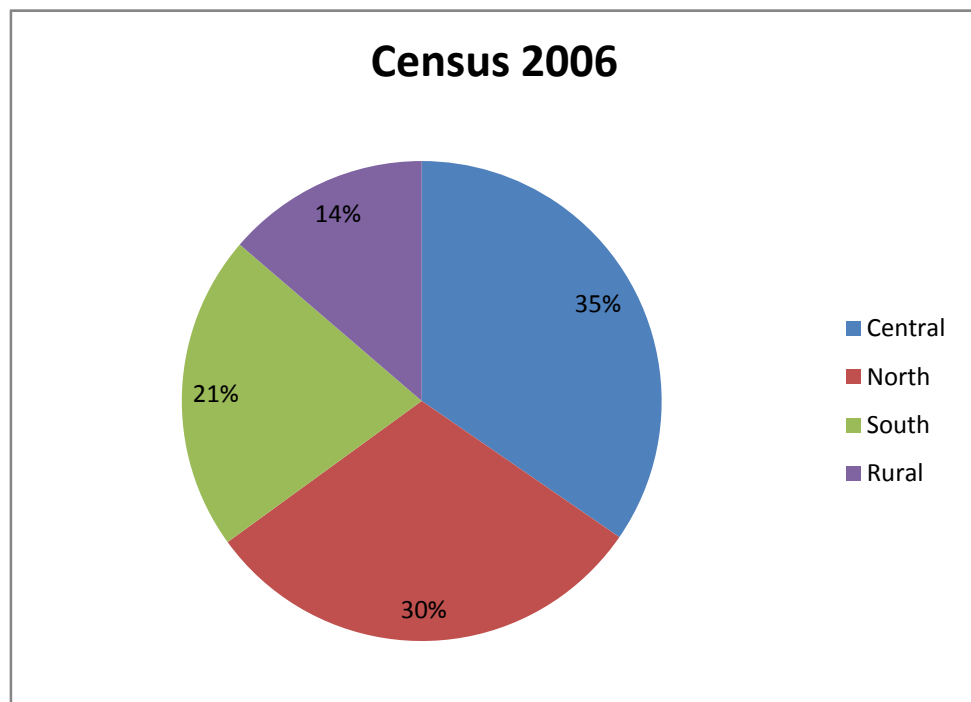
## RESPONDENT RESULTS:

### Demographics

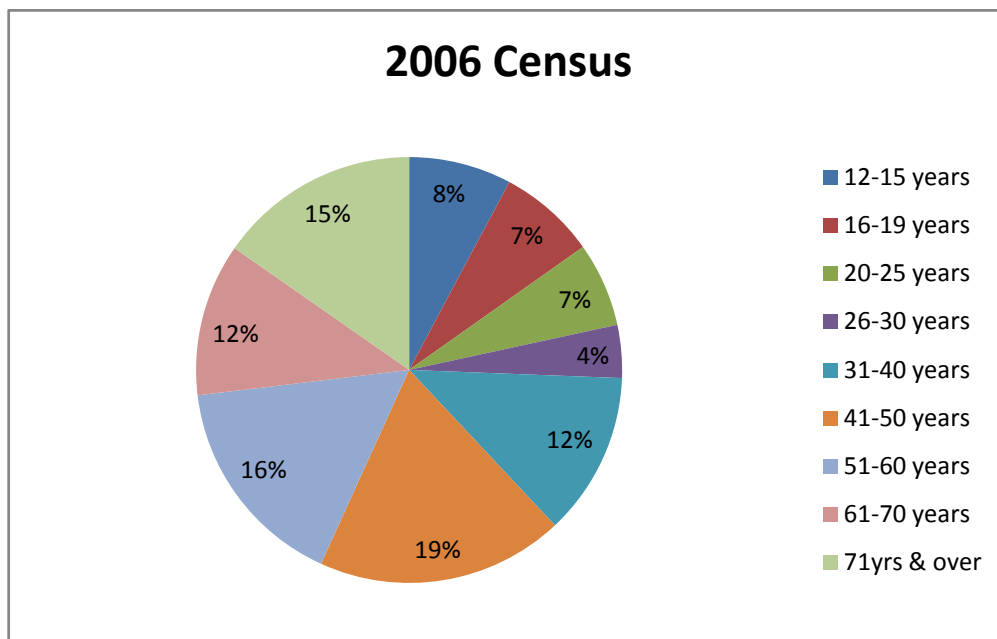
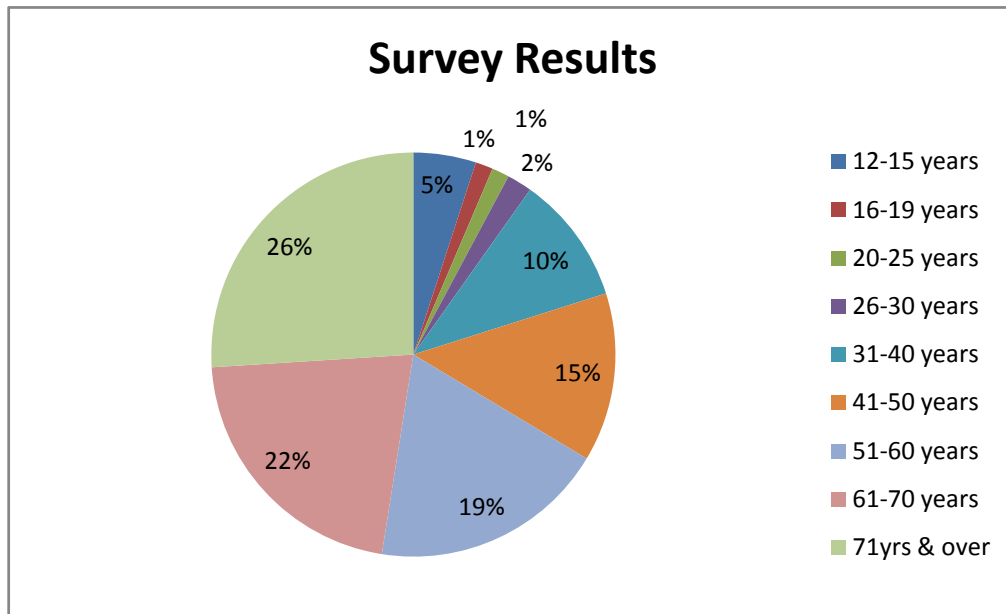
#### Where We Live

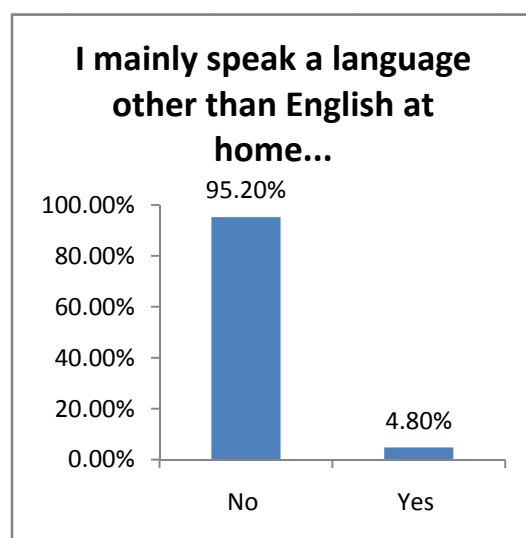
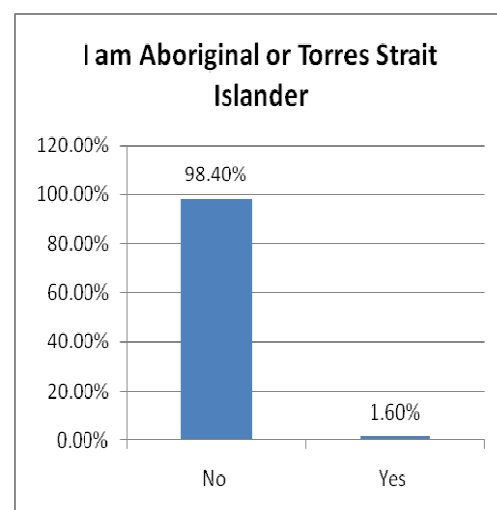
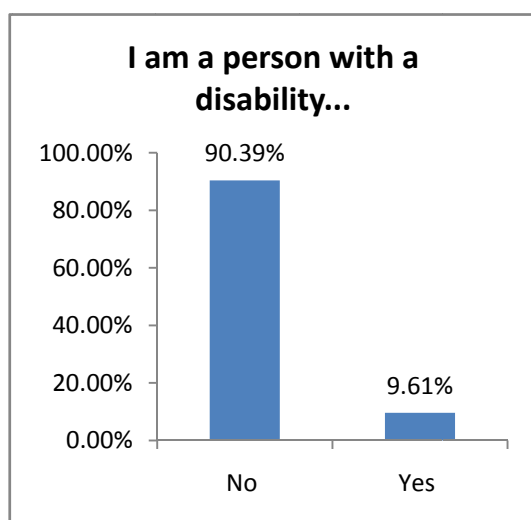
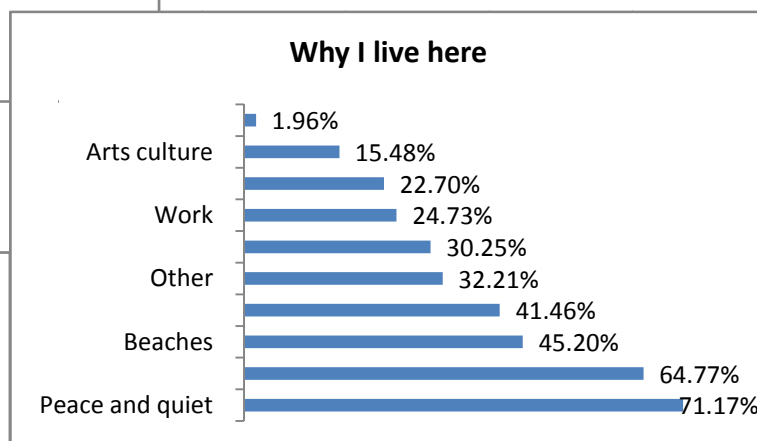
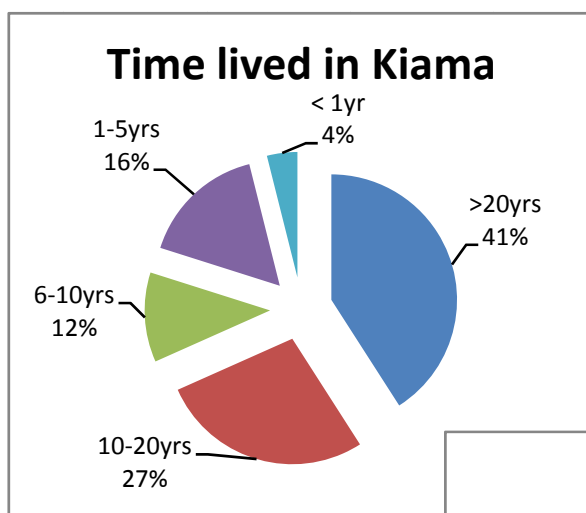


#### Where We Live



## Age Breakdown





## Key Themes

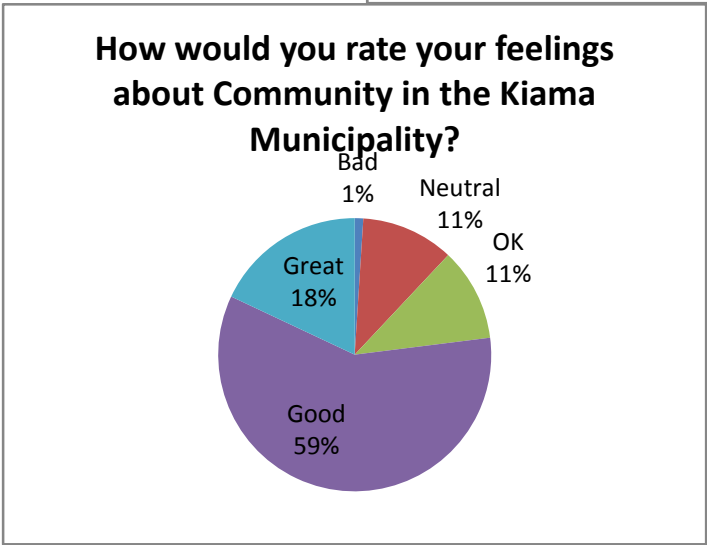
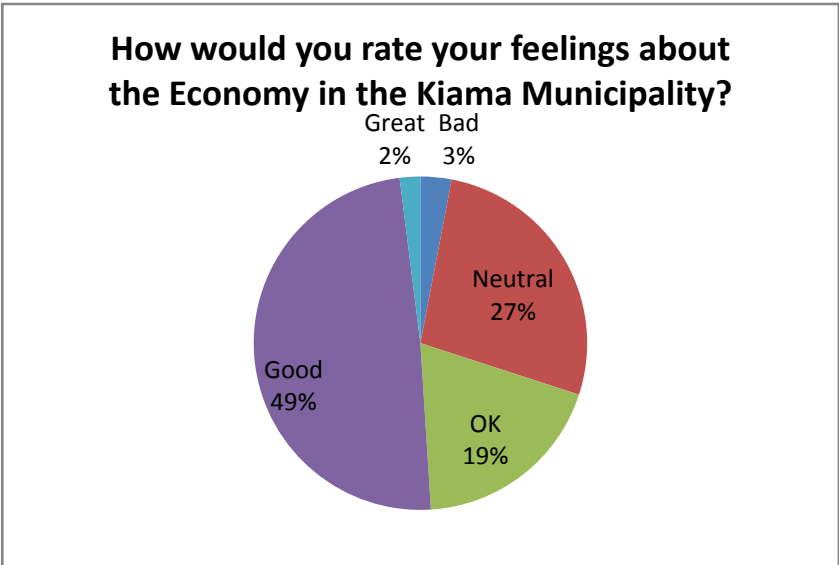
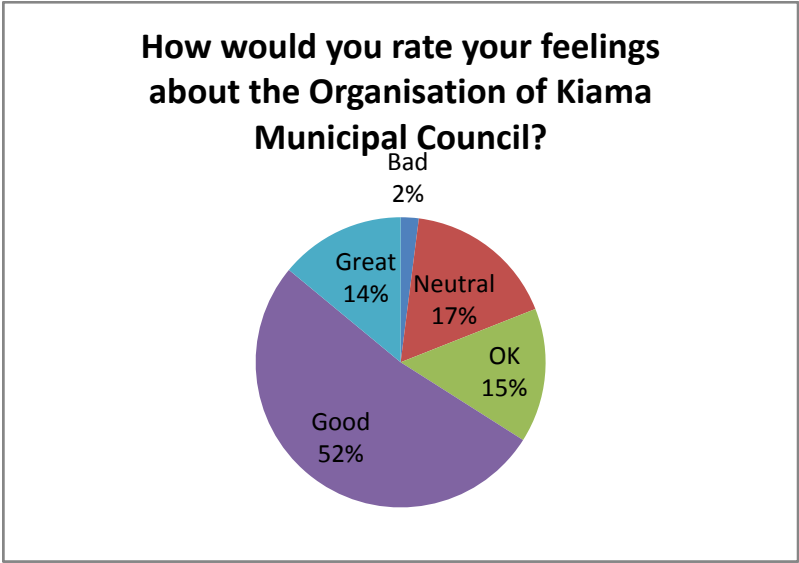
What is it that you most like about living in Kiama?

- ▶ Lifestyle, scenic beauty, clean
- ▶ Beaches, coast
- ▶ Community spirit, friends, family, safety
- ▶ Rural
- ▶ Facilities, commercial and community
- ▶ Proximity – to Sydney, shops, services
- ▶ Development, housing styles, low population
- ▶ Green environment
- ▶ Governance
- ▶ Climate
- ▶ Transport/traffic
- ▶ Walking access
- ▶ Cultural
- ▶ Health
- ▶ Tourism

What is it that you most dislike about living in Kiama?

- ▶ Lack of facilities, commercial competition
- ▶ Transport, traffic, parking
- ▶ Nothing
- ▶ Governance, maintenance
- ▶ Health, lack of GP's
- ▶ Over development
- ▶ Lack of cultural activities & entertainment
- ▶ Safety, vandalism, graffiti
- ▶ Tourists
- ▶ Green environment concerns
- ▶ Negative attitudes, lack of acceptance

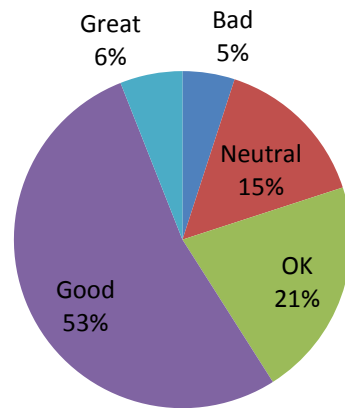
**Overall Feelings in regard to Key Issue Areas**



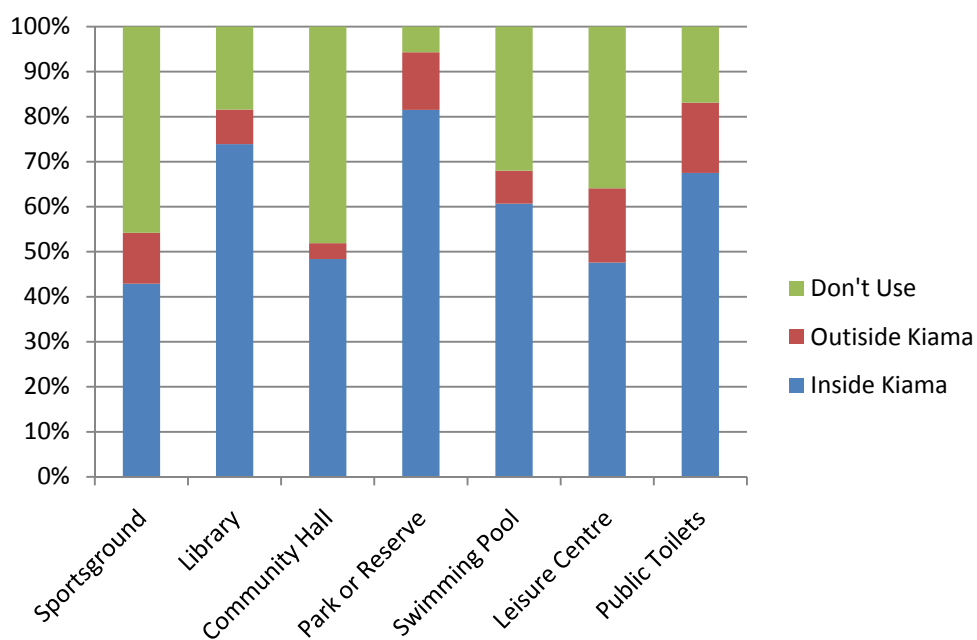


## Infrastructure

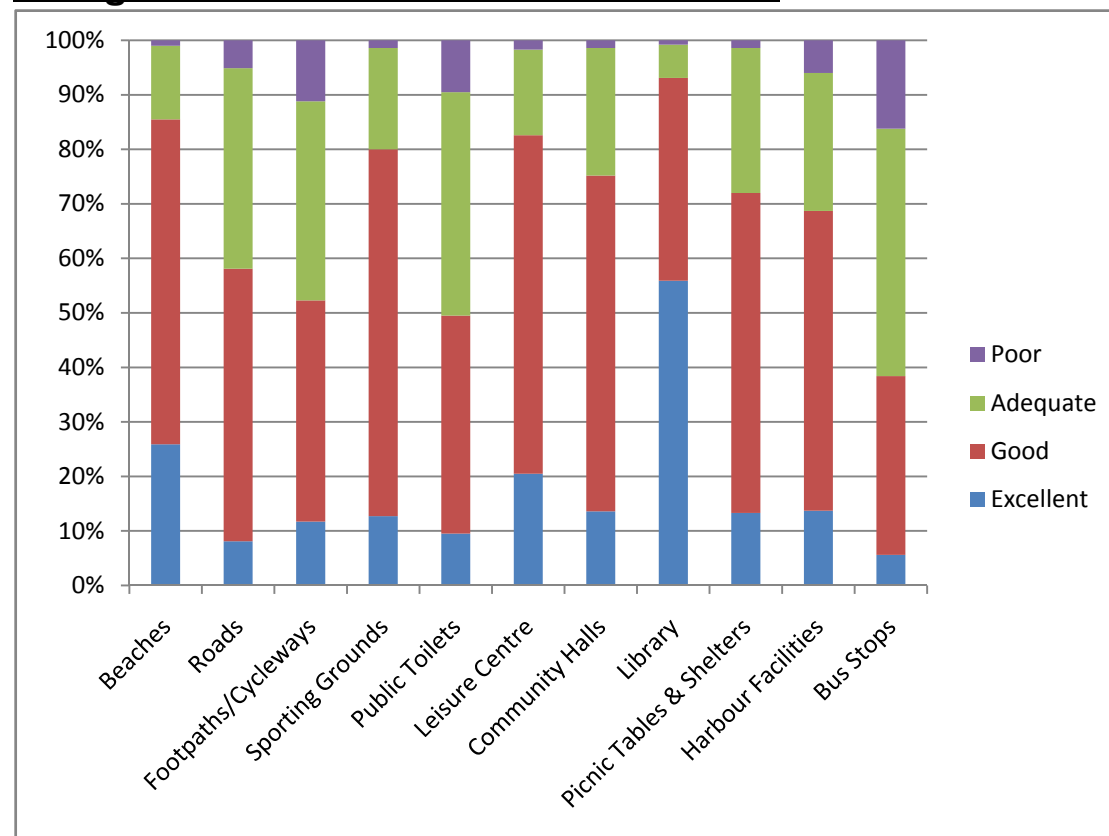
**How would you rate your feelings about  
Infrastructure within the Kiama  
Municipality?**



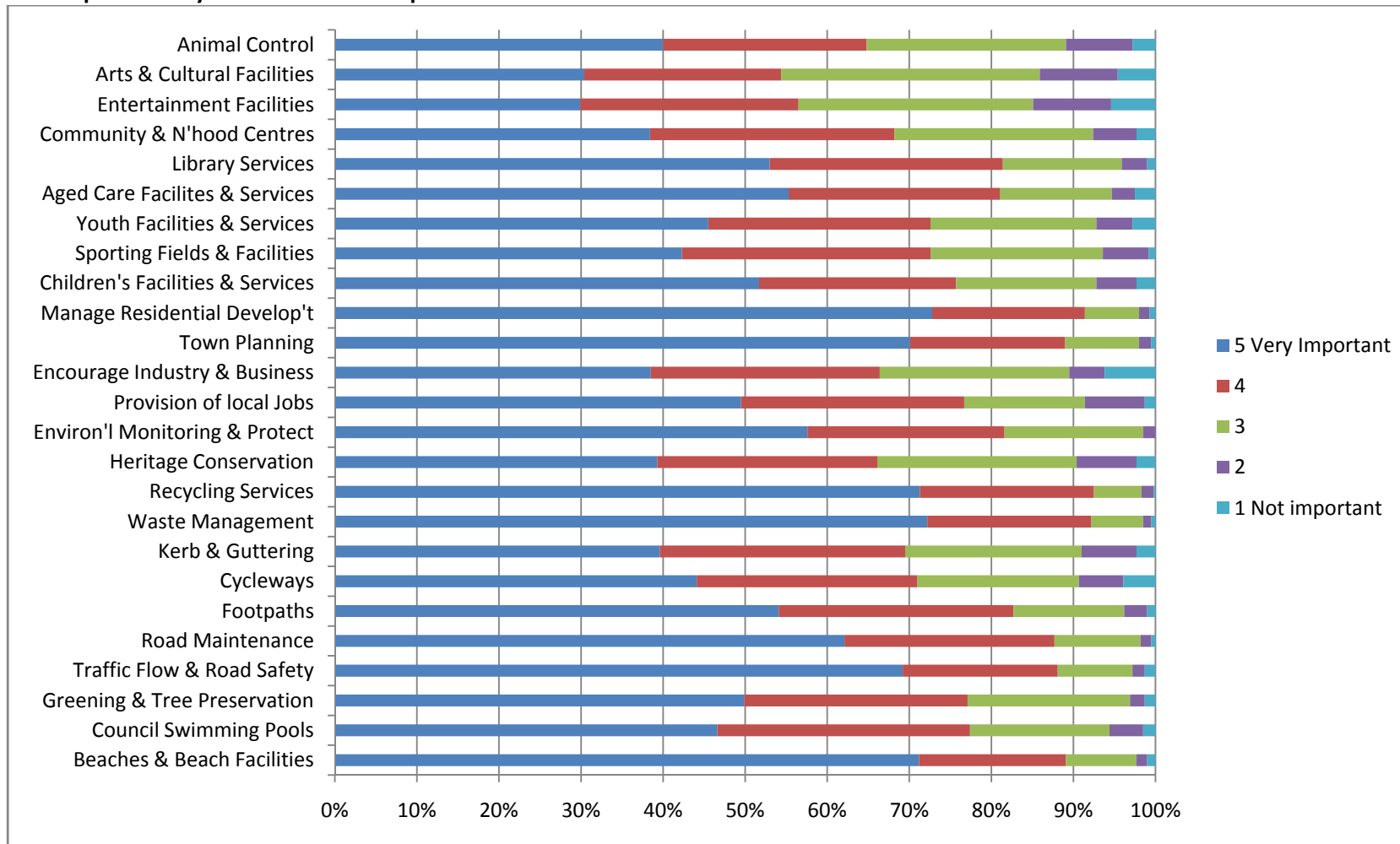
### Facilities that are used more than once a month



## Rating of Council's Maintenance of Facilities

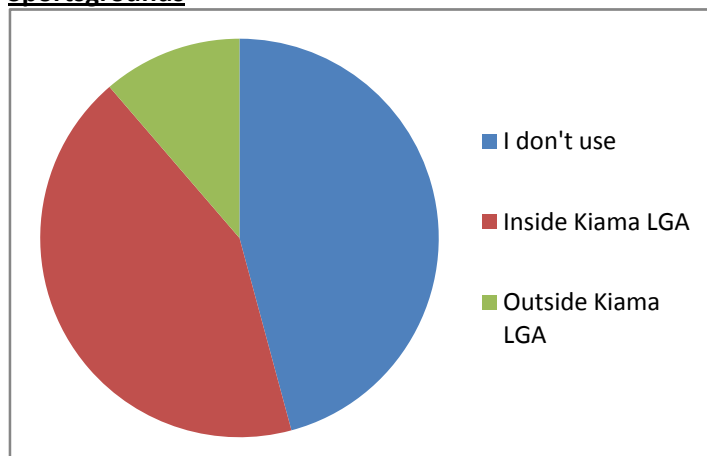


**How important to you is it that Council provides these services in the future?**



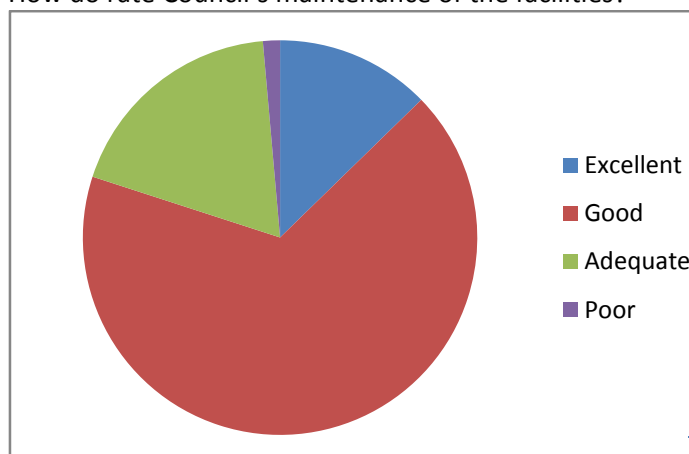
What community Facilities Do you use regularly (more than once a month?)

### Sportsgrounds



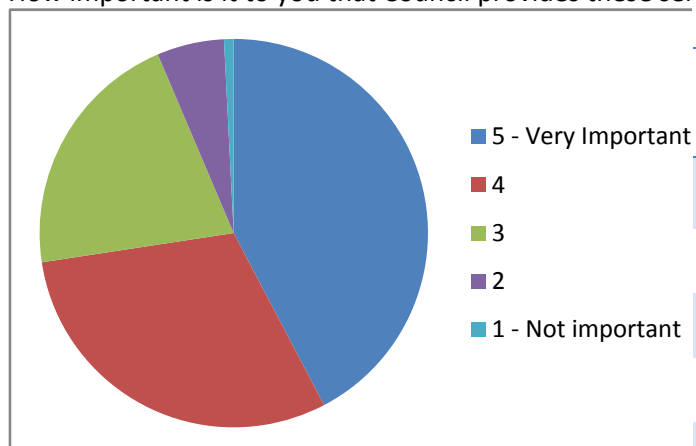
Sportsground	Percentage	Number
I don't use	45.8%	<a href="#">158</a>
Inside Kiama LGA	42.9%	<a href="#">148</a>
Outside Kiama LGA	11.3%	<a href="#">39</a>
Total	100.0%	345

How do rate Council's maintenance of the facilities?



Sporting Grounds	Percentage	Number
Excellent	12.7%	<a href="#">47</a>
Good	67.3%	<a href="#">249</a>
Adequate	18.6%	<a href="#">69</a>
Poor	1.4%	<a href="#">5</a>
Total	100.0%	370

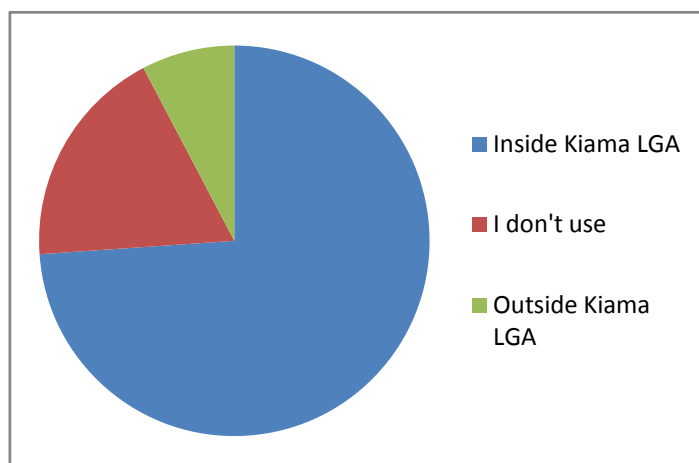
How important is it to you that Council provides these services in the future?



Sporting Facilities & Sports Fields	Percentage	Number
5 - Very Important	42.3%	<a href="#">165</a>
4	30.3%	<a href="#">118</a>
3	21.0%	<a href="#">82</a>
2	5.6%	22
1 - Not important	0.8%	3
Total	100.0%	390

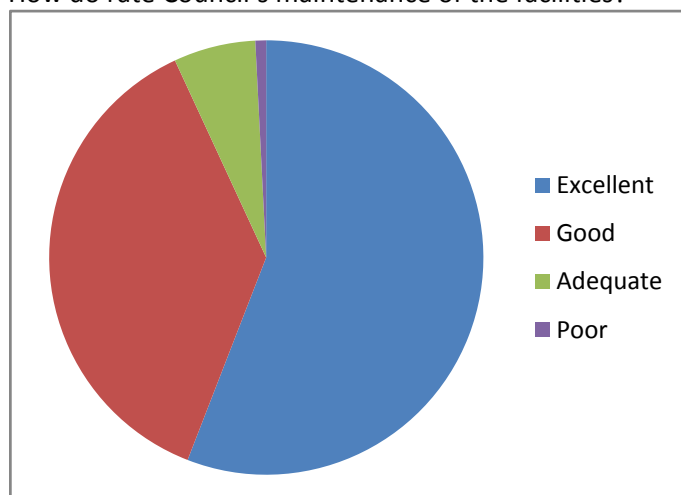
What community Facilities Do you use regularly (more than once a month?)

### Library



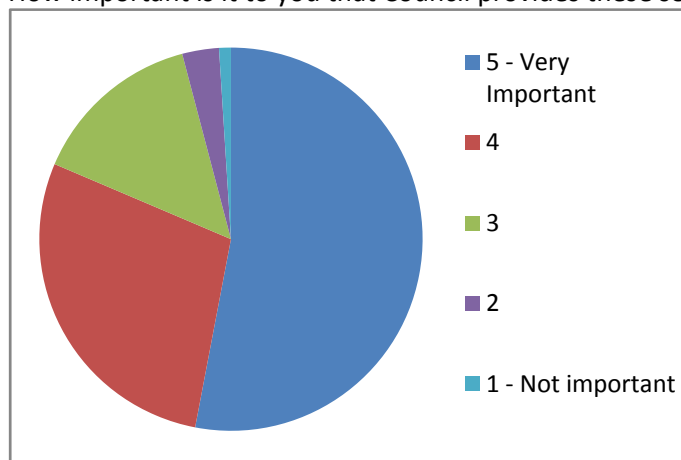
Library	Percentage	Number
Inside Kiama LGA	73.9%	<a href="#">277</a>
I don't use	18.4%	<a href="#">69</a>
Outside Kiama LGA	7.7%	<a href="#">29</a>
Total	100.0%	375

How do rate Council's maintenance of the facilities?



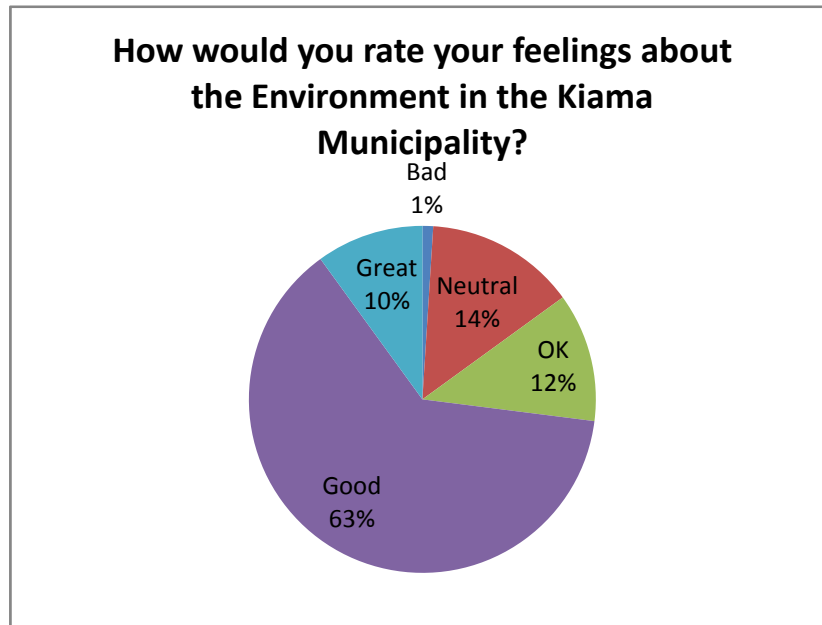
Library	Percentage	Number
Excellent	55.9%	<a href="#">210</a>
Good	37.2%	<a href="#">140</a>
Adequate	6.1%	<a href="#">23</a>
Poor	0.8%	<a href="#">3</a>
Total	100.0%	376

How important is it to you that Council provides these services in the future?

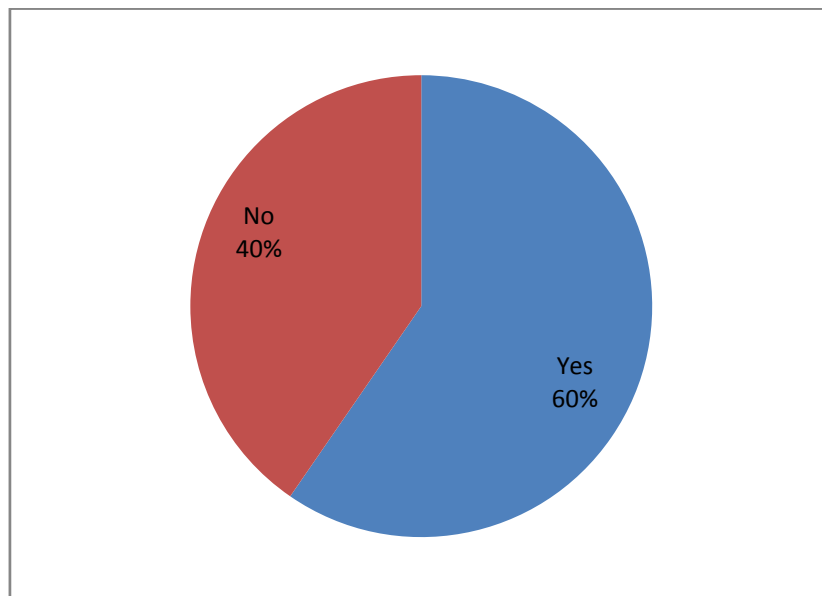


Library Services	Percentage	Number
5 - Very Important	53.0%	<a href="#">209</a>
4	28.4%	<a href="#">112</a>
3	14.5%	<a href="#">57</a>
2	3.1%	12
1 - Not important	1.0%	4
Total	100.0%	394

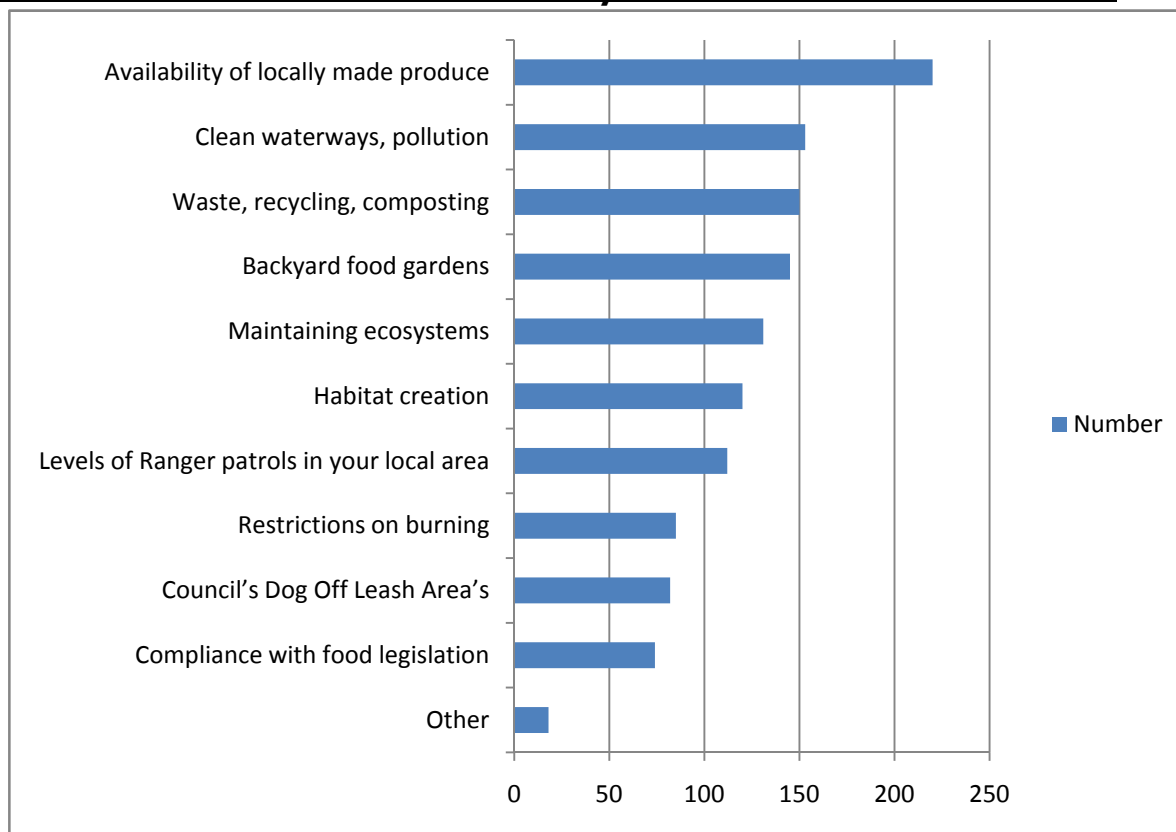
## **Environment**



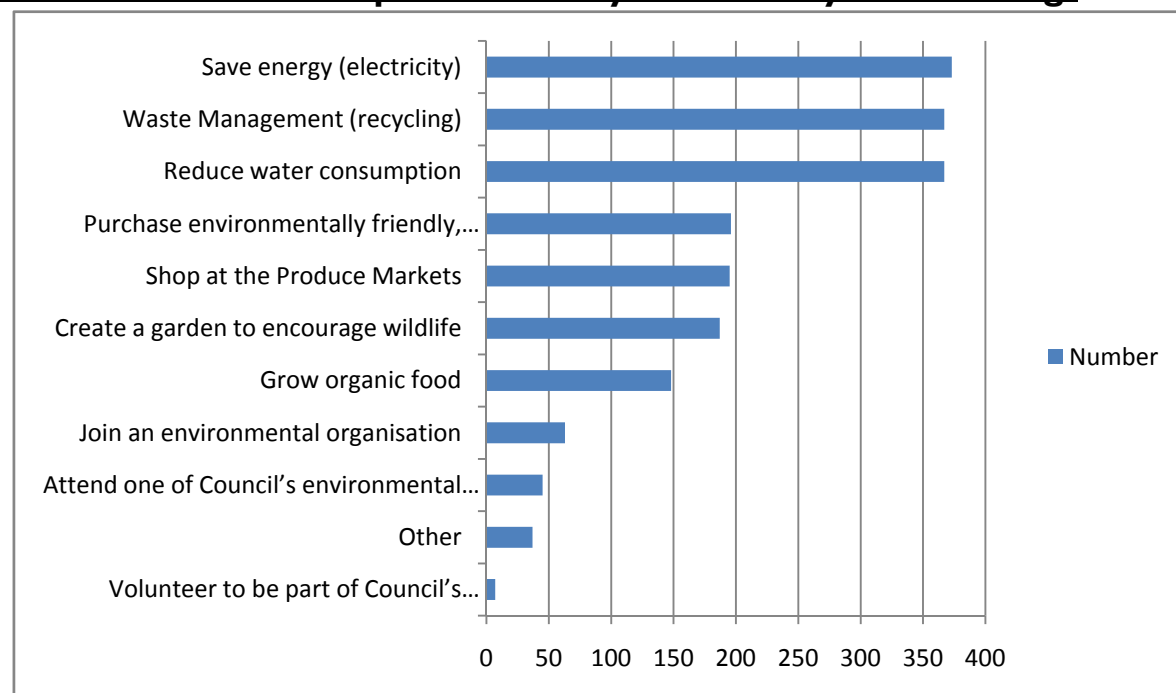
## **Do you find sustainability and carbon reduction schemes confusing?**



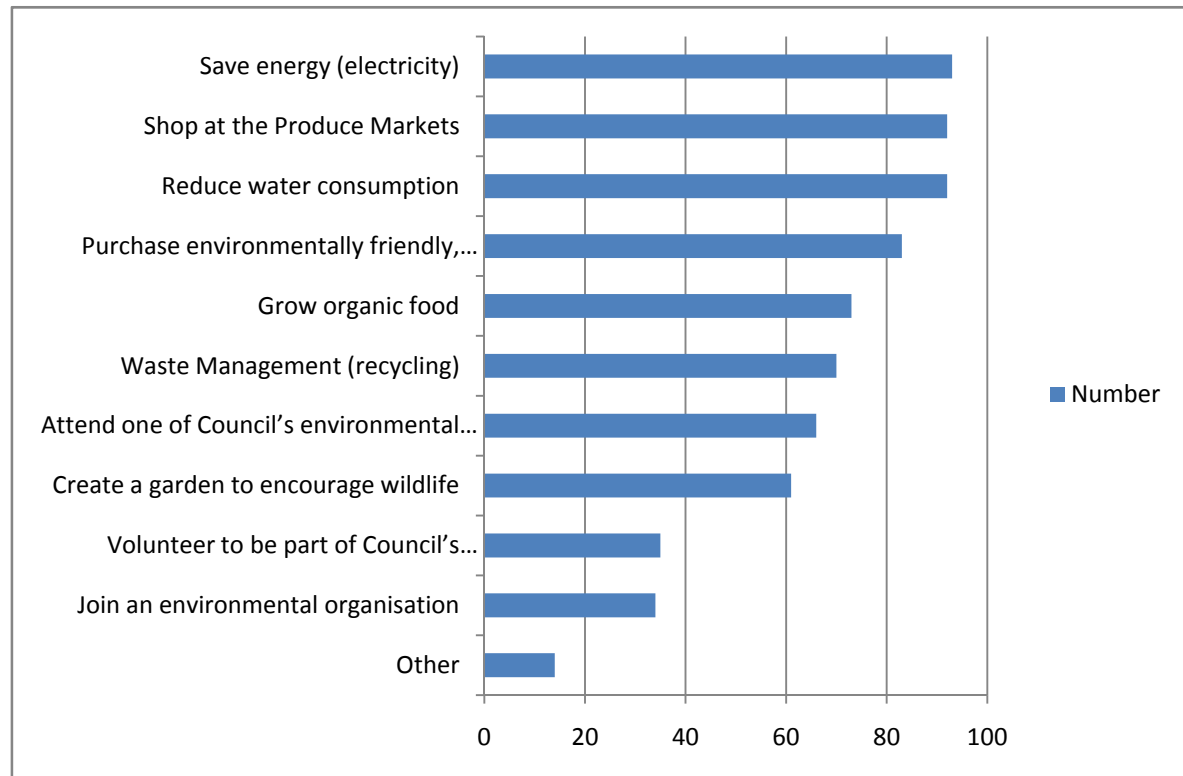
## What environmental issues would you like to know more about?



## What environmental practices are you currently undertaking?



**What environmental practices are you likely to begin in the near future?**



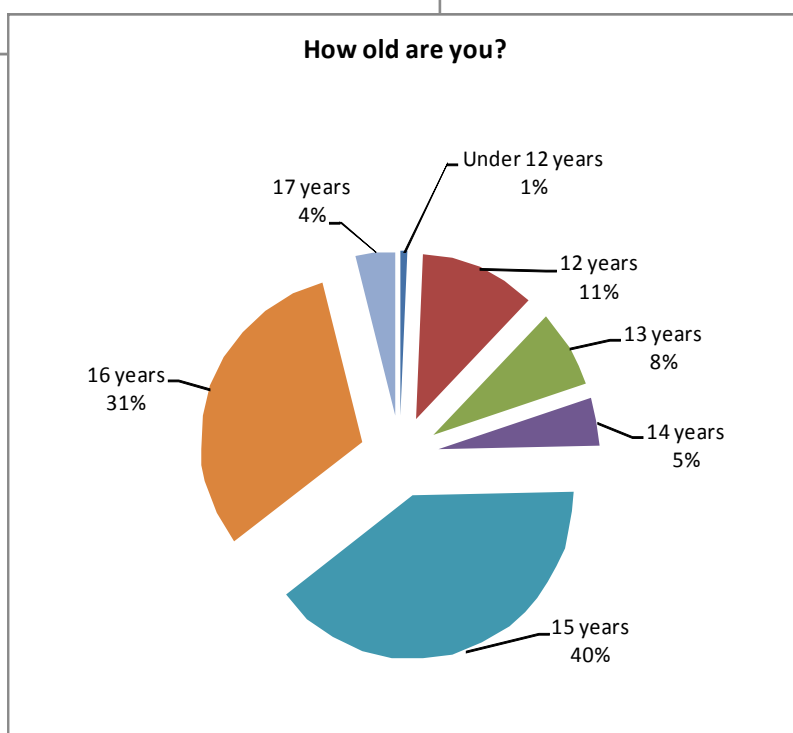
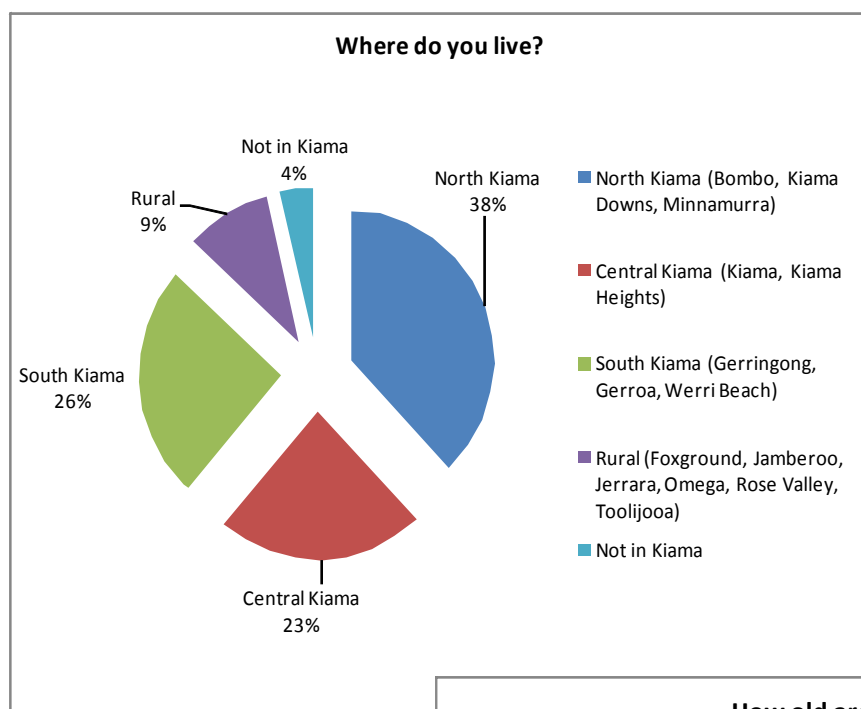


## Youth Survey

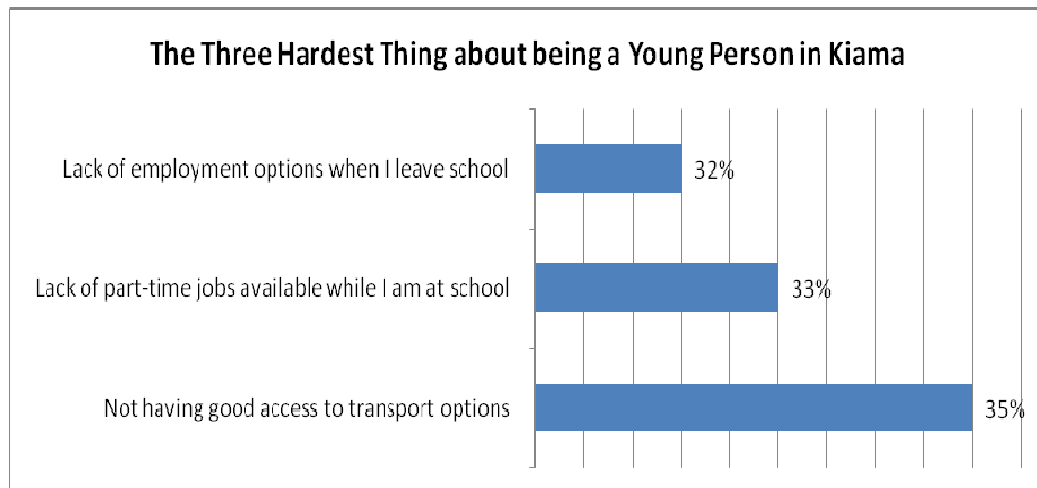
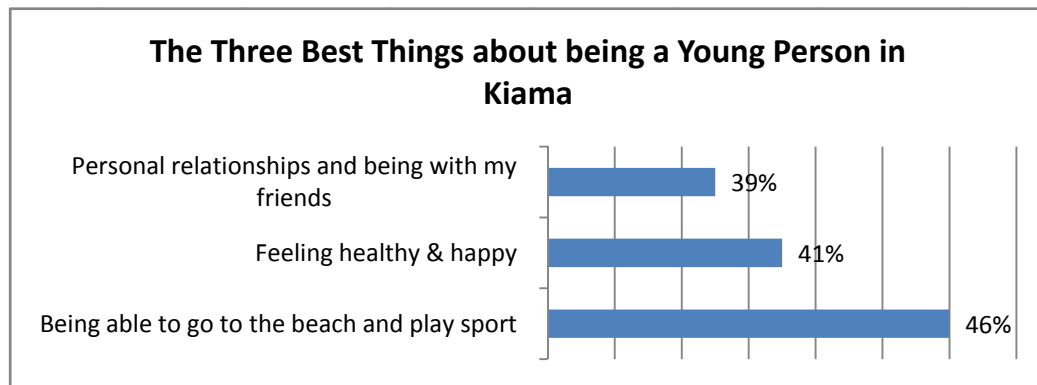
In July 2009 Kiama High School assisted Council in developing and distributing a short survey to a range of its students. In all one hundred and fifty four (154) surveys were completed and returned. A copy of the survey can be found in Appendix A of this document.

### RESPONDENT RESULTS

#### Demographics



## Top Three Responses



## Advocate Interviews

For this consultation process a cross-section of community advocates were identified from within your local community. These people were interviewed individually and spoke with passion about the issues and needs within the community.

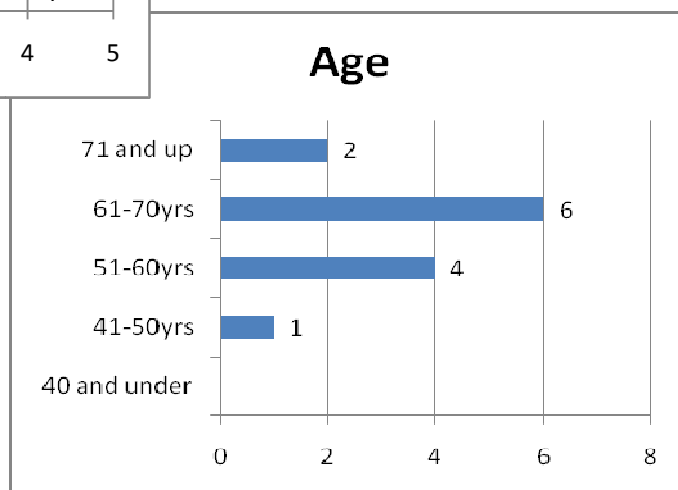

The interview process was time and human resource intensive and therefore the number of people able to be involved was limited to fourteen (14) people. This number is not a statistically significant sample and an attempt was not made to reflect community demographics of age and location breakdowns. However, the opportunity of conducting these in-depth interviews provided corroboration of the themes that were identified in other consultation processes. Many similar themes were identified amongst the advocates and these were also consistent with the themes identified through the community survey.

Each interview lasted at least one (1) hour and involved responding to four key questions

- What do you believe are the main issues affecting the Kiama Municipality at this point in time?
- What are three great things about living in the Kiama Municipality?
- What is your dream for the Kiama Municipality?
- What is your nightmare for the Kiama Municipality?

## RESPONDENT RESULTS

### Demographics



Note: One participant did not wish to have their age recorded.

## **Key Themes**

Some key themes arising from these interviews were:

### **Concerns:**

- Stabilising the rate of development and preserving good agricultural land
- Improved public transport system particularly rail
- Adequacy of community service provision particularly for older people
- That services and needs of young people does not get lost when addressing the needs of older people
- Maintain and improve upon Council's relationship and communication with its community

### **Good Things:**

- The environment (climate, scenery, beaches, rural lands, lifestyle)
- Council cares
- Villages and small townships
- Community spirit

### **Dream for the future:**

- Green space maintained
- Increasingly self sufficient as a community in terms of food, waste disposal, power generation
- Slow population and housing growth
- Improved and varied public transport options
- Council remains independent ie not amalgamated
- More community and cultural services

### **Nightmares of the future:**

- Loss of agricultural lands
- Increased, fast urbanisation, become a dormitory suburb
- Council amalgamated
- Council dictated to by State Government
- Community services and infrastructure not meeting community needs

# Youth Survey

## Please tick

I live in

- ☐ North  
(Bombo, Kiama Downs, Minnamurra)
- ☐ Central  
(Kiama, Kiama Heights)
- ☐ South  
(Gerrigong, Gerroa, Warri Beach)
- ☐ Rural  
(Broughton, Foxground, Jamberoo, Jerrara, Omega, Rose Valley, Toolijooa)
- ☐ Not in Kiama

My age is

- ☐ Under 12 yrs
- ☐ 12 years
- ☐ 13 years
- ☐ 14 years
- ☐ 15 years
- ☐ 16 years
- ☐ 17 years
- ☐ 18 years
- ☐ Over 18 yrs

## What are the three hardest things about being a young person living in Kiama? *(please tick 3)*

- ☐ Not feeling listened to by adults
- ☐ Not having access to services that help me with the hard stuff in my life
- ☐ Feeling isolated and/or alone
- ☐ Being around other young people of the opposite sex
- ☐ Feeling pressured to take drugs or use alcohol
- ☐ Personal relationships and dealing with my friends
- ☐ My sexuality
- ☐ Not being able to have my say
- ☐ Not having good access to transport options
- ☐ Being bullied at home/school/workplace (please circle location/s)
- ☐ Lack of employment options when I leave school
- ☐ Lack of part time jobs available while I am at school
- ☐ Not feeling safe in my home/school/workplace
- ☐ Feeling like my negative or bad emotions control me and my behavior
- ☐ Not having good educational options and opportunities
- ☐ Not having a say in making decisions about my life
- ☐ Not enough sports and outdoor activities
- ☐ Other \_\_\_\_\_

## What are the three best things about being a young person living in Kiama? *(please tick 3)*

- ☐ Feeling listened to and having my say with the important adult people in my life
- ☐ Having access to services that help me with the hard stuff in my life
- ☐ Feeling healthy and happy
- ☐ Feeling connected to my community
- ☐ Being around other young people of the opposite sex
- ☐ Not being pressured to take drugs or use alcohol
- ☐ Personal relationships and being with my friends
- ☐ Being able to have my say
- ☐ My sexuality
- ☐ There will be employment options when I leave school
- ☐ Part time jobs are available while I am at school
- ☐ Having good transport options
- ☐ Feeling safe in my home/school/workplace (please circle location/s)
- ☐ Having good educational options and opportunities
- ☐ Being able to go the beach and play sport
- ☐ Being able to make decisions about my own life
- ☐ Other \_\_\_\_\_

(eg parents stopped fighting, I had a job, I hadn't got drunk last night etc)

This image shows a blank sheet of white paper with horizontal ruling lines. The lines are evenly spaced and extend across the width of the page. There are no margins, text, or other markings on the paper.

---

---

---

---

This image shows a blank sheet of white paper with horizontal ruling lines. The lines are evenly spaced and extend across the width of the page. There are no margins or other markings on the paper.

