

Competition in the NSW retail electricity and gas market **continues to develop**

Prices are stable this year

Electricity and gas prices increased by less than 1% in 2018

Electricity prices were deregulated in NSW in 2013-14



Electricity prices **are constant** in real terms (after the impact of inflation) in metro areas since prices were deregulated



Prices in country areas **have reduced** in real terms by an **average of 13%**



Network costs have fallen since 2013-14, but **wholesale costs are higher**

YOU CAN **SAVE!**



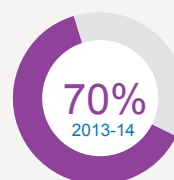
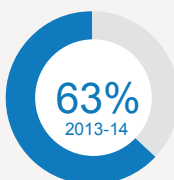
Customers can save around 20% by shopping around

Visit www.energymadeeasy.gov.au for energy comparison tools and other helpful information



COMPARED TO 2013-14

Number of customers that have moved from standing offers to market offers has **increased**

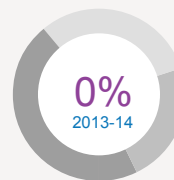
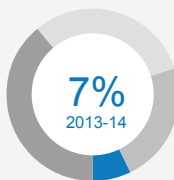


+11



11 new retailers – from 13 to 24 retailers. 9 of these also supply gas

Market share of smaller retailers is **increasing**



IN 2017-18



Proportion of customers switching electricity retailers



Proportion of customers switching gas retailers



For more information please visit IPART.NSW.GOV.AU or [click here](#)

